



---

Emissions Reporting and Inventory Center

# USER TRAINING REPORTING YEAR 2023



# EMISSIONS INVENTORY STAFF

Name	Number	Email
Jason Meyers Administrator	225-219-3408	<a href="mailto:Jason.Meyers@la.gov">Jason.Meyers@la.gov</a>
Kimberly Hamilton-Wims, PH.D. Air Planning Manager	225-219-3586	<a href="mailto:Kimberly.Hamilton-Wims@la.gov">Kimberly.Hamilton-Wims@la.gov</a>
Kelly Petersen Senior Scientist	225-219-3397	<a href="mailto:Kelly.Petersen@la.gov">Kelly.Petersen@la.gov</a>
Maureen Ducote Environmental Scientist	225-219-3591	<a href="mailto:Maureen.Ducote@la.gov">Maureen.Ducote@la.gov</a>



# PRESENTATION OVERVIEW

- Emissions Inventory (EI) Basics
- ERIC Application
  - ERIC User Set-up
  - ERIC Overview
  - Submitting an Inventory Start to Finish
  - ERIC Data Element Terminology and Hierarchy
  - ERIC Data and Public Reports
- Helpful Hints/Important Information



# Emissions Inventory (EI) Basics



# WHAT IS EMISSIONS INVENTORY?

- ⦿ The Emissions Inventory is the report used to collect emissions data required by state and federal regulations
- ⦿ There are two programs which require emissions data to be collected
  - ⦿ Criteria Pollutants
  - ⦿ Toxic Air Pollutants
- ⦿ Inventory data is used for permitting and regulatory decision-making
- ⦿ Allows states and EPA to more accurately model existing emissions sources rather than use permitted emissions

# FEDERAL REGULATIONS

- ◎ **Clean Air Act (CAA)** – Section 183  
requires a criteria pollutant EI every 3 years for areas of ozone nonattainment
- ◎ **40 CFR Part 51 Subpart A** – Air Emissions Reporting Requirements (AERR) –  
requires annual EI for point sources of criteria pollutants and EI for nonpoint and mobile sources every 3 years for entire state
  - ◎ Data is submitted by LA to EPA annually
  - ◎ State data is incorporated by EPA into the National Emissions Inventory (NEI)

# STATE REGULATIONS

- ◎ **LAC 33:III.918 & 919** – requires all point sources in the state to submit a criteria pollutant EI annually
- ◎ **LAC 33:III.5107** – requires all point sources in the state to submit a toxic air pollutant EI annually

# LAC 33:III.919 APPLICABILITY

- ⊙ Required to report criteria inventory if facility meets any of the criteria at **ANY** time during the reporting year
  - ⊙ Located in nonattainment or adjoining parish and emits, has the PTE, or is **permitted to emit** any criteria pollutant above the threshold values in Tables 1-6 (LAC 33:III.919.A.1.a & 2)
  - ⊙ Located in attainment parish and emits, has PTE, or is **permitted to emit** any criteria pollutant above the threshold values in Table 7 (LAC 33:III.919.A.1.b & 2)
  - ⊙ Major source of HAPS or TAPS (LAC 33:III.919.A.1.c)
  - ⊙ Holds a Title V (Part 70) permit – regardless of emissions (LAC 33:III.919.A.1.d)
  - ⊙ Holds a portable source permit and operates at any time in a nonattainment or adjoining parish AND meets applicability criteria (LAC 33:III.919.A.1.e)
  - ⊙ Otherwise required by rule or permit to report (LAC 33:III.919.A.1.f)



## Ozone Non-Attainment:

Ozone Season: 5/1-9/30

LAC 33:III.918.B - Table 4

Ozone Nonattainment Areas and Adjoining Parishes		
Permit/TEMPO Parish Code	ERIC/FIPs Parish Code	Nonattainment Parish(es)
0180	005	Ascension
0840	033	East Baton Rouge
1280	047	Iberville
1740	063	Livingston
3120	121	West Baton Rouge
Permit/TEMPO Parish Code	ERIC/FIPs Parish Code	Adjoining Parishes to Nonattainment Areas
0200	007	Assumption
0880	037	East Feliciana
1260	045	Iberia
2260	077	Pointe Coupee
2540	091	Saint Helena
2560	093	Saint James
2580	095	Saint John the Baptist
2620	099	Saint Martin
2840	105	Tangipahoa
3160	125	West Feliciana

LAC 33:III.919.A.2 - Table 4

Ozone Nonattainment Area and Adjoining Parishes: Emissions Threshold Values		
Pollutant	Nonattainment Area Threshold Value (tons/year)	Adjoining Parishes to Nonattainment Area Threshold Value (tons/year)
Ammonia (NH <sub>3</sub> )	10	10
CO	100	100
Lead (Pb)	5	5
NO <sub>x</sub>	25	100
PM <sub>10</sub> or PM <sub>2.5</sub>	100	100
SO <sub>2</sub>	100	100
VOC	10	50

## SO2 Non-Attainment

Designated: October 14, 2013

First Reporting Year: 2014

LAC 33:III.918.B - Table 6

Sulfur Dioxide (SO <sub>2</sub> ) Nonattainment Areas and Adjoining Parishes		
Permit/TEMPO Parish Code	ERIC/FIPs Parish Code	Nonattainment Parish(es)
2500	087	St. Bernard
Permit/TEMPO Parish Code	ERIC/FIPs Parish Code	Adjoining Parishes to Nonattainment Areas
2140	071	Orleans
2240	075	Plaquemines

LAC 33:III.919.A.2 - Table 6

Sulfur Dioxide (SO <sub>2</sub> ) Nonattainment Area and Adjoining Parishes: Emissions Threshold Values		
Pollutant	Nonattainment Area Threshold Value (tons/year)	Adjoining Parishes to Nonattainment Area Threshold Value (tons/year)
Ammonia (NH <sub>3</sub> )	10	10
CO	100	100
Lead (Pb)	5	5
NO <sub>x</sub>	100	100
PM <sub>10</sub> or PM <sub>2.5</sub>	100	100
SO <sub>2</sub>	10	50
VOC	100	100

## Attainment Areas

LAC 33:III.919.A.2 - Table 7

Attainment Areas: Emissions Threshold Values		
Pollutant	TEMPO Pollutant Code	Threshold Value (tons/year)
Ammonia (NH <sub>3</sub> )	002206	10
CO	000824	100
Lead (Pb)	002573	5
NO <sub>x</sub>	002685	100
PM <sub>10</sub> or PM <sub>2.5</sub>	002767 or 002768	100
SO <sub>2</sub>	002905	100
VOC	001864	100

# CONTIGUOUS AIs

If your AI is contiguous to another AI, as defined in LAC 33:III.919.E, then applicability is determined by a threshold value that is the greater of (LAC 33:III.919.B):

- ⊙ the sum of actual emissions,
- ⊙ the sum of the potentials to emit; or
- ⊙ the sum of permitted emissions for ALL contiguous AIs

# MSOG PERMITS

(NOTWITHSTANDING 919)

- ⊙ Per Section X of the Minor Source Air General Permit for Crude Oil and Natural Gas Production (MSOG), facilities in a nonattainment area for ozone or an adjoining parish with an MSOG shall submit a criteria EI per LAC 33:III.919
  - Each AI shall report an EI separately
- ⊙ Everyone with an MSOG in the following parishes has to report , regardless of emissions:

Ascension	St. Helena
Assumption	St. James
East Baton Rouge	St. John the Baptist
East Feliciana	St. Martin
Iberia	Tangipahoa
Iberville	West Baton Rouge
Livingston	West Feliciana
Pointe Coupee	

# INACTIVE FACILITIES

- ⦿ EI Reports are required even if a facility is inactive
- ⦿ The facility status options are:
  - ⦿ Permanently Shutdown
  - ⦿ Idle
  - ⦿ Permitted but not yet built
- ⦿ If the facility is active, but a source is idle, the source status should be set to idle. There should be no process records or emissions for that source.



# CHANGE IN OWNERSHIP

- ⊙ When there is a change in facility ownership, each owner is responsible to submit and certify their own EI for the period of ownership (LAC 33:III.919.F.2)
- ⊙ The start and end dates of the inventory in ERIC must coincide with the ownership dates in TEMPO
- ⊙ Each owner will have their own ERIC account
- ⊙ Contact your LDEQ staff contact if you would like the previous inventory submitted by the previous owner

# “ONCE IN, ALWAYS IN”

- ⊙ “Once in, Always In” applies to criteria emissions inventories only (LAC 33:III.919.D)
- ⊙ Once a facility no longer meets the applicability in LAC 33:III.919.A.1 for **one full calendar year**, must request approval **in writing** to discontinue submitting an EI
- ⊙ Facilities may stop submitting once they have received approval from LDEQ, **in writing**
- ⊙ Modifications or otherwise removing the requirement from a permit does not qualify as a release from reporting
- ⊙ If you are a major source of TAPs, you are also subject to criteria EI, and therefore subject to “Once In, Always In”



# RELEASE FROM REPORTING

- ⊙ Request for Release from Reporting form is available on our website
- ⊙ Must be signed by a Responsible Official
- ⊙ Not currently accepting requests by email or fax
- ⊙ Must not meet any applicability in LAC 33:III.919.A.1
  - ⊙ Cannot have a requirement in permit to report
  - ⊙ Must have submitted last year inventory below thresholds



# WHAT IS ERIC?

- ◎ Online emissions inventory reporting tool
  - ◎ Detailed data submitted electronically
  - ◎ Paper summary statement mailed in to certify electronic submittal
- ◎ Accepts both criteria and toxic pollutant emissions inventory data
- ◎ Required to be used by the regulations



# ANNUAL REPORTING

- ⊙ Emissions must be reported for the full calendar year
- ⊙ Permit adding reporting requirement issued mid-year does not alter this requirement
- ⊙ Emissions for the full calendar year are expected to be reported by the respective owners for the period of ownership



# ERIC REPORTING DEADLINE

Tuesday

April 30, 2024

Both a signed certification statement and electronic data must be submitted by April 30 (LAC 33:III.919.F.1.d)

# COORDINATE CHANGES

- ⦿ Changes/additions to release point coordinates will trigger a review and require LDEQ approval
- ⦿ The coordinate approval process has been expanded to require all release points to be updated
  - ⦿ Multiple release points should not have the same coordinates (Exceptions to this are general condition, insignificant activities, and fugitive emissions)
  - ⦿ Release point coordinates should not be the same as the front gate coordinates (Exceptions to this are general condition, insignificant activities, and fugitive emissions)

# LOCKED COORDINATES

- ⊙ Requests go the assigned LDEQ staff for your parish
- ⊙ LDEQ will email the user whom submitted the data when the release points are approved/rejected
- ⊙ If you try to submit before changes have been approved, you can still submit, but all changes will be lost.
- ⊙ Step by step instructions are in Section 6.9 of the ERIC User Manual



# FACILITY UPDATES ONLINE FORM

<https://www.deq.louisiana.gov/form/eric-facupdate-request>

## About the Emissions Inventory Program

The Emissions Inventory Unit of the Air Quality Assessment Division is responsible for developing comprehensive criteria and toxic pollutant emissions inventories for the State of Louisiana. The emissions data are used for a variety of planning, regulatory and reporting purposes. The staff works closely with the regulated community, trade groups, and other state and federal agencies to develop and maintain high quality and current emissions data

Regulated point sources of criteria air pollutants must submit an inventory of annual criteria pollutant emissions pursuant to the requirements of LAC 33:III.919. Detailed annual emissions data are maintained on point sources going back to 1991, with the number of point sources changing each year.

In 2007, historical emissions data was migrated into a new web-based reporting system called ERIC - Emissions Reporting & Inventory Center. ERIC's functionality includes a query tool for use by the public.

## Useful Tools and Guidance Documents

<a href="#">ERIC USER MANUAL</a>	<a href="#">PUBLIC REPORTS</a>	<a href="#">EMISSIONS INVENTORY FAQS</a>
<a href="#">PRIOR YEAR RESOURCES</a>	<a href="#">FACUPDATE REQUEST FORM</a>	<a href="#">ERIC TRAINING</a>



# FACILITY UPDATES ONLINE FORM (CONT.)

## ERIC FACUPDATE REQUEST

Completing this form will email FacUpdate@la.gov with changes needed to let you submit your ERIC inventory.

Name of person submitting this request    
(First) (Last)

Email of person submitting this request

AI Number

Facility Name

- Need to update:
- EI Billing Party
  - EI Facility Contact
  - Front Gate Coordinates
  - Incorrect Ownership Dates
  - Facility Mailing Address and Phone Number
  - NAICS
  - SIC

(Please select all that apply)



# FACILITY UPDATES

Information [facupdate@la.gov](mailto:facupdate@la.gov) emails require

- Agency Interest Number
- Facility Name
- Brief description of the change needed
- Name, Address, and Phone number for **EI Billing Party** and **EI Facility Contact**
- Date ranges for which the change should apply (should be during the reporting year of the inventory)

# START EARLY

- ⦿ Coordinate and [facupdate@la.gov](mailto:facupdate@la.gov) changes require LDEQ staff review and are not instantaneous
- ⦿ Any requests for coordinate changes or [facupdate@la.gov](mailto:facupdate@la.gov) received after **4:00pm, April 30<sup>th</sup>** will not be processed until the next business day
- ⦿ Any inventories that cannot be submitted on time because of pending [facupdate@la.gov](mailto:facupdate@la.gov) and coordinate review/approval issues will be considered late
- ⦿ It is not necessary to wait until submitting your inventory to request these changes



# LATE REPORTING

- ⊙ Extensions to the reporting deadline may be granted through a variance request. Variance for ERIC Instructions are available on the ERIC website
- ⊙ **Variations must be submitted at least 2 business days before the due date to be considered**
- ⊙ Submittal of the signed Certification Statement determines timeliness regardless of when the data was submitted electronically
- ⊙ Certification Statements not postmarked on or before the April 30<sup>th</sup> due date without a variance are considered late and will be referred to Enforcement



# ASKING FOR HELP

- ⦿ LDEQ Emissions Inventory staff are assigned facilities based on facility parish location
- ⦿ The list of ERIC staff parish assignments is available on the ERIC homepage: <https://www.deq.louisiana.gov/ERIC>
  - ⦿ [ERIC@la.gov](mailto:ERIC@la.gov) will send an email to all EI staff
  - ⦿ Call the EI staff person that is assigned the parish where your facility is located first
- ⦿ Please do not call other LDEQ staff asking for help, even if they have helped in the past
  - ⦿ Please contact EI staff only
  - ⦿ LDEQ staff that are not on the list may not be kept up to date with the most recent changes to EI and/or ERIC

# ASKING FOR HELP (CONT.)

- ⦿ Why email before calling?
  - ⦿ Provides more detailed information, and
  - ⦿ Allow us to research the issue aiding in a more complete response
- ⦿ When emailing your staff contact:
  - ⦿ Include the AI #
  - ⦿ Send a screen shot of the error(s) you need help with
  - ⦿ If having problems completing or uploading a spreadsheet, include the spreadsheet



# ERIC USER SET-UP



# ACCESSING ERIC

- ① New Users
  1. Create your User Account
  2. Request Access to a Facility Account



# NEW ERIC USERS

## STEP 1 OF 2: CREATE A USER ACCOUNT

- ⦿ Before you are able to access facility data in ERIC, you must have an LDEQ Business User Account
  - ⦿ Each person should have his/her own portal account
  - ⦿ User accounts have varying levels of access through different user roles
- ⦿ Create a User Account at the LDEQ Business homepage (different from DEQ ERIC homepage)
  - ⦿ Upon completion of registration, you will receive a screen message confirming your account creation.
  - ⦿ Then you can log in



# NEW ERIC USERS

## STEP 2 OF 2: REQUEST ACCESS

- ⦿ After logging into the ERIC Business Site, users must request access to specific facility accounts within ERIC
- ⦿ Associates your user account with specific facilities
- ⦿ Access to accounts is granted through:
  - ⦿ Existing Account Administrator – request is completed in ERIC for administrator to approve in ERIC
    - ⦿ You may need to communicate with the existing account administrator to approve your request
    - ⦿ LDEQ Staff cannot see or grant these requests
  - ⦿ Pre-registration Code – LDEQ provides code for facilities that have never submitted to ERIC or no longer have an active account administrator



✔ You're now logged in!

## Emissions Reporting and Inventory Center

### Request Access

Use this form to request access to a facility for Emissions Inventory reporting purposes.

- I am an employee of the facility owner, or a designated consultant
- I have received a preregistration code in the mail

Submit Cancel



# ERIC USER ROLES

- ⊙ Reader – Read-only access to your ERIC data
- ⊙ Manager – Provides editing privileges for ERIC data
  - ⊙ Edit data, upload inventory data in Excel format, create new inventories, edit existing inventories, and revise old inventories, submit completed inventories
  - ⊙ Most often the role assigned to consultants
- ⊙ Administrator – Authority to grant or reject access requests and, if granted, what level of access/role is allowed (most often facility contacts)

# WAIT FOR APPROVAL

- ⦿ An email will be automatically sent to the existing administrator(s) on the account.
  - ⦿ Email [eric@la.gov](mailto:eric@la.gov) if you want to check on who, if anyone, can approve your request
- ⦿ Once granted, when you log in to ERIC you will see the AI# in the dropdown of facilities you can access.
- ⦿ May need to log off and back in to see the changes
  - ⦿ Depending on your browser settings, this may require clearing the cookies or cache in your browser, or
  - ⦿ Try a different browser

Louisiana Department of Environmental Quality | Secretary Aurelia S. Giacometto

DEQ LOUISIANA

PUBLIC RECORDS EBUSINESS CONTACT US REPORT AN ENVIRONMENTAL PROBLEM TRANSLATE

ABOUT LDEQ AIR LAND WATER EMERGENCY & RADIATION



Top Stories

## New LDEQ Secretary Aurelia Giacometto Announces Vision for Agency

LEARN MORE



Current

For Citizens

For Businesses

For Government

For Educators

EDMS



LDEQ > Air

# AIR

## AIR

- PERMITS
- ENFORCEMENT
- SURVEILLANCE
- MONITORING
- PROGRAMS**
- RESOURCES
- FORMS
- FAQ

### RECENT NEWS

- Parish Tornado - 1st Extension of Declaration of Emergency and Administrative Order  
February 12, 2024
- Hurricane Laura - 39th Amended Declaration of Emergency and Administrative Order  
February 07, 2024
- Hurricane Ida - 6th Amended Declaration of Emergency and Administrative Order  
February 07, 2024

[VIEW ALL AIR-RELATED NEWS](#)

### FEATURED PROGRAMS

- Air Emissions Inventory (ERIC)
- Motor Vehicle Inspection Program
- Emission Reduction Credit Information Resource Center

### HELPFUL LINKS

- River Ridge/Harahan Odor Issue
- Louisiana Volkswagen Environmental Mitigation Trust



Air | Louisiana Department of E... x +

https://www.deq.louisiana.gov/subhome/air

ABOUT LDEQ AIR LAND WATER EMERGENCY & RADIATION

LDEQ > Air

# AIR

**AIR**

- PERMITS
- ENFORCEMENT
- SURVEILLANCE
- MONITORING
- PROGRAMS
- Diesel Emissions Reduction Act
- Asbestos
- Lead
- Air Toxics
- Engineering notification and stack testing
- State Implementation Plans
- Emissions Inventory (ERIC)**
- Clean Power Plan
- Motor Vehicle Inspection Program
- Stage II Vapor Recovery

## RECENT NEWS

- Assumption Parish Tornado - 1st Extension of Declaration of Emergency and Administrative Order  
February 12, 2024
- Hurricane Laura - 39th Amended Declaration of Emergency and Administrative Order  
February 07, 2024
- Hurricane Ida - 6th Amended Declaration of Emergency and Administrative Order  
February 07, 2024


[VIEW ALL AIR-RELATED NEWS](#)

## FEATURED PROGRAMS

- Air Emissions Inventory (ERIC)
- Motor Vehicle Inspection Program
- Emission Reduction Credit Information Resource Center

## HELPFUL LINKS

- River Ridge/Harahan Odor Issue
- Louisiana Volkswagen Environmental Mitigation Trust
- Air Requirements Library
- Air Quality Data and forecast
- AIR NOW
- Air Permitting Guidance
- Ambient Air Monitoring Sites
- Open Burning In Louisiana
- What is a flare?



# AIR

- AIR
- PERMITS
- ENFORCEMENT
- SURVEILLANCE
- MONITORING
- PROGRAMS
- RESOURCES
- FORMS
- FAQ

## Air Emissions Inventory

**ERIC Status: Fully functioning and accepting inventories through RY2023.**

### Common Questions

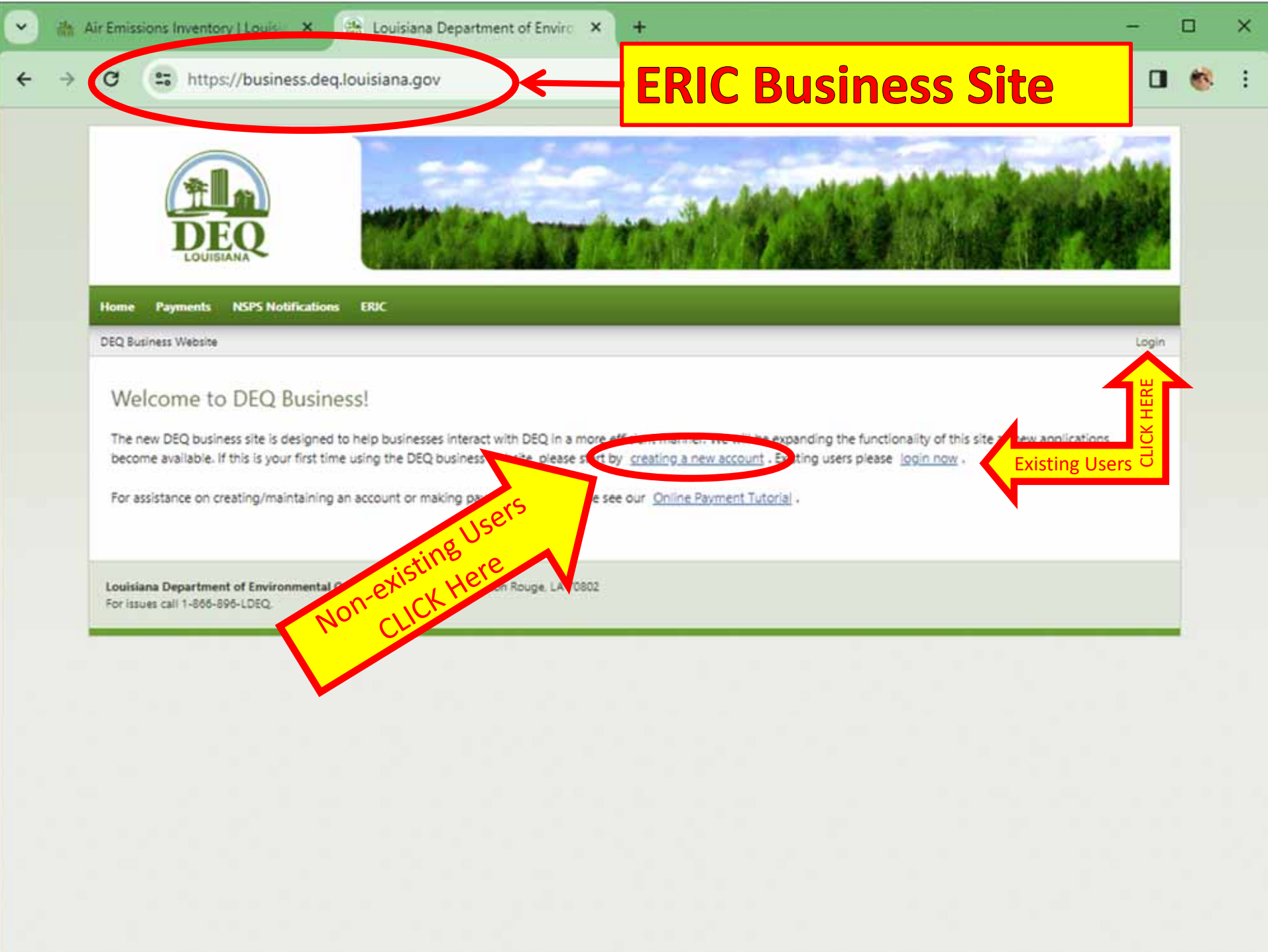
If you have any issues, please contact [ERIC@la.gov](mailto:ERIC@la.gov)

Last Updated: 2/14/2024 @ 9:35



### About the Emissions Inventory Program

The Emissions Inventory Unit of the Air Quality Assessment Division is responsible for developing comprehensive



https://business.deq.louisiana.gov

ERIC Business Site

Welcome to DEQ Business!

The new DEQ business site is designed to help businesses interact with DEQ in a more efficient manner. We will be expanding the functionality of this site as new applications become available. If this is your first time using the DEQ business website, please start by [creating a new account](#). Existing users please [login now](#).

For assistance on creating/maintaining an account or making payments, please see our [Online Payment Tutorial](#).

Non-existing Users  
CLICK Here

Existing Users  
CLICK HERE



## Login to Your Account

If you are having trouble logging in, please [let us know](#).

User Name

[Forgot your username?](#)

Password

[Forgot your password?](#)

Remember Me

Login

Cancel and login as a DEQ Employee



### This is a Secure Site

DEQ uses an industry standard 128 bit SSL certificate to ensure your information is kept secure and private.

**Don't have an account?**

[Create One Now!](#) It takes only a few minutes.



Air Emissions Inventory | x Register for an Account | x

Secure | <https://membership.deq.louisiana.gov/Users/Create>

Apps | Bookmarks | Sheet Music | ERIC | DEQ | EPA | craft ideas | Buy a house | fitness | WorkPeople | AA | Notepad | Other bookmarks

DEQ Homepage | DEQ Business Site

DEQ Web Membership Login | Register

## Register for an Account

\* indicates a required field.

\* Username  
  
Use only letters, numbers and/or underscores

\* Password

\* Confirm password

\* E-Mail

### Why Register?

Registering for an account at DEQ allows you access to many online services we provide. You can create one account to log into many of our programs online.

If you are having trouble registering a new account, please [let us know](#).

### Are You a DEQ Employee?

If so, you already have a login! Just use your DEQ system account to [login now](#).

**This is a Secure Site**

Enter Information and Scroll Down

\* City:  \* State:  \* Zip:

\* Phone number:  Phone number (alt):

**Create Account**



## Emissions Reporting and Inventory Center

[ERIC Resources Page](#)

### Account Selection

You do not currently have access to any ERIC accounts. Please use the links below to access public emissions data, or to request access to one or more accounts.

[Request access to a Facility \(EI submitters, responsible officials, or designated consultants only\)](#)

[Manage email notification preferences](#)



[Job Monitor](#)

[Public Reports](#)

[Show Help Topics](#)

ERIC Version 10.1.0

business.deq.louisiana.gov/Eric/EricUsers/RequestAccess



Home Payments Permits NSPS Notifications **ERIC**

DEQ Business Website Logged in as: MaureenFleming | Logout

## Emissions Reporting and Inventory Center

### Request Access

Use this form to request access to a facility for Emissions Inventory reporting purposes.

I am an employee of the facility owner, or a designated consultant



I have received a preregistration code in the mail

**Louisiana Department of Environmental Quality** 602 N. Fifth Street Baton Rouge, LA 70802  
For website issues please email the web team. For all other issues call 1-866-896-LDEQ or e-mail our Customer Service Center .

Louisiana Department of Env x

business.deq.louisiana.gov/Eric/EricUsers/RequestAccess

Apps Oracle-PLSQL Topics Backfile Review @ LO... DEQ LEO Search EDMS Job Announcements Google ERIC CDX DEQENF



Home Payments Permits NSPS Notifications **ERIC**

DEQ Business Website Logged in as: alpha\kellyp | Logout

## Emissions Reporting and Inventory Center

### Request Access

Use this form to request access to a facility for Emissions Inventory reporting purposes.

I am an employee of the facility owner, or a designated consultant

Please enter the Agency Interest number(s) you need access to:

You can request access to more than one AI at a time - just type in the values separated by commas.

The following information will accompany your request. By making this request, you agree to allow this information to be shared with the account manager(s) for the Agency Interest Number to which you are requesting access.

First Name:	Kelly
Last Name:	Petersen
Email:	kelly.petersen@la.gov

I have received a preregistration code in the mail



## Emissions Reporting and Inventory Center

### Access Request Details

You have requested access to the following Agency Interest Numbers:

AI Number	AI Name	Owner
83609	Test AI #1 Production Test	Butler, Joe
<input type="button" value="Save"/> <input type="button" value="Cancel"/>		

Louisiana Department of Environmental Quality - Windows Internet Explorer provided by LDEQ Virtual Desktop

http://business.deq.louisiana.gov/Eric/EricUsers/RequestAccess

DEQ LOUISIANA

Home Payments Permits NSPS Notifications ERIC

DEQ Business Website Logged in as: KPetersen | Logout

## Emissions Reporting and Inventory Center

### Request Access

Use this form to request access to a facility for Emissions Inventory reporting purposes.

I am an employee of the facility owner, or a designated consultant

I have received a preregistration code in the mail

Please enter the AI Number for which you are preregistered:



Please enter your preregistration code:



Louisiana Department of Env x

business.deq.louisiana.gov/Eric/EricUsers/RequestAccess

Apps Oracle-PLSQL Topics Backfile Review @ LO... DEQ LEO Search EDMS Job Announcements Google ERIC CDX DEQENF



# Test account

## AI# 83609

Home Payments Permits NSPS Notifications ERIC

DEQ Business Website

### Emissions Reporting and Inventory Center

#### Request Access

Use this form to request access to a facility for Emissions Inventory reporting purposes.

I am an employee of the facility owner, or a designated consultant

Please enter the Agency Interest number(s) you need access to:

You can request access to more than one AI at a time - just type in the values separated by commas.

The following information will accompany your request. By making this request, you agree to allow this information to be shared with the account manager(s) for the Agency Interest Number to which you are requesting access.

First Name:	Kelly
Last Name:	Petersen
Email:	kelly.petersen@la.gov

I have received a preregistration code in the mail



# ERIC OVERVIEW





# ACCOUNT HOME

- ⊙ List of inventories
- ⊙ Request Access to a Facility (already covered)
- ⊙ Manage Email Notification Preferences
- ⊙ Job Monitor
- ⊙ User Administration (administrators only)
- ⊙ Link to public reports page
- ⊙ Agency Interest Selector

Account Home

Test AI #1 Production Test (AI# 83609), Butler, Joe, St. Mary Parish

**Current Inventories:**







[Start New Inventory](#)

Inventory ID	Reporting Year Revision	Type Date Started	Start Date End Date	Submitted Date Submitted By	Cert Recd Date Cert Recd By	
1300783	2014 0	Criteria and Toxic 1/15/2015	1/1/2014 12/31/2014	1/15/2015 Fleming, Maureen	1/15/2015 Fleming, Maureen	<a href="#">View</a> <a href="#">Download</a> <a href="#">Revise</a> <a href="#">Summary</a>
1300769	2013 0	Criteria and Toxic 12/16/2013	1/1/2013 12/31/2013	1/19/2015 Petersen, Kelly	1/20/2015 Petersen, Kelly	<a href="#">View</a> <a href="#">Download</a> <a href="#">Revise</a> <a href="#">Summary</a>
<a href="#">1300794</a>	2012 0	Criteria and Toxic 1/7/2013	1/1/2012 12/31/2012			<a href="#">Edit</a> <a href="#">Download</a> <a href="#">Delete</a> <a href="#">Summary</a>
1299111	2011 0	Criteria and Toxic 1/11/2012	1/1/2011 12/31/2011	5/9/2014 Petersen, Kelly		<a href="#">View</a> <a href="#">Download</a> <a href="#">Revise</a> <a href="#">Summary</a>
<b>Scroll Down</b>						
	0	11/30/2012	12/31/2008			
<a href="#">1300774</a>	2007 0	Criteria and Toxic 9/23/2014	1/1/2007 12/31/2007			<a href="#">Edit</a> <a href="#">Download</a> <a href="#">Delete</a> <a href="#">Summary</a>

\* To edit inventory type or start/end dates click on the inventory id.

**Key:**

Uploading
Validating
Editing
Submitted
Revised
Certified

-  [Request access to a Facility \(EI submitters, responsible officials, or designated consultants only\)](#)
-  [Manage email notification preferences](#)
-  [Job Monitor](#)
-  [User Administration](#)
-  [Public Reports](#)
-  [Show Help Topics](#)

Change Account:

# INVENTORY STATUS

INVENTORIES ARE COLOR CODED

Key:

Uploading

Validating

Editing

Submitted

Revised

Certified

- ⦿ Inventory Status
  - ⦿ Uploading – upload of inventory spreadsheet is in progress
  - ⦿ Validating – validation of inventory is in progress
  - ⦿ Editing – the inventory is in progress and is only on the ERIC site (not submitted to the department)
  - ⦿ Submitted – the inventory can only be viewed or brought forward for creating a revised inventory
  - ⦿ Revised – a more recent revision has been submitted for a particular inventory (only the most current version can be revised)
  - ⦿ Certified – the department has received the signed certification statement and updated ERIC to reflect the certified date

Account Home

Test AI #1 Production Test (AI# 83609), Butler, Joe, St. Mary Parish

**Current Inventories:**

[Start New Inventory](#)


Inventory ID	Reporting Year Revision	Type Date Started	Start Date End Date	Submitted Date Submitted By	Cert Recd Date Cert Recd By	
1300783	2014 0	Criteria and Toxic 1/15/2015	1/1/2014 12/31/2014	1/15/2015 Fleming, Maureen	1/15/2015 Fleming, Maureen	<a href="#">View</a> <a href="#">Download</a> <a href="#">Revise</a> <a href="#">Summary</a>
1300769	2013 0	Criteria and Toxic 12/16/2013	1/1/2013 12/31/2013	1/19/2015 Petersen, Kelly	1/20/2015 Petersen, Kelly	<a href="#">View</a> <a href="#">Download</a> <a href="#">Revise</a> <a href="#">Summary</a>
<a href="#">1300794</a>	2012 0	Criteria and Toxic 1/7/2013	1/1/2012 12/31/2012			<a href="#">Edit</a> <a href="#">Download</a> <a href="#">Delete</a> <a href="#">Summary</a>
1299111	2011 0	Criteria and Toxic 1/11/2012	1/1/2011 12/31/2011	5/9/2014 Petersen, Kelly		<a href="#">View</a> <a href="#">Download</a> <a href="#">Revise</a> <a href="#">Summary</a>
<b>Scroll Down</b>						
	0	11/30/2012	12/31/2008			
<a href="#">1300774</a>	2007 0	Criteria and Toxic 9/23/2014	1/1/2007 12/31/2007			<a href="#">Edit</a> <a href="#">Download</a> <a href="#">Delete</a> <a href="#">Summary</a>


\* To edit inventory type or start/end dates click on the inventory id.

Key:

Uploading
Validating
Editing
Submitted
Revised
Certified

 [Request access to a Facility \(EI submitters, responsible officials, or designated consultants only\)](#)

 [Manage email notification preferences](#)

 [Job Monitor](#)

 [User Administration](#)

 [Public Reports](#)

 [Show Help Topics](#)

Change Account:



# EMAIL NOTIFICATION PREFERENCES

- ⦿ Manageable email notification preferences
  - ⦿ Opt out of receiving general email notifications from the ERIC system and staff
  - ⦿ Opt out of certification statement receipt notifications
  - ⦿ Opt out of receiving access request notifications
  - ⦿ Globally unsubscribe from all ERIC related emails
- ⦿ Other email notification preferences are selected using a check box on the screen
  - ⦿ Jobs complete (Uploads and Validations)
  - ⦿ Certification Statement processed by LDEQ



# EMAIL NOTIFICATION PREFERENCES

## Emissions Reporting and Inventory Center

### User Email Notification Preferences

Email Notification Preferences for Petersen, Kelly (user id 2069)

Email Address	kelly@wonkyi.com	You can not change your email here (click on your user name at the top right of this page to change your online profile information).
General Notifications:	<input checked="" type="checkbox"/>	UNCHECK this box to indicate that you <b>DO NOT</b> want to receive general email notifications from the ERIC system and staff.
Certification Received Notifications:	<input checked="" type="checkbox"/>	UNCHECK this box to indicate that you <b>DO NOT</b> want to receive email notifications from the ERIC system when certification statements are received.
Access Request Notifications:	<input checked="" type="checkbox"/>	UNCHECK this box to indicate that you <b>DO NOT</b> want to receive email notifications from the ERIC system when users request access to an account for which you are an administrator.
On Global Unsubscribe List:	<input type="checkbox"/>	CHECK this box to indicate that you <b>DO NOT</b> want to receive ANY ERIC emails. The options above will be ignored. If you change your email address, you will need to come back to this page and reset this flag to join the global unsubscribe list again.
<input type="button" value="Save"/>		

 [Return to Emissions Reporting and Inventory Center Home](#)

Account Home

Test AI #1 Production Test (AI# 83609), Butler, Joe, St. Mary Parish

**Current Inventories:**







[Start New Inventory](#)

Inventory ID	Reporting Year Revision	Type Date Started	Start Date End Date	Submitted Date Submitted By	Cert Recd Date Cert Recd By	
1300783	2014 0	Criteria and Toxic 1/15/2015	1/1/2014 12/31/2014	1/15/2015 Fleming, Maureen	1/15/2015 Fleming, Maureen	<a href="#">View</a> <a href="#">Download</a> <a href="#">Revise</a> <a href="#">Summary</a>
1300769	2013 0	Criteria and Toxic 12/16/2013	1/1/2013 12/31/2013	1/19/2015 Petersen, Kelly	1/20/2015 Petersen, Kelly	<a href="#">View</a> <a href="#">Download</a> <a href="#">Revise</a> <a href="#">Summary</a>
<a href="#">1300794</a>	2012 0	Criteria and Toxic 1/7/2013	1/1/2012 12/31/2012			<a href="#">Edit</a> <a href="#">Download</a> <a href="#">Delete</a> <a href="#">Summary</a>
1299111	2011 0	Criteria and Toxic 1/11/2012	1/1/2011 12/31/2011	5/9/2014 Petersen, Kelly		<a href="#">View</a> <a href="#">Download</a> <a href="#">Revise</a> <a href="#">Summary</a>
<b>Scroll Down</b>						
	0	11/30/2012	12/31/2008			
<a href="#">1300774</a>	2007 0	Criteria and Toxic 9/23/2014	1/1/2007 12/31/2007			<a href="#">Edit</a> <a href="#">Download</a> <a href="#">Delete</a> <a href="#">Summary</a>

\* To edit inventory type or start/end dates click on the inventory id.

**Key:**

Uploading
Validating
Editing
Submitted
Revised
Certified

-  [Request access to a Facility \(EI submitters, responsible officials, or designated consultants only\)](#)
-  [Manage email notification preferences](#)
-  [Job Monitor](#)
-  [User Administration](#)
-  [Public Reports](#)
-  [Show Help Topics](#)

Change Account:

# JOB MONITOR

- ⦿ Offline job processor for uploads and validations
  - ⦿ Do not have to stay on screen for process to complete
  - ⦿ Job monitor allows you to watch the progress and get results
  - ⦿ Email notification option available to be notified when job is complete
  - ⦿ Can work on other Inventories while job is processing



# JOB MONITOR (CONT.)

- ⦿ When you are viewing the Job Monitor page for your selected account, you will see all jobs submitted by any user on that account.
- ⦿ You can see who submitted each job on the Job Monitor page.
- ⦿ Quick links to results when available.
- ⦿ Click “Refresh Job Listing” button to refresh screen.



# JOB MONITOR (CONT.)

## ERIC Job Monitor

This page no longer auto-refreshes. Click the Refresh Job Listing button periodically to see updates to job progress.

Test AI #1 Production Test (AI# 83609), Acme Building Brands

[Admin Home](#)

Select timeframe:

Select job type:

Select sort order:

Show Pending Jobs  Show Running Jobs  Show Completed Jobs  Show Failed Jobs  Show All Users

this table auto-refreshes every 10 seconds

ID	Job Type / Status	Rep. Year / Rev #	Submitted Date / Submitted By	Progress Messages	
52543	Validation Complete	2022 0	1/5/2023 4:42 PM Petersen, Kelly	Validation complete for AI 83609, RY 2022, Rev 0 0 warnings, 1 errors, 0 unapproved coordinate changes	<a href="#">View Validations</a>
52542	ExcelImport Complete	2022 0	1/5/2023 4:41 PM Petersen, Kelly	Excel import SUCCEEDED for AI 83609, RY 2022, Rev 0 0 warnings and 0 errors	<a href="#">View Upload Messages</a>
52541	ExcelImport Complete	2022 0	1/5/2023 4:39 PM Petersen, Kelly	Excel import FAILED for AI 83609, RY 2022, Rev 0 0 warnings and 3 errors	Replaced
52540	ExcelImport Complete	2022 0	1/5/2023 1:22 PM Petersen, Kelly	Excel import FAILED for AI 83609, RY 2022, Rev 0 0 warnings and 3 errors	Replaced
52539	ExcelImport	2022	1/5/2023 1:22 PM	Excel import FAILED for AI 83609, RY 2022, Rev 0	Replaced

# JOB MONITOR (CONT.)

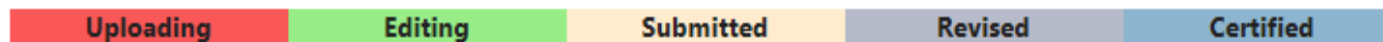
- ⦿ There are five job status codes in ERIC:
  - ⦿ Pending – the job is in the queue and will be processed in the order it was submitted.
  - ⦿ In Progress – the job is being executed.
  - ⦿ Complete – the job completed and the results are available in the remaining columns of the job monitor table.
  - ⦿ Error – the job could not be processed due to unexpected circumstances (database connection failure, server shutdown). You will need to resubmit your job request.
  - ⦿ Killed – the job was in the queue or executing for too long and was terminated. This condition is a “fail-safe” to help prevent hung jobs from blocking the job queue. DEQ staff is notified when jobs are killed and will take action to investigate the cause.

1283240	2012 0	Criteria and Toxic 1/7/2013	1/1/2012 12/31/2012	1/8/2013	10/21/2013 Petersen, Kelly	<a href="#">View</a> <a href="#">Summary</a>
<a href="#">1291553</a>	2011 0	Criteria and Toxic 1/11/2012	1/1/2011 12/31/2011			<a href="#">Edit</a> <a href="#">Delete</a> <a href="#">Summary</a>
<a href="#">1291459</a>	2010 1	Criteria and Toxic 5/12/2011	1/1/2010 12/1/2010			<a href="#">Edit</a> <a href="#">Delete</a> <a href="#">Summary</a>
1274844	2010 0	Criteria and Toxic 1/25/2011	1/1/2010 12/31/2010	5/12/2011	5/12/2011 Heber, Jackie	<a href="#">View</a> <a href="#">Summary</a>
1291334	2009 0	Criteria and Toxic 1/25/2011	1/1/2009 12/31/2009	9/10/2013	1/17/2014 Petersen, Kelly	<a href="#">View</a> <a href="#">Revise</a> <a href="#">Summary</a>
<a href="#">1283096</a>	2008 0	Criteria and Toxic 11/30/2012	1/1/2008 12/31/2008			<a href="#">Edit</a> <a href="#">Delete</a> <a href="#">Summary</a>
<a href="#">1283033</a>	2005 0	Criteria and Toxic 11/19/2012	1/1/2005 12/31/2005			<a href="#">Edit</a> <a href="#">Delete</a> <a href="#">Summary</a>

\* To edit inventory type or start/end dates click on the inventory id.

\*\* Inventories in Uploading status are normally the result of uploads that were interrupted. They must be deleted, but make sure another user is not currently uploading to this account first.

**Key:**



- [Request access to a Facility \(EI submitters, responsible officials, or designated consultants only\)](#)
  - [User Administration](#)
  - [Public Reports](#)
  - [Show Help Topics](#)
- Change Account:
- Choose One...

ERIC Version 10.0.0



# USER ACCOUNT ADMINISTRATION

- ⦿ Anyone using a pre-registration code is automatically an account administrator
- ⦿ Only facility owners or confirmed employees will be given a pre-registration code
  - ⦿ The Administrator is the only one who can grant/deny access to the account and designate the user role for additional users (e.g., other facility personnel and consultants)
  - ⦿ Multiple administrators can be assigned
  - ⦿ Do not give your pre-registration code to a consultant
  - ⦿ Pre-registration codes can only be used ONE time
- ⦿ If the ERIC Account Administrator is unknown or no longer with the company, please contact your LDEQ assigned staff for further instructions

# ACCOUNT ADMINISTRATION

- ⦿ By default, Account Administrators are emailed when users request access to the facility account in ERIC.
- ⦿ Account Administrators may adjust their email notification preferences to stop receiving these emails
- ⦿ To approve/reject a request:
  - ⦿ Go to User Administration
  - ⦿ Approve/Reject Outstanding Access Requests
  - ⦿ Edit User Role

# Emissions Reporting and Inventory Center

---

## User Administration

### Current Account Users:

<u>First Name</u>	<u>Last Name</u>	<u>Email Address</u>	<u>Role</u>		
John	Haasbeek	john.haasbeek@la.gov	Administrator	Edit	Delete
John	Haasbeek	john@haasbeek.com	Administrator	Edit	Delete
Kelly	Petersen	kelly.petersen@la.gov	Administrator	Edit	Delete
Maureen	Fleming	m.maureen.fleming@la.gov	Administrator	Edit	Delete

### Outstanding Access Requests:


<u>First Name</u>	<u>Last Name</u>	<u>Email Address</u>	<u>Request Date</u>				
Maureen	Ducote	maureen.ducote@la.gov	2/2/2016	Grant Administrator	Grant Manager	Grant Reader	Reject Request

Account Home

Test AI #1 Production Test (AI# 83609), Butler, Joe, St. Mary Parish

**Current Inventories:**







[Start New Inventory](#)

Inventory ID	Reporting Year Revision	Type Date Started	Start Date End Date	Submitted Date Submitted By	Cert Recd Date Cert Recd By	
1300783	2014 0	Criteria and Toxic 1/15/2015	1/1/2014 12/31/2014	1/15/2015 Fleming, Maureen	1/15/2015 Fleming, Maureen	<a href="#">View</a> <a href="#">Download</a> <a href="#">Revise</a> <a href="#">Summary</a>
1300769	2013 0	Criteria and Toxic 12/16/2013	1/1/2013 12/31/2013	1/19/2015 Petersen, Kelly	1/20/2015 Petersen, Kelly	<a href="#">View</a> <a href="#">Download</a> <a href="#">Revise</a> <a href="#">Summary</a>
<a href="#">1300794</a>	2012 0	Criteria and Toxic 1/7/2013	1/1/2012 12/31/2012			<a href="#">Edit</a> <a href="#">Download</a> <a href="#">Delete</a> <a href="#">Summary</a>
1299111	2011 0	Criteria and Toxic 1/11/2012	1/1/2011 12/31/2011	5/9/2014 Petersen, Kelly		<a href="#">View</a> <a href="#">Download</a> <a href="#">Revise</a> <a href="#">Summary</a>
						
	0	11/30/2012	12/31/2008			
<a href="#">1300774</a>	2007 0	Criteria and Toxic 9/23/2014	1/1/2007 12/31/2007			<a href="#">Edit</a> <a href="#">Download</a> <a href="#">Delete</a> <a href="#">Summary</a>

\* To edit inventory type or start/end dates click on the inventory id.

Key:

Uploading
Validating
Editing
Submitted
Revised
Certified

-  [Request access to a Facility \(EI submitters, responsible officials, or designated consultants only\)](#)
-  [Manage email notification preferences](#)
-  [Job Monitor](#)
-  [User Administration](#)
-  [Public Reports](#)
-  [Show Help Topics](#)

Change Account:

Choose One...



# ACCOUNT SELECTION

- ① 1: Facility Account homepage
- ② 2 – 50: Facility Accounts dropdown

## Account Selection

You have access to multiple ERIC accounts, please select an account to work on:

Choose One... ▼

- ③ 50+: Facility Accounts text box

## Account Selection

You have access to multiple ERIC accounts, please select an account to work on:

Hint: start typing an AI number or AI name and a list of matching entries will appear. You need to enter at least two characters, or leave the field empty and press the down arrow to see all accounts to which you have access. Once the list appears, you must click on the entry you want, or scroll using the arrow keys and then press enter.



# SUBMITTING AN INVENTORY




# FROM START TO FINISH

1. Start New Inventory
2. Edit Inventory
  - a. On-Screen Entry
  - b. Spreadsheet Upload
3. Review Summary and Run Validations
4. Review Validation Results
5. Submit Inventory
6. Generate and Submit Certification Statement

# STARTING A NEW INVENTORY

- ⦿ Click “Start New Inventory” to create a new inventory
- ⦿ This is not used to revise existing inventories
- ⦿ Select a Base Year to bring forward data from a previous inventory

Emissions Reporting and Inventory Center [ERIC Resources Page](#) 

Account Home

Test AI #1 Production Test (AI# 83609), Butler, Joe, St. Mary Parish

**Current Inventories:** [Start New Inventory](#)

Inventory ID	Reporting Year Revision	Type Date Started	Start Date End Date	Submitted Date Submitted By	Cert Recd Date Cert Recd By	
1300783	2014	Criteria and Toxic	1/1/2014	1/15/2015	1/15/2015	<a href="#">View</a> <a href="#">Download</a> <a href="#">Revise</a> <a href="#">Summary</a>



# START NEW INVENTORY

## Start New Inventory

Test AI #1 Production Test (AI# 83609), Butler, Joe, St. Mary Parish

Inventory Type:	<input type="text" value="Choose One..."/>	Select "Criteria" if you are submitting an inventory pursuant to <b>LAC 33:III.919</b> . Select "Toxic" if you are submitting an inventory pursuant to <b>LAC 33:III.5107</b> . Select "Criteria and Toxic" if you are submitting an inventory to meet reporting requirements of both regulations. <a href="#">Click here to access the online text of Title 33 Environmental Regulatory Code.</a>
Reporting Year:	<input type="text" value="2007"/>	
Ownership Start:	<input type="text" value="1/1/2009"/>	This is the ownership start date for this account as currently recorded in TEMPO (blank means no date set).
Ownership End:	<input type="text"/>	This is the ownership end date for this account as currently recorded in TEMPO (blank means no date set).
Start Date:	<input type="text" value="1/1/2007"/>	Correct start and end dates are required for partial inventories resulting from ownership changes. If the ownership start date is within the reporting year, the inventory start date must match the ownership start date before you can submit the inventory. Contact LDEQ if you believe the ownership start date is not correct.
End Date:	<input type="text" value="12/31/2007"/>	Correct start and end dates are required for partial inventories resulting from ownership changes. If the ownership end date is within the reporting year, the inventory end date must match the ownership end date before you can submit the inventory. Contact LDEQ if you believe the ownership end date is not correct.
Revision Number:	<input type="text" value="0"/>	
Base Year:	<input type="text" value="None"/>	Select a year to pull forward into the new inventory as a starting point. Select "None" to create a blank inventory. Note - if you select a base year prior to 2005, any Criteria and Toxic inventories for that year will be combined into a single new inventory for the new reporting year. Also be aware that older inventories may require additional work to meet current data validation standards.

Save

Cancel


# INVENTORY TYPES

- ⊙ Criteria – All facilities meeting the requirement to submit in LAC 33:III.919
  - ⊙ All Title V facilities
  - ⊙ All facilities that are permitted to emit above thresholds set in LAC 33:III.918
  - ⊙ Major sources of toxic pollutants
  - ⊙ MSOG permitted facilities in certain parishes
- ⊙ Criteria and Toxics – Any facility that is a major source of toxics (HAPs or TAPs) according to LAC 33:III.5107
  - ⊙ Single HAP or TAP >10 TPY
  - ⊙ Combined HAPs and TAPS >25 TPY

## BASE YEAR

- ⦿ Bring forward from any previous inventory
- ⦿ Only certified inventories can be brought forward
- ⦿ All data is copied into the new RY inventory
- ⦿ Coordinates brought forward will not need to be reviewed by DEQ staff, unless edited.

# FROM START TO FINISH

1. Start New Inventory 
2. Edit Inventory
  - a. On-Screen Entry
  - b. Spreadsheet Upload
3. Review Summary and Run Validations
4. Review Validation Results
5. Submit Inventory
6. Generate and Submit Certification Statement



# EDIT INVENTORY

Emissions Reporting and Inventory Center

ERIC Resources Page 

Account Home

Test AI #1 Production Test (AI# 83609), Acme Building Brands

Current Inventories:

[Start New Inventory](#)

Inventory ID	Reporting Year Revision	Type Date Started	Start Date End Date	Submitted Date Submitted By	Cert Recd Date Cert Recd By	
<a href="#">1332871</a>	2022 0	Criteria and Toxic 12/5/2022	1/1/2022 12/31/2022			<a href="#">Edit</a> <a href="#">Download</a> <a href="#">Delete</a> <a href="#">Summary</a>
<a href="#">1333076</a>	2021 3	Criteria and Toxic 2/15/2023	1/1/2021 12/31/2021			<a href="#">Edit</a> <a href="#">Download</a> <a href="#">Delete</a> <a href="#">Summary</a>
1332861	2021 2	Criteria and Toxic 1/4/2023	1/1/2021 12/31/2021	2/14/2023 Ducote, Maureen		<a href="#">View</a> <a href="#">Download</a> <a href="#">Summary</a>
1332844	2021 1	Criteria and Toxic 4/29/2022	1/1/2021 12/31/2021	12/5/2022 Petersen, Kelly		<a href="#">View</a> <a href="#">Download</a> <a href="#">Summary</a>
1330681	2021 0	Criteria and Toxic 1/28/2022	1/1/2021 12/31/2021	4/29/2022 Petersen, Kelly		<a href="#">View</a> <a href="#">Download</a> <a href="#">Summary</a>

# DATA ENTRY OPTIONS

- ⦿ On-screen entry – enter data directly into web-based application
- ⦿ Spreadsheet upload – upload formatted spreadsheet using Microsoft Excel via downloadable template
  - ⦿ New facilities, create a new inventory and download the blank inventory
  - ⦿ Download the previous year's inventory (can be uploaded into next year after revision)

# DATA ENTRY COMPARISON

## On-Screen Entry

- ⊙ Real time error checking
- ⊙ Good for small inventories or facilities permitted but not build, idle, or permanently shut down
- ⊙ More time consuming to wait for each page to load/reload

## Spreadsheet Upload

- ⊙ Error checking is not done until the spreadsheet is uploaded
- ⊙ Good for large inventories
- ⊙ Less time consuming because rows/IDs can be copied from one tab to another

# Inventory Details - 2017 Inventory (1/1/2017 - 12/31/2017) Revision 0.



Home

Test AI #1 Production Test (AI# 83609), Acme Building Brands, St. Mary Parish  
 TEMPO owner dates: 1/1/1969 - .

[Download Inventory](#) [Upload Inventory](#)

Facility	Contacts	Sources	Processes	Emission Factors	Control Systems	Control Efficiencies	Release Points	Locations	Emissions
----------	----------	---------	-----------	------------------	-----------------	----------------------	----------------	-----------	-----------

Most facility information is no longer entered or edited directly through ERIC. You can enter/edit the Description, Status, and Comments data. The information displayed here is the current information in the DEQ TEMPO system. If the information displayed is not correct, please send a request with the updated information to [facupdate@la.gov](mailto:facupdate@la.gov).

<b>Indicates Required Fields</b>		<input type="button" value="Edit"/>
<b>Facility Name:</b>	Test AI #1 Production Test	Short name of the facility.
<b>Address1:</b>	6448 Steeple Chase Ln	Facility physical address.
Address2:	pppppp	
Address3:		
<b>City:</b>	Centerville	
<b>Parish:</b>	St. Mary	
<b>State:</b>	LA	
<b>Zip Code:</b>	20111	5- or 9-digit zip code.
<b>Facility Description:</b>		Description of the business conducted at the facility (max. 100 characters).
<b>Facility Status:</b>		Enter a status of "active" if the facility was active at any time during the year.
<b>Owner:</b>	Acme Building Brands	Owner of the facility.
<b>Owner Address1:</b>	2821 W Seventh St	Owner mailing address.
Owner Address2:		
Owner Address3:		
<b>Owner City, State, Zip:</b>	Fort Worth, TX, 76107	
<b>Owner Phone:</b>	8173324101	Owner phone number.

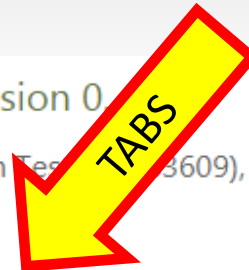
# ON-SCREEN ENTRY

Inventory Details - 2017 Inventory (1/1/2017 - 12/31/2017) Revision 0

[Home](#)

Test AI #1 Production Test (3609), Acme Building Brands, St. Mary Parish  
 TEMPO owner dates: 1/1/1969 - .

[Download Inventory](#) [Upload Inventory](#)



Facility	Contacts	Sources	Processes	Emission Factors	Control Systems	Control Efficiencies	Release Points	Locations	Emissions
----------	----------	---------	-----------	------------------	-----------------	----------------------	----------------	-----------	-----------

Most facility information is no longer entered or edited directly through ERIC. You can enter/edit the Description, Status, and Comments data. The information displayed here is the current information in the DEQ TEMPO system. If the information displayed is not correct, please send a request with the updated information to [facupdate@la.gov](mailto:facupdate@la.gov).

Indicates Required Fields			<input type="button" value="Edit"/>
<b>Facility Name:</b>	Test AI #1 Production Test	Short name of the facility.	
<b>Address1:</b>	6448 Steeple Chase Ln	Facility physical address.	
Address2:	pppppp		
Address3:			
<b>City:</b>	Centerville		
<b>Parish:</b>	St. Mary		

# SPREADSHEET UPLOAD

- Download inventory to get the template or use a previous year spreadsheet

## Emissions Reporting and Inventory Center

Inventory Details - 2017 Inventory (1/1/2017 - 12/

[Home](#)

Test

[Download Inventory](#)

[Upload Inventory](#)

Facility	Contacts	Sources	Processes	Emissi Facto
----------	----------	---------	-----------	-----------------

Most facility information is no longer entered or edited direc



# SPREADSHEET UPLOAD VALIDATIONS

- ⦿ Checks spreadsheet data compatibility with ERIC
- ⦿ Does some QA but does not check data fields required for inventory submittal
- ⦿ All data from spreadsheet overwrites any existing data in the inventory
- ⦿ Failed uploads do not import any data

# FROM START TO FINISH

1. Start New Inventory
2. Edit Inventory 
  - a. On-Screen Entry
  - b. Spreadsheet Upload
3. Review Summary and Run Validations
4. Review Validation Results
5. Submit Inventory
6. Generate and Submit Certification Statement



# SUMMARY SCREEN

- ⦿ Review Summary Information
  - ⦿ Inventory Summary
  - ⦿ Pollutant Details
- ⦿ Run Validation Checks
  - ⦿ Check the box to “*send me and email when the job is finished*” if you want to receive an email confirmation once validation run is complete, or
  - ⦿ Go to the Job Monitor to watch the progress

Test AI #1 Production Test (AI# 83609), Butler, Joe, St. Mary Parish

Current Inventories:

[Start New Inventory](#)

Inventory ID	Reporting Year Revision	Type Date Started	Start Date End Date	Submitted Date Submitted By	Cert Recd Date Cert Recd By	
1300783	2014 0	Criteria and Toxic 1/15/2015	1/1/2014 12/31/2014	1/15/2015 Fleming, Maureen	1/15/2015 Fleming, Maureen	<a href="#">View</a> <a href="#">Download</a> <a href="#">Revise</a> <a href="#">Summary</a>
1300769	2013 0	Criteria and Toxic 12/16/2013	1/1/2013 12/31/2013	1/19/2015 Petersen, Kelly	1/20/2015 Petersen, Kelly	<a href="#">View</a> <a href="#">Download</a> <a href="#">Revise</a> <a href="#">Summary</a>
<a href="#">1300794</a>	2012 0	Criteria and Toxic 1/7/2013	1/1/2012 12/31/2012			<a href="#">Edit</a> <a href="#">Download</a> <a href="#">Delete</a> <a href="#">Summary</a>
1299111	2011 0	Criteria and Toxic 1/11/2012	1/1/2011 12/31/2011	5/9/2014 Petersen, Kelly		<a href="#">View</a> <a href="#">Download</a> <a href="#">Revise</a> <a href="#">Summary</a>
<a href="#">1274844</a>	2010 0	Criteria and Toxic 1/25/2011	1/1/2010 12/31/2010			<a href="#">Edit</a> <a href="#">Download</a> <a href="#">Delete</a> <a href="#">Summary</a>
1291334	2009 0	Criteria and Toxic 1/25/2011	1/1/2009 12/31/2009	1/15/2015 Fleming, Maureen	1/15/2015 Fleming, Maureen	<a href="#">View</a> <a href="#">Download</a> <a href="#">Revise</a> <a href="#">Summary</a>
<a href="#">1298302</a>	2008 0	Criteria and Toxic 11/30/2012	1/1/2008 12/31/2008			<a href="#">Edit</a> <a href="#">Download</a> <a href="#">Delete</a> <a href="#">Summary</a>
<a href="#">1300774</a>	2007 0	Criteria and Toxic 9/23/2014	1/1/2007 12/31/2007			<a href="#">Edit</a> <a href="#">Download</a> <a href="#">Delete</a> <a href="#">Summary</a>

\* To edit inventory type or start/end dates click on the inventory id.

Key:

Uploading	Validating	Editing	Submitted	Revised	Certified
-----------	------------	---------	-----------	---------	-----------

# Inventory Summary - 2012 Inventory (1/1/2012 - 12/31/2012) Revision 2.



Home

Test AI #1 Production Test (AI# 83609), Butler, Joe, West Baton Rouge Parish

Your inventory contains the following:

## Inventory Summary

2 Contacts	189 Sources	171 Processes
209 Emission Factors	193 Release Points	0 Portable Locations
32 Control Systems	127 Control Efficiencies	556 Emissions Records

## Criteria Pollutants

Pollutant	Total Emissions (tons)	Ozone Season Emissions (lb/day)
Ammonia	4.69	25.69802
Carbon monoxide (CO)	58.07	318.188
Nitrogen oxides (NOx)	158.572	868.886
Particulate matter (10 microns or less) (PM10)	24.4113	133.767202
Particulate matter (2.5 microns or less) (PM2.5)	24.4113	133.767202
Sulfur dioxide (SO2)	1.8703	10.247
VOC, Total	318.799356	1686.197814

## HRVOC Pollutants

Scroll Down

Toluene	0.0000	0
Toluene-2, 4-diisocyanate	0.18	0
Trichloroethylene	0.35	0
Xylene (mixed isomers)	71.015	0

Inventory validations have not been run for this inventory. Click the button below to run validations.


Send me an email when the job has finished.

# FROM START TO FINISH

1. Start New Inventory
2. Edit Inventory 
  - a. On-Screen Entry
  - b. Spreadsheet Upload
3. Review Summary and Run Validations
4. Review Validation Results
5. Submit Inventory
6. Generate and Submit Certification Statement

# VALIDATION RESULTS SCREEN

- View Validation Results by clicking the link in the “ERIC Validation Results” email or on the Job Monitor screen



From: [no-reply@business.deq.louisiana.gov](mailto:no-reply@business.deq.louisiana.gov)  
 Date: 01/23/2015 4:20 PM (GMT-06:00)  
 To: [kelly@wonkvi.com](mailto:kelly@wonkvi.com)  
 Subject: ERIC Validation Results

**Your ERIC Validation Job Finished**

AI:	83609: Test AI #1 Production Test
Reporting Year:	2012
Revision #:	0
Result:	Validation complete for AI 83609, RY 2012, Rev 0 173 warnings, 0 errors, 0 unapproved coordinate changes

[Click here to log in to ERIC and view your validation results](#)



this table auto-refreshes every 10 seconds

ID	Job Type / Status	Rep. Year / Rev #	Submitted Date / Submitted By	Progress Messages	
68	Validation Complete	2008 0	1/23/2015 4:14 PM Petersen, Kelly	Validation complete for AI 83609, RY 2008, Rev 0 174 warnings, 1 errors, 0 unapproved coordinate changes	<a href="#">View Validations</a>

# VALIDATIONS

- ⦿ Detailed list of validations can be found in the ERIC User Manual
- ⦿ Basic checks done on each screen (data type, range of values, etc.)
- ⦿ Basic checks also done when spreadsheets are uploaded
- ⦿ You can run validation checks at any time
- ⦿ Printable/Downloadable list of items to address
- ⦿ Required fields are NOT checked until you submit, but data validation is checked upon data entry

# VALIDATION RESULTS DOWNLOAD

- Release Point FTV159: Calculated flow rate (0.00314159) and entered flow rate (0.1000000000000000) differ by more than 5%.
- Release Point FTV164: Calculated flow rate (0.01963495) and entered flow rate (0.2000000000000000) differ by more than 5%.
- Release Point FTV167: Calculated flow rate (0.01963495) and entered flow rate (0.2000000000000000) differ by more than 5%.
- Release Point FTV168: Calculated flow rate (0.01963495) and entered flow rate (0.2000000000000000) differ by more than 5%.
- Release Point FTV170: Calculated flow rate (0.01963495) and entered flow rate (0.2000000000000000) differ by more than 5%.
- Release Point FTV171: Calculated flow rate (0.01963495) and entered flow rate (0.2000000000000000) differ by more than 5%.
- Release Point FTV172: Calculated flow rate (0.01963495) and entered flow rate (0.2000000000000000) differ by more than 5%.
- Release Point FTV173: Calculated flow rate (0.01963495) and entered flow rate (0.2000000000000000) differ by more than 5%.
- Release Point FTV174: Calculated flow rate (0.01963495) and entered flow rate (0.2000000000000000) differ by more than 5%.
- Release Point FTV175: Calculated flow rate (0.01963495) and entered flow rate (0.2000000000000000) differ by more than 5%.
- Release Point FTV178: Calculated flow rate (0.01963495) and entered flow rate (0.2000000000000000) differ by more than 5%.
- Release Point FWA198: Height is desired for area/fugitive sources.
- Release Point GBS222: Calculated flow rate (363.24665057) and entered flow rate (748.00000000000000) differ by more than 5%.
- Release Point GGA220: Height is desired for area/fugitive sources.
- Release Point GGA221: Height is desired for area/fugitive sources.
- Release Point HTV322: Calculated flow rate (0.15393804) and entered flow rate (0.4000000000000000) differ by more than 5%.
- Release Point HTV323: Calculated flow rate (0.07853982) and entered flow rate (0.2000000000000000) differ by more than 5%.
- Release Point HTV324: Calculated flow rate (0.07853982) and entered flow rate (0.2000000000000000) differ by more than 5%.
- Release Point HTV325: Calculated flow rate (0.07853982) and entered flow rate (0.2000000000000000) differ by more than 5%.
- Release Point HTV326: Calculated flow rate (0.07853982) and entered flow rate (0.2000000000000000) differ by more than 5%.
- Release Point HTV327: Calculated flow rate (0.07853982) and entered flow rate (0.2000000000000000) differ by more than 5%.
- Release Point HTV328: Calculated flow rate (0.07853982) and entered flow rate (0.2000000000000000) differ by more than 5%.
- Release Point HTV329: Calculated flow rate (0.07853982) and entered flow rate (0.2000000000000000) differ by more than 5%.
- Release Point HTV335: Calculated flow rate (0.15393804) and entered flow rate (0.4000000000000000) differ by more than 5%.
- Release Point HTV336: Calculated flow rate (0.15393804) and entered flow rate (0.4000000000000000) differ by more than 5%.

[Download these validation messages in Excel format](#)

Submit Inventory

# FROM START TO FINISH

1. Start New Inventory
2. Edit Inventory 
  - a. On-Screen Entry
  - b. Spreadsheet Upload
3. Review Summary and Run Validations
4. Review Validation Results
5. Submit Inventory
6. Generate and Submit Certification Statement



# SUBMIT INVENTORY SCREEN

- Submit Inventory

[Download these validation messages in Excel format](#)

Submit Inventory

- Confirm and Submit Inventory

Check the box to “*send submittal acknowledgement email*” if you want to receive an email confirmation once LDEQ has process the inventory

<b>Address1:</b>	2821 W Seventh St
Address2:	
Address3:	
<b>City, State, Zip:</b>	Fort Worth, Texas 76107

Confirm and Submit Inventory      Cancel

Send submittal acknowledgement email

# FROM START TO FINISH

1. Start New Inventory
2. Edit Inventory 
  - a. On-Screen Entry
  - b. Spreadsheet Upload
3. Review Summary and Run Validations
4. Review Validation Results
5. Submit Inventory
6. Generate and Submit Certification Statement





# SUBMITTAL COMPLETE SCREEN

## ⦿ Generate Certification Statement

Submittal Complete - 2012 Inventory (1/1/2012 - 12/31/2012) Revision 0, Submitted 1/23/2015.

[Home](#)

Test AI #1 Production Test (AI# 83609), Butler, Joe, St. Mary Parish

Thank you for your submittal. Please use the link below to generate your certification statement. This document must be signed by the designated Responsible Official and the original sent to LDEQ.

Note - if any contact information is missing or incorrect on the generated certification statement, the inventory must be revised to reflect the correct information. For facility contact and address changes, email [facupdate@la.gov](mailto:facupdate@la.gov) for the information to be corrected and available for the revised inventory.

[Generate Certification Statement](#)

# CERTIFICATION STATEMENT

- ⦿ If any information is incorrect, you must revise the inventory in ERIC
- ⦿ Only need to send in one original
  - ⦿ No need for cover letter
  - ⦿ Check to make sure the Inventory IDs are the same on page 1 and page 2
  - ⦿ Please no staples
- ⦿ Unless specifically directed, do not need to send us the calculations

# CERTIFICATION STATEMENT

- ⦿ Submit Certification Statement
  - ⦿ LDEQ Addresses are printed on top of the form
  - ⦿ Must be Post Marked no later than April 30<sup>th</sup>



## Criteria & Toxic Air Pollutant Emissions Certification Statement for **2021**

Louisiana Department of Environmental Quality  
Emissions Inventory

For Postal Mail:  
P.O. Box 4314  
Baton Rouge, LA 70821-4314

For Delivery **ONLY**:  
602 North Fifth Street  
Baton Rouge, LA 70802

Reporting Criteria and Toxic Inventory for the period of 1/1/2021 to 12/31/2021

Online Submittal Date for data in ERIC 2/14/2023, Inventory ID 1332861, Rev. 2

*Official Use - Date Stamp*

# FROM START TO FINISH

1. Start New Inventory
2. Edit Inventory 
  - a. On-Screen Entry
  - b. Spreadsheet Upload
3. Review Summary
4. Run Validations
5. Submit Inventory
6. Generate and Submit Certification Statement





# CERTIFICATION STATEMENT DELIVERY

- ⦿ Must be an original, wet ink signature signed by a Responsible Official per LAC 33:III.502
  - ⦿ LDEQ can not accept copies, faxed, or stamped signatures
  - ⦿ We must be able to verify that the signature is an original, wet ink signature by the Responsible Official
- ⦿ Postmark or ship date determines compliance with the reporting deadline
  - ⦿ Postmark needs to be prominent
  - ⦿ Certified mail or tracking can be used as proof of timely submittal
- ⦿ If hand-delivering, the certification statement must be stamped on or before April 30 with the stamp at the drop off box
- ⦿ If the certification statement comes to us without a date, we will use the date it is received by the Department
- ⦿ LDEQ will not accept alternate versions of the certification statement



# CERTIFICATION STATEMENTS LOST IN THE MAIL

- ⦿ If a certification statement is sent via certified mail or other tracked method that verifies receipt by the Department
  - ⦿ The facility can provide the Department a photocopy of the mailed document. The photocopy of the certification statement, email correspondence, and tracking documentation will be sent to EDMS. The postmark date from the tracking documentation will be used for compliance purposes.
  - ⦿ If the facility doesn't have a photocopy of what was mailed, a new signed certification statement must be provided. Typically, the earliest postmark date will be used for compliance purposes.
- ⦿ Certification statements without tracking must be resubmitted and the certification receipt date of the received CS will be used for compliance.





# INVALID CERTIFICATION STATEMENTS

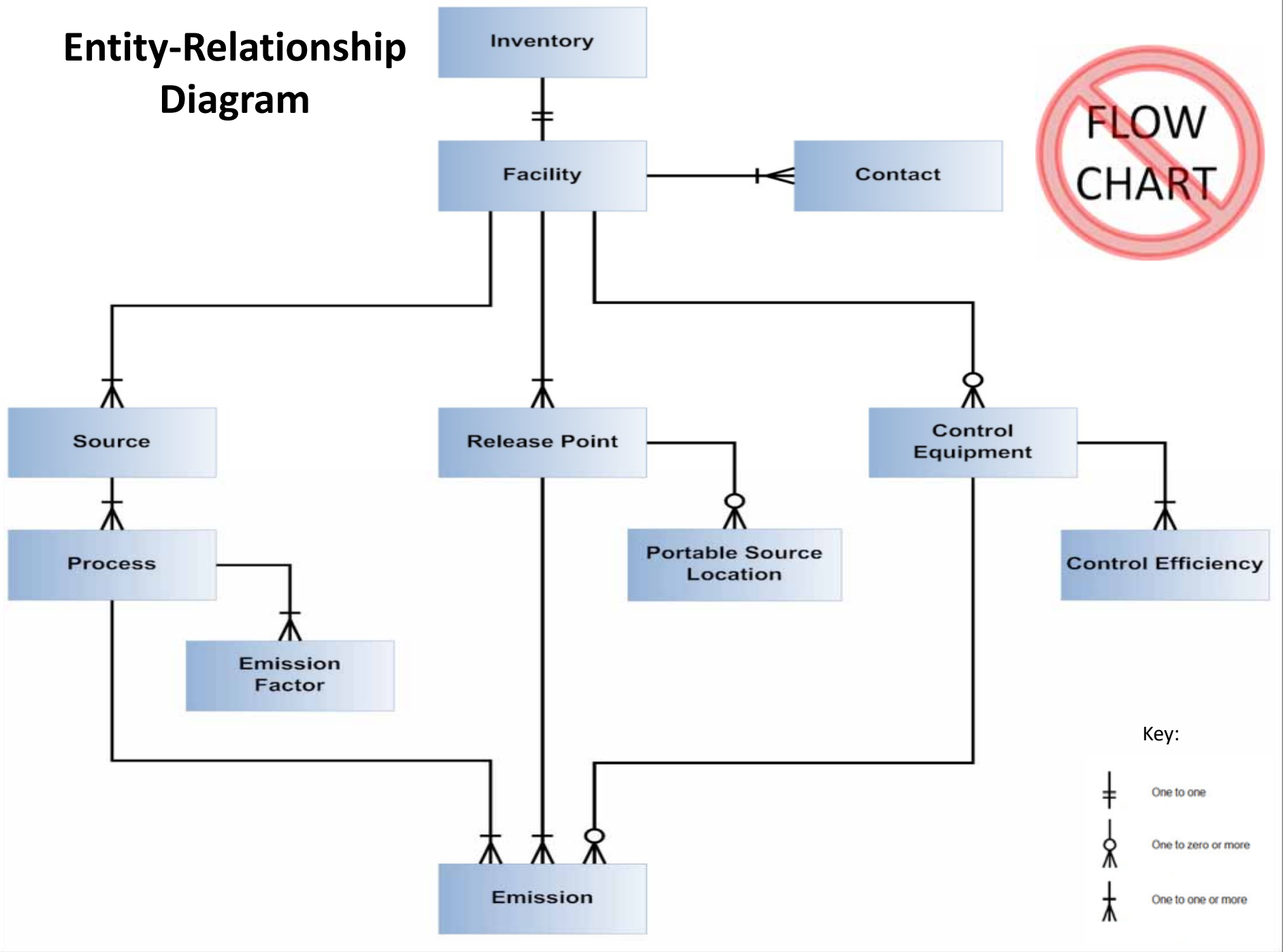
- ⊙ As a courtesy, we email the user that submitted the inventory notifying them of the invalid submittal and request an original wet-ink signed document be mailed as soon as possible.
- ⊙ This courtesy email provides facilities with an opportunity to submit a valid certification statement. In most cases, the earliest postmark date will be used for compliance purposes.
- ⊙ The earliest postmark date cannot be used once the facility has been referred to Enforcement so expedient action is encouraged.
- ⊙ Examples of invalid certification statements:

Photocopy   E-signature   Unsigned   Stamped signature   Typed signature



# ERIC DATA ELEMENT TERMINOLOGY AND HIERARCHY

# Entity-Relationship Diagram



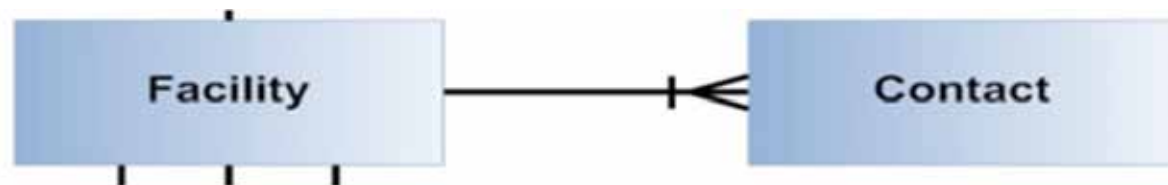
# INVENTORY

- ◎ Inventory – Identifier for each specific inventory
- ◎ Exactly one record
- ◎ Identifies the reporting period and type of report



# FACILITY AND CONTACTS

- ① Facility – Location at which business is conducted – Agency Interest (AI). ERIC reporting is done by the AI
- ① Contacts – EI Contact and EI Billing Party are required and must be established through [facupdate@la.gov](mailto:facupdate@la.gov)



\* *Contacts tab on spreadsheet does not include contacts listed in TEMPO*

# FACILITY AND CONTACTS (CONT.)

- ① Facility – Exactly one record

- ① Includes identifying information for the facility

- ① Contact – At least two records

- ① El Facility Contact and

- ① El Billing Party

- ① El Consultant, *optional, listed on contacts tab*

Email [facupdate@la.gov](mailto:facupdate@la.gov) or use the form on the website to create or update these contacts.

# SOURCE

- ◎ Source – Equipment or unit that generates emissions. This is the operating equipment, not the control equipment or the stack/vent

*Note that piping components, valves, flanges, PRVs, etc. should not be included as individual sources in the inventory*

- ◎ 1 or more records
- ◎ One for each source at the facility





# FACILITY-GENERATED IDs

- ⦿ Up to 6 alpha-numeric characters
- ⦿ For Source, Process, Control System, and Release Point, and Portable Source Location
- ⦿ Must be unique for each ID type
- ⦿ **Must remain the same** for each item over time
- ⦿ For changes in ownership, new owners should request the previous owner's most recent inventory to keep IDs consistent



# GROUPING SIMILAR SOURCES

- ⊙ May group similar sources/process if, in aggregate, emissions (potential & actual) are
  - < 5 tons Criteria Pollutants
  - < Minimum Emission Rate for Toxic Air Pollutants
- ⊙ Create an emissions path for the group
  - ⊙ Source, process, release point



# GENERAL CONDITION XVII EMISSIONS

- ⊙ May aggregate GC XVII
  - ⊙ By Permit (not facility-wide)
  - ⊙ Do not combine with Insignificant Activities or Fugitives
- ⊙ Report as source type of GC XVII Emissions
- ⊙ Report as release point type of Area with dimensions of area where activity occurs
- ⊙ Does not require a process record

# INSIGNIFICANT ACTIVITIES

- ⦿ May aggregate Insignificant Activities
  - ⦿ By Permit (not facility-wide)
  - ⦿ Do not combine with GC XVII or Fugitives
- ⦿ Report as source type of Insignificant Activities
- ⦿ Report as release point type of Area with dimensions of area where activity occurs
- ⦿ Does not require a process record
- ⦿ Report Insignificant Activity Lists A and D
- ⦿ Do not report Insignificant Activity Lists B or C

# FUGITIVES

- ⊙ May aggregate Fugitives
  - ⊙ By Permit (not facility-wide)
  - ⊙ Do not combine with insignificant activities or GC XVII
- ⊙ Report as source type of Fugitive Emissions
- ⊙ Report as release point type of Fugitive with dimensions of area where activity occurs
- ⊙ Does not require a process record

# PROCESS AND EMISSION FACTOR

- ◎ Process – Description of the operational mode and material throughput of a source generating emissions;

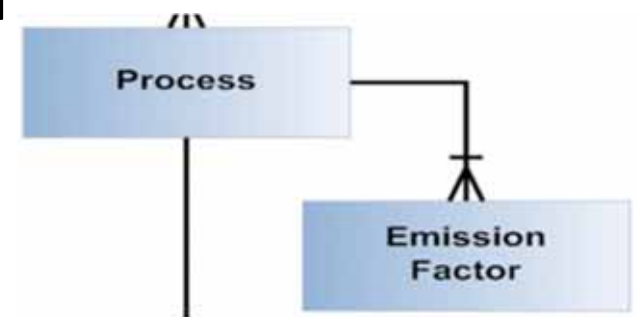
- ◎ *Includes an SCC and material throughput*

- ◎ *An emission factor, if used, is related to a Process*

- ◎ *Insignificant Activities, GC XVII, & Fugitive sources do not require a Process*



- ◎ Emission Factor – Report only if Estimation Method using “Emission Factor” is selected on the Emissions Record



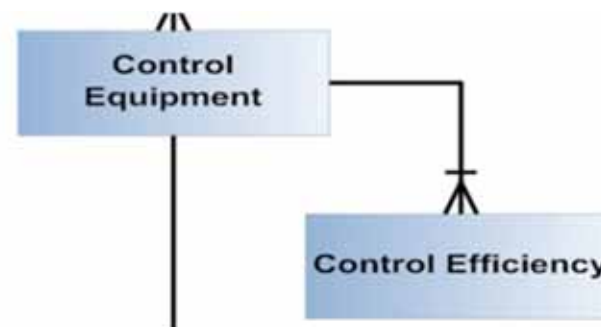
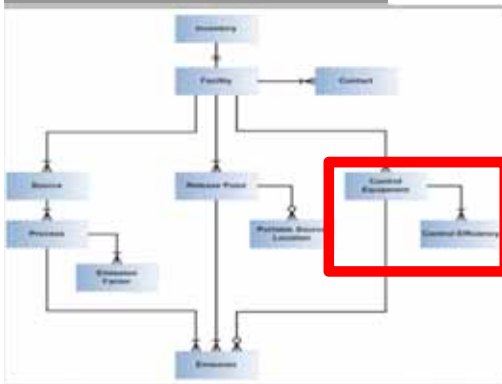


# PROCESS AND EMISSION FACTOR (CONT.)

- ◎ Process – 1 or more records per source
  - ◎ One for each mode that the source operated in during the reporting period
  
- ◎ Emission Factor – 0 or more records for each Process
  - ◎ One for each pollutant for which an emission factor is used to estimate emissions

# CONTROL EQUIPMENT AND CONTROL EFFICIENCY

- ◎ Control Equipment – Equipment through which emissions are routed for control
  - ◎ *e.g., flare, scrubber, thermal oxidizer*
  - ◎ *Report a control system if you used an associated control efficiency in your emissions calculation*
- ◎ Control Efficiency – Required for each control system reported

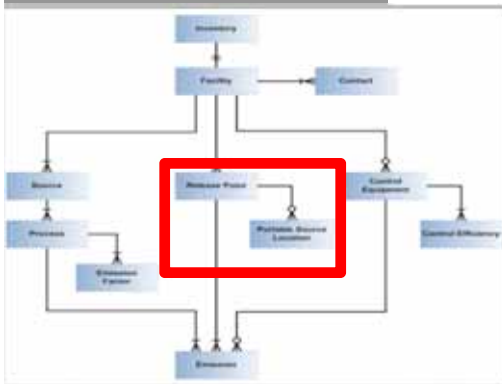


# CONTROL EQUIPMENT AND CONTROL EFFICIENCY (CONT.)

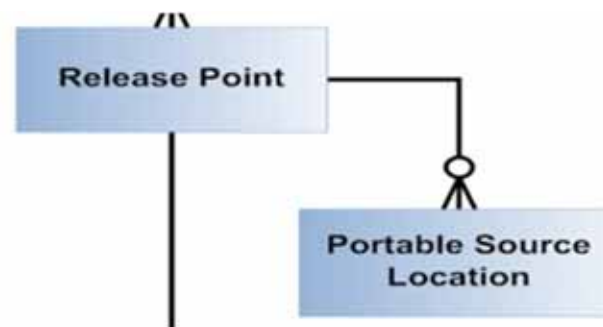
- ◎ Control Equipment – 0 or more records
  - ◎ Not tied to a specific source
  - ◎ Associated with a source on the emissions record
  - ◎ May be included in one or more emissions paths
- ◎ Control Efficiency – 1 or more records for each Control System record
  - ◎ Specified for each pollutant controlled



# RELEASE POINT AND PORTABLE SOURCE LOCATION



- ⊙ Release Point – Physical location where pollutants are released to the atmosphere
  - ⊙ *UTM or lat/long coordinates*
  - ⊙ *Stack or area source dimensions*
  
- ⊙ Portable Source Location – Only used to indicate alternate locations at which a portable facility operated and permitted under LAC 33:III.513
  - ⊙ *Typically have permit numbers beginning with 7777*
  - ⊙ *Not such items as rental generators that are brought onsite and moved around to different locations in the plant*
  - ⊙ *e.g., portable concrete batch plant that can be moved around the state*



# RELEASE POINT AND PORTABLE SOURCE LOCATION (CONT.)

- ⊙ Release Point – 1 or more records
  - ⊙ Not tied to a specific source
  - ⊙ Associated with a source on the emissions record
- ⊙ Portable Source Location – 0 or more records for each release point record
  - ⊙ Only used to indicate alternate locations at which a portable facility operated
  - ⊙ Permitted under LAC 33:III.513
  - ⊙ Not to be used for portable sources at a major source such as diesel generators



# COORDINATES

- ① Fugitives, General Condition XVII, and Insignificant Activities should only have one release point ID if the area is the same
- ① Guidance for using online sources for coordinates is available on the ERIC Website under *Helpful Links and Guidance Documents*

[Using Online Sources to Determine Coordinates](#)

# EMISSIONS

◎ Emissions – each emissions record identifies and links the amount emitted to the emission's path

- ◎ Emissions path
  - Source, process, control equipment, and release point
- ◎ Pollutant
- ◎ Emissions type
- ◎ Estimation method
- ◎ Tons or pounds emitted



# EMISSIONS (CONT.)

- ① Emissions Path – Combination of a source, a process, and a release point; may also include a control system
- ① Emissions Type – routine, variance, authorized non-routine, startup/shutdown, or unauthorized
- ① Emission Estimation Methodology – Method to calculate emissions for each pollutant emitted by a particular process

*CEMS, stack test data, emission factor, engineering judgment*

# EMISSION TYPES

- ⊙ Routine – Emissions emitted under normal operating conditions. Not restricted to permit limited emissions; e.g., fugitive and area source emissions. Also includes emissions from regulatory permitted activities
- ⊙ Variance – Emissions emitted through the operations approved by a variance
- ⊙ Authorized Non-routine – Emissions allowed by rule, statute, variance, or order that are not routine
- ⊙ Startup/Shutdown – Emissions emitted during startup/shutdown of the emissions path
- ⊙ Unauthorized Discharge – All other emissions that are not routine, variance, authorized non-routine, or startup/shutdown

# EMERGENCY ENGINE REPORTING

- ⦿ Guidance on how to report emergency engine emissions
  - ⦿ **Maintenance Use** -  $\leq 100$  hours of permitted non-emergency emissions should be reported as **Routine**
  - ⦿ **Emergency Use** - All use of engines during emergency conditions should be reported as **Authorized Non-routine**
  - ⦿ **Unauthorized Non-Emergency Use** -  $>100$  hours of non-emergency use of engines, without a variance, should be reported as **Unauthorized**

# DATA QUALITY

- ⦿ The data should be in a state that you are willing to certify at the time of submission
  - ⦿ Certification statement holds you criminally liable for information in the inventory
- ⦿ LAC 33:III.919.G requires emissions to be reported using CEMS data or approved stack testing data.
  - ⦿ Only in the absence of CEMS or stack test data are you allowed to use emissions factors
  - ⦿ Emission factors must be those as of December 31 of the reporting year
  - ⦿ Used for the entire reporting year
  - ⦿ Do not use the same calculation methods in your permit unless they meet LAC 33:III.919.G



# MINIMUM REPORTING REQUIREMENTS

- ⦿ **Minimum Reporting Requirements** (emissions path/source)

- ⦿ Criteria pollutants emitted in a quantity less than .005 tons per year (TPY) do not need to be reported.
- ⦿ Toxic pollutants in quantities less than .0005 tons or 1 lb do not need to be reported.

\*Exceptions to this rule are chlorinated dibenzofurans and chlorinated dibenzo-p-dioxins

- ⦿ **Decimal Places** - The annual emission rate in tons per year (TPY) should generally be listed to two (2) decimal places, with the following exceptions:

1. All other TAPs that have an MER of 50 lbs/year or less must be rounded to three decimal places
2. Chlorinated dibenzofurans and chlorinated dibenzo-p-dioxins must be rounded to six (6) decimal places

# HRVOC AND OZONE REQUIREMENTS

- ⊙ In addition to criteria pollutants, facilities located in the following parishes are also required to submit HRVOC data for ethylene and propylene (LAC 33:III.919.F.1.a.i)

Ascension • East Baton Rouge • Iberville • Livingston • St. Charles  
• St. John the Baptist • St. James • West Baton Rouge

- ⊙ LAC 33:III.919.F.1.a.iii has additional requirements for facilities in ozone nonattainment areas:
  - ⊙ Ozone season average daily emissions of CO, NO<sub>x</sub>, VOC, ethylene, & propylene
  - ⊙ Average ozone season throughput
  - ⊙ Ozone season average heat content
  - ⊙ Ozone season estimation method for CO, NO<sub>x</sub>, VOC, ethylene, & propylene

# AMMONIA AND LEAD

- ⊙ Ammonia and Lead are categorized as both Criteria and Toxic pollutants
- ⊙ Listed in the Toxics category of the ERIC pollutant dropdown
- ⊙ Should only be reported once
- ⊙ Must be reported in pounds

# CHROMIUM

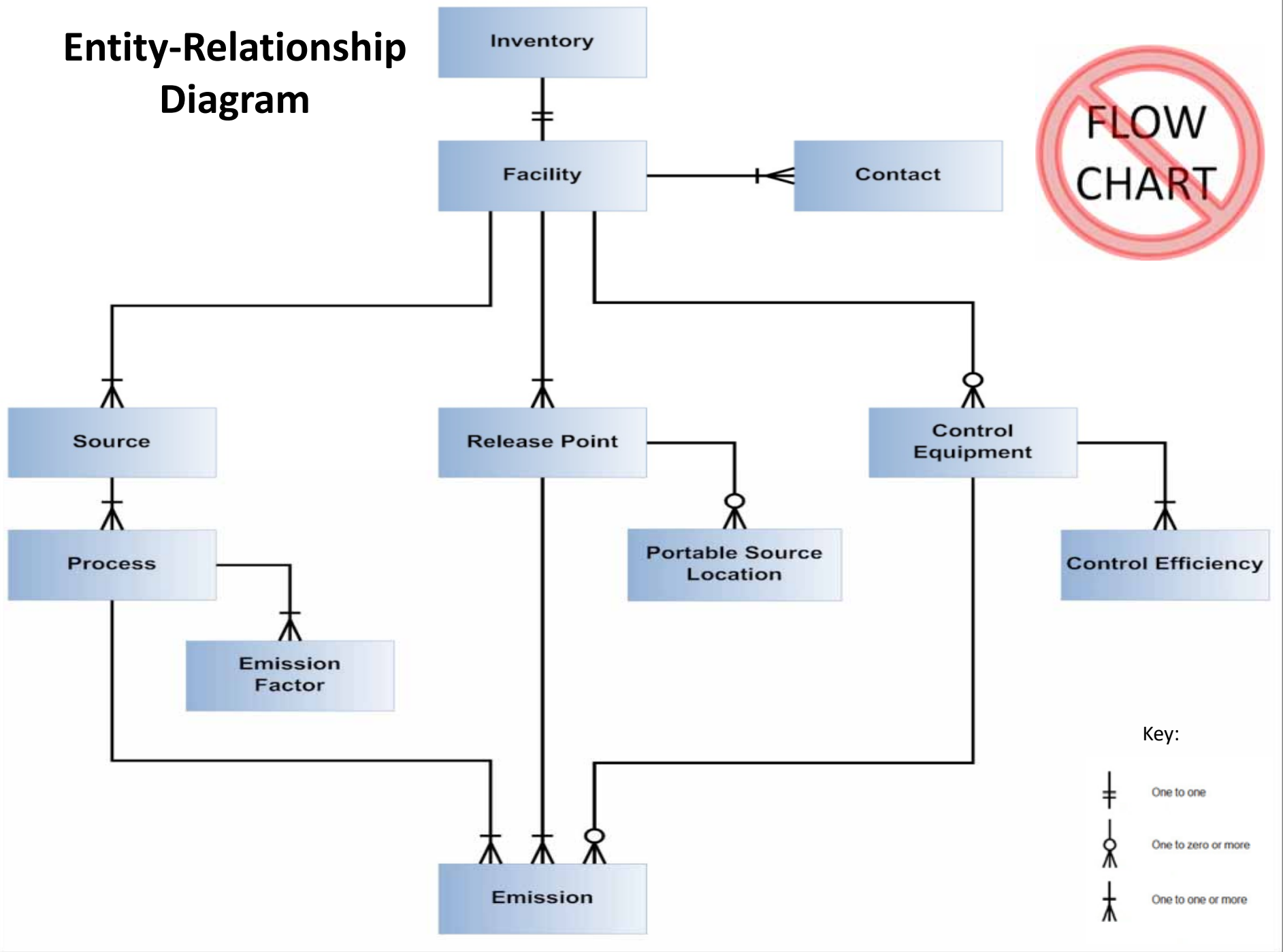
## Chromium VI vs. Chromium, Total

- ⦿ Report only “Chromium VI”, when available
- ⦿ Report “Chromium, Total” when Chromium VI is unavailable
- ⦿ Only billed for one, not both

# PM EMISSIONS

- ⦿ All PM emissions reported to ERIC must include the Primary (filterable + condensable) PM.
  - ⦿ This is in line with the PSD and NNSR regulations:  
*PM2.5 emissions and PM10 emissions shall include the gaseous emissions from a source or activity which condense to form particulate matter at ambient temperatures. On or after January 1, 2011, such condensable particulate matter shall be accounted for in applicability determinations and in establishing emissions limitations for PM2.5 and PM10 in NNSR permits.*
  - ⦿ Particulate matter - Primary (10 microns or less) (PM10)
  - ⦿ Particulate matter - Primary (2.5 microns or less) (PM2.5)
- ⦿ Where data is available, i.e. stack testing & CMS data, PM Condensable and PM Filterable should ALSO be reported.
  - ⦿ Particulate matter – Filterable (10 microns or less) (PM10)
  - ⦿ Particulate matter – Filterable (2.5 microns or less) (PM2.5)
  - ⦿ Particulate matter – Condensable

# Entity-Relationship Diagram





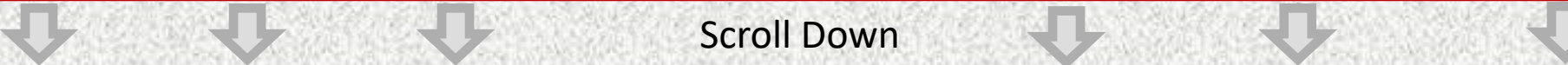
# ERIC DATA AND PUBLIC REPORTS

Account Home

Test AI #1 Production Test (AI# 83609), Butler, Joe, St. Mary Parish

**Current Inventories:**







[Start New Inventory](#)

Inventory ID	Reporting Year Revision	Type Date Started	Start Date End Date	Submitted Date Submitted By	Cert Recd Date Cert Recd By	
1300783	2014 0	Criteria and Toxic 1/15/2015	1/1/2014 12/31/2014	1/15/2015 Fleming, Maureen	1/15/2015 Fleming, Maureen	<a href="#">View</a> <a href="#">Download</a> <a href="#">Revise</a> <a href="#">Summary</a>
1300769	2013 0	Criteria and Toxic 12/16/2013	1/1/2013 12/31/2013	1/19/2015 Petersen, Kelly	1/20/2015 Petersen, Kelly	<a href="#">View</a> <a href="#">Download</a> <a href="#">Revise</a> <a href="#">Summary</a>
<a href="#">1300794</a>	2012 0	Criteria and Toxic 1/7/2013	1/1/2012 12/31/2012			<a href="#">Edit</a> <a href="#">Download</a> <a href="#">Delete</a> <a href="#">Summary</a>
1299111	2011 0	Criteria and Toxic 1/11/2012	1/1/2011 12/31/2011	5/9/2014 Petersen, Kelly		<a href="#">View</a> <a href="#">Download</a> <a href="#">Revise</a> <a href="#">Summary</a>
						
	0	11/30/2012	12/31/2008			
<a href="#">1300774</a>	2007 0	Criteria and Toxic 9/23/2014	1/1/2007 12/31/2007			<a href="#">Edit</a> <a href="#">Download</a> <a href="#">Delete</a> <a href="#">Summary</a>

\* To edit inventory type or start/end dates click on the inventory id.

Key:

Uploading	Validating	Editing	Submitted	Revised	Certified
-----------	------------	---------	-----------	---------	-----------

-  [Request access to a Facility \(EI submitters, responsible officials, or designated consultants only\)](#)
-  [Manage email notification preferences](#)
-  [Job Monitor](#)
-  [User Administration](#)
-  [Public Reports](#)
-  [Show Help Topics](#)

Change Account:



## Emissions Inventory Reports



Radius Search

*Extract actual or permitted emissions for release points located using a center point and radius.*

Emissions by Parish

*Extract actual emissions summarized by parish.*

[Prepared Data Files](#)

*Download prepared Emissions Inventory Data Set files.*

# PUBLIC REPORTS

- ⦿ Do not need a portal account nor an ERIC account to access the Public Reports page
- ⦿ <https://business.deq.louisiana.gov/Eric/EricReports>
- ⦿ Three options:
  - ⦿ **Radius Search** – Actual Emissions and Permitted Emissions
  - ⦿ **Emissions by Parish** – Sum of emissions by parish for the year and pollutant selected
  - ⦿ **Prior year data sets** – Emissions for each facility by year and pollutant

# RADIUS SEARCH

- ◎ Actual emissions radius search:
  - ◎ Certified emissions data from ERIC
  - ◎ Last 5 years plus baseline data
  - ◎ If you need a year not on the dropdown, submit a public records request:  
<https://edms.deq.louisiana.gov/edmsv2/create-my-request>
- ◎ Permitted emissions radius search:
  - ◎ Permitting data from TEMPO
  - ◎ Current operating permits only (not pending permit applications)



# PRIOR YEAR DATA SETS

## Emissions Inventory Public Data Sets

---

### LDEQ Point Source Emissions Inventory

#### USER DEFINED ERIC REPORTS

\*\*Before using the data from the radius report read the [Limitations of the Actual and Permitted Emissions Reports](#) document.

### ERIC Annual Certified Emissions

The linked spreadsheet below contains both criteria and toxic emissions, arranged by facility and pollutant, for the years 1991 to present. The data set is updated quarterly to reflect revisions of inventory data by facilities and only includes the most recent certified inventory data.

The data is made available to the public for easy accessibility. More detailed information is also available upon request by using a [public records request](#). Information on Public Records can be found at the [DEQ Public Records](#) site.

[Annual Certified Emissions Data 1991-2015 \(Updated 6/16/2022\)](#)

[Annual Certified Emissions Data 2016-present \(Updated 6/16/2022\)](#)



# OTHER HELPFUL AND IMPORTANT INFORMATION



# HELP TOPICS

## Current Inventories:

[Start New Inventory](#)

Inventory ID	Reporting Year Revision	Type Date Started	Start Date End Date	Submitted Date Submitted By	Cert Recd Date Cert Recd By	
1300783	2014 0	Criteria and Toxic 1/15/2015	1/1/2014 12/31/2014	1/15/2015 Fleming, Maureen	1/15/2015 Fleming, Maureen	<a href="#">View</a> <a href="#">Download</a> <a href="#">Revise</a> <a href="#">Summary</a>
1300769	2013 0	Criteria and Toxic 12/16/2013	1/1/2013 12/31/2013	1/19/2015 Petersen, Kelly	1/20/2015 Petersen, Kelly	<a href="#">View</a> <a href="#">Download</a> <a href="#">Revise</a> <a href="#">Summary</a>
<a href="#">1300794</a>	2012 0	Criteria and Toxic 1/7/2013	1/1/2012 12/31/2012			<a href="#">Edit</a> <a href="#">Download</a> <a href="#">Delete</a> <a href="#">Summary</a>
1299111	2011 0	Criteria and Toxic 1/11/2012	1/1/2011 12/31/2011	5/9/2014 Petersen, Kelly		<a href="#">View</a> <a href="#">Download</a> <a href="#">Revise</a> <a href="#">Summary</a>

Scroll Down

	0	11/30/2012	12/31/2008			
<a href="#">1300774</a>	2007 0	Criteria and Toxic 9/23/2014	1/1/2007 12/31/2007			<a href="#">Edit</a> <a href="#">Download</a> <a href="#">Delete</a> <a href="#">Summary</a>

\* To edit inventory type or start/end dates click on the inventory id.

Key:

Uploading	Validating	Editing	Submitted	Revised	Certified
-----------	------------	---------	-----------	---------	-----------

Request access to a Facility (EI submitters, responsible officials, or designated consultants only)

Manage email notification preferences

Job Monitor

User Administration

Public Reports

Show Help Topics

Change Account:

Choose One...

ERIC Version 10.1.0

Expanded list



## Hide Help Topics

- ERIC User Manual
- EPA National Emissions Inventory Input Format
- Current AP-42 Emission Factors Online
- AP-42 Emission Factors Lookup Utility (FIRE)



# HELP TOPICS (CONT.)

- ◎ [ERIC User Manual](#)
- ◎ [EPA National Emissions Inventory Input Format](#)
- ◎ [Current AP-42 Emission Factors Online](#)
- ◎ [AP-42 Emission Factors Lookup Utility \(FIRE\)](#)

CHIEF – Clearinghouse for Inventories and Emissions Factors

# EMISSION FACTOR CHANGES

- ⦿ If Emission Factor changes increase emissions above permit limit
  - ⦿ Submit permit modification
  - ⦿ Contact enforcement to ensure a compliance reconciliation is done
- ⦿ For more information, contact enforcement:
  - ⦿ Your usual enforcement contact, or
  - ⦿ Eura DeHart      225-219-3749



# NAICS/SCC UPDATES

- ⊙ Review your NAICS and SCC
  - ⊙ The full, current EPA SCC table is provided with instructions on how to identify the correct SCC for your process on the LDEQ Homepage as [EPA Source Classification Codes \(SCC\)](#)
  - ⊙ NAICS and SCC have been updated in ERIC to match acceptable EPA codes
- ⊙ EPA has started comparing ERIC descriptions for sources and processes against SCC to identify facilities for further investigation
  - ⊙ Refineries that don't show **any** tank SCC
  - ⊙ Sources described as one thing with an SCC for another, e.g. a source description of internal floating roof tank, but the SCC for a Pipeline Vent
- ⊙ EPA uses SCC to determine rule applicability impacts (among other things)

- ⊙ CAPs are a function of permits and should not be represented in the inventory as a CAP
  - ⊙ All the equipment in the CAP should be reported individually as sources, processes, release points, and/or control systems
  - ⊙ Do not represent CAPs as area sources or release points
- ⊙ Rule of thumb – how you calculate your data is how you should represent it in the inventory

# ATTAINMENT REDESIGNATIONS

- ⦿ If your AI is in an area that was nonattainment and EPA designates as Attainment, the AI shall continue to be subject to reporting until otherwise directed (LAC 33:III.919.C)
- ⦿ If your AI is in an area that changes from attainment to nonattainment following designation by EPA, you will be required to report after the first full year of designation (LAC 33:III.919.F.1.d.i & ii)
  - ⦿ For example, St. Bernard Parish was designated nonattainment for the 2010 primary 1-hour sulfur dioxide (SO<sub>2</sub>) National Ambient Air Quality Standard (NAAQS) of 75 parts per billion (ppb) on October 4, 2013. Facilities in St. Bernard Parish and its adjoining parishes were not required to report until 2015 when they reported their 2014 emissions

# PORTABLE SOURCES

- ⦿ If a portable source operates in a nonattainment or adjoining parish at **any time during the reporting year** and meets the applicability of LAC 33:III.919.A.1.a, then they must submit a criteria EI (LAC 33:III.919.A.1.e)
  - ⦿ Refers to portable sources with permits issued in accordance with LAC 33:III.513, permit number usually begins with 7777
  - ⦿ Does not apply to portable equipment located at a stationary source
- ⦿ If a portable source must report to EI, then they must report for the entire period of ownership during the reporting year (LAC 33:III.919.F.1.d.iii)

# ADDITIONAL INFORMATION

- ⦿ The EI must include all emissions from the facility (LAC 33:III.919.F.1.b)
  - ⦿ The only emissions that are exempt are Insignificant Activities on Lists B & C in LAC 33:III.501.B.5
  - ⦿ There are no facility classes or categories exempt from EI reporting (LAC 33:III.919.D.2)
- ⦿ Special Inventories – LAC 33:III.919.F.3
- ⦿ Calculations (CEMS vs. AP-42)– LAC 33:III.919.G
- ⦿ Fees – LAC 33:III.919.I



# ERIC USER MANUAL & IMPROVEMENTS

- ⊙ User Manual is kept up to date and is comprehensive
- ⊙ Let us know if you can't find something or if something is incorrect
- ⊙ We keep a running list of bugs and suggested improvements throughout the reporting period
- ⊙ Email comments and additional suggestions to [ERIC@la.gov](mailto:ERIC@la.gov)