

Whiskey Chitto Creek (Subsegment 030501), Louisiana,  
Final TMDL for Fecal Coliform

Prepared for:

Louisiana Department of Environmental Quality, Water Quality Assessment Division,  
Total Maximum Daily Load Program

Prepared by:



Tetra Tech, Inc.  
10306 Eaton Place, Suite 340  
Fairfax, VA 22030

October 2010

## CONTENTS

EXECUTIVE SUMMARY .....	iii
1. Introduction.....	1
2. Study Area Description.....	3
2.1 Calcasieu River Basin—Whiskey Chitto Creek.....	3
2.2 Water Quality Data .....	5
2.3 Water Quality Standards and Criteria .....	6
2.4 Flow .....	6
2.5 Identification of Sources .....	6
3. TMDL Load Calculations .....	7
3.1 Load Duration Curve Approach.....	7
3.2 TMDL .....	9
3.3 Wasteload Allocation (WLA) .....	9
3.4 Load Allocation (LA).....	10
3.5 Margin of Safety (MOS).....	10
3.6 Seasonal Variability and Critical Condition.....	10
4. Monitoring Plan .....	11
5. Public Participation.....	11
6. References.....	12
Appendix A. Fecal Coliform Bacteria Monitoring Data.....	13
Appendix B. Load Duration Curve Plots .....	15
Appendix C. Load Duration Curve Calculations .....	17

## Tables

Table ES-1. Summary of fecal coliform bacteria TMDL for Whiskey Chitto Creek.....	iii
Table 2-1. Subsegment 030501 land use (NLCD 2001).....	5
Table 2-2. USGS flow gage information .....	6
Table 2-3. Summary of LPDES permits in subsegment 030501 .....	7
Table 3-1. Summary of fecal coliform bacteria TMDL for Whiskey Chitto Creek .....	9
Table 3-2. WLA summary for subsegment 030501.....	10
Table A-1. Fecal coliform bacteria data.....	13
Table A-2. Fecal coliform summary statistics for station 3593 .....	14
Table C-1. Summary of summer reductions .....	17
Table C-2. Load duration curve summer statistics .....	17
Table C-3. Flow duration curve summer values .....	18
Table C-4. Summary of winter reductions.....	143
Table C-5. Load duration curve winter statistics .....	143
Table C-6. Flow duration curve winter values.....	144

## Figures

Figure 1-1. Whiskey Chitto Creek (subsegment 030501) location and monitoring. ....	2
Figure 2-1. Land use in Whiskey Chitto Creek (subsegment 030501).....	4
Figure 2-2. Fecal coliform data for station 3593. ....	5
Figure 3-1. Summer flow duration curve for gage 08014500.....	8
Figure B-1. Summer flow duration curve for gage 08014500.....	15
Figure B-2. Summer load duration curve.....	15
Figure B-3. Winter flow duration curve for gage 08014500. ....	16
Figure B-4. Winter load duration curve. ....	16

## EXECUTIVE SUMMARY

Section 303(d) of the Clean Water Act and the U.S. Environmental Protection Agency’s Water Quality Planning and Management Regulations (Title 40 of the *Code of Federal Regulations* Part 130) require states to identify waterbodies that are not meeting water quality standards and to develop total maximum daily loads (TMDLs) of pollutants for those waterbodies. A TMDL establishes the amount of a pollutant that a waterbody can assimilate without exceeding its water quality standard for that pollutant. TMDLs provide the scientific basis for a state to establish water quality-based controls to reduce pollution from both point and nonpoint sources in order to restore and maintain the quality of the state’s water resources (USEPA 1991).

A TMDL for a given pollutant and waterbody is composed of the sum of individual wasteload allocations (WLAs) for point sources and load allocations (LAs) for nonpoint sources and natural background levels. In addition, the TMDL must include an implicit or explicit margin of safety (MOS) to account for the uncertainty in the relationship between pollutant loads and the quality of the receiving waterbody. The TMDL components are illustrated using the following equation:

$$TMDL = \sum WLAs + \sum LAs + MOS.$$

This fecal coliform TMDL has been developed for Whiskey Chitto Creek, from the headwaters to southern boundary of Fort Polk Military Reservation. Whiskey Chitto Creek is in the Calcasieu River Basin in southwestern Louisiana. The creek flows for 17 miles from its headwaters to the southern boundary of the Fort Polk Military Reservation. It then exits on the southern boundary of Fort Polk and continues for 70 miles before entering the Calcasieu River (subsegment 030502) (LDEQ 2001). The Calcasieu River begins in the hills west of Alexandria, Louisiana, and flows south for 160 miles to the Gulf of Mexico. The mouth of the river is 30 miles east of the Texas-Louisiana state border. The basin encompasses the hill region of the state, the terrace region, and a section of the coastal marsh. The upper end of the basin consists of pine forested hills; the lower end consists of brackish and salt marshes. Originally, much of the area was covered by tall prairie grasses, among which there were scattered clumps of trees.

The fecal coliform TMDL for Whiskey Chitto Creek was calculated using a load duration curve approach. The load duration curve methodology illustrates allowable loading at a wide range of streamflow conditions. The steps for applying the methodology were (1) developing a flow duration curve; (2) converting the flow duration curve to load duration curves; (3) plotting observed loads with load duration curves; (4) calculating the TMDL, MOS, WLA, and LA; and (5) calculating percent reductions. Most fecal coliform bacteria TMDLs are developed on a seasonal basis (i.e., calculating allowable loads and percent reductions for both summer and winter) because of the state’s seasonal water quality criteria.

The reduction for fecal coliform bacteria at the monitoring station on Whiskey Chitto Creek is 33 percent during the winter and 85 percent in the summer (Table ES-1).

**Table ES-1. Summary of fecal coliform bacteria TMDL for Whiskey Chitto Creek**

Season	TMDL (MPN/day)	WLA (MPN/day)	LA (MPN/day)	Explicit MOS (MPN/day)	Percent reduction
Winter	2.95E+12	2.17E+10	2.33E+12	5.89E+11	33%
Summer	2.82E+11	2.17E+10	2.04E+11	5.64E+10	85%

Note: MPN = most probable number.

## 1. Introduction

Section 303(d) of the Clean Water Act and the U.S. Environmental Protection Agency's (EPA's) Water Quality Planning and Management Regulations (Title 40 of the *Code of Federal Regulations* [CFR] Part 130) require states to develop total maximum daily pollutant loads (TMDLs) for waterbodies that are not supporting their designated uses, even if pollutant sources have implemented technology-based controls. A TMDL establishes the maximum allowable load (mass per unit of time) of a pollutant that a waterbody is able to assimilate and still support its designated uses. The maximum allowable load is determined on the basis of the relationship between pollutant sources and in-stream water quality. A TMDL provides the scientific basis for a state to establish water quality-based controls to reduce pollution from both point and nonpoint sources to restore and maintain the quality of the state's water resources (USEPA 1991).

A TMDL for a given pollutant and waterbody is composed of the sum of individual wasteload allocations (WLAs) for point sources and load allocations (LAs) for nonpoint sources and natural background levels. In addition, the TMDL must include an implicit or explicit margin of safety (MOS) to account for the uncertainty in the relationship between pollutant loads and the quality of the receiving waterbody. The TMDL components are illustrated using the following equation:

$$TMDL = \sum WLAs + \sum LAs + MOS.$$

This fecal coliform TMDL has been developed for Whiskey Chitto Creek, from the headwaters to the southern boundary of Fort Polk Military Reservation (subsegment 030501). Whiskey Chitto Creek is in the Calcasieu River Basin in southwestern Louisiana (Figure 1-1). The creek flows for 17 miles from its headwaters to the southern boundary of the Fort Polk Military Reservation. It then exits on the southern boundary of Fort Polk and continues for 70 miles before entering the Calcasieu River at (subsegment 030502) (LDEQ 2001). Since 2000, Whiskey Chitto Creek has been included on the state's section 303(d) list of impaired waterbodies. In 2000, Whiskey Chitto Creek was not supporting its designated use of fish and wildlife propagation because of copper and metals and was not supporting the primary contact recreation designated use because of pathogens. Suspected sources of impairment included natural and unknown sources. The state's 2002, 2004, 2006, and draft 2008 editions of the *Louisiana Water Quality Inventory: Integrated Report (Integrated Report)* show only the primary contact recreation designated use not being supported, and total fecal coliform is listed as the cause of impairment for this subsegment. The suspected source of impairment is wildlife other than waterfowl (LDEQ 2003a, 2005, 2007a, and 2008). Fecal coliform data from 2007 and 2008 support the current use impairment listing for primary contact recreation and show violations of the secondary contact recreation criterion for Whiskey Chitto Creek.

The fecal coliform TMDL for Whiskey Chitto Creek was calculated using a load duration curve approach. The load duration curve methodology illustrates allowable loading at a wide range of streamflow conditions. The steps for applying the methodology were (1) developing a flow duration curve; (2) converting the flow duration curve to load duration curves; (3) plotting observed loads with load duration curves; (4) calculating the TMDL, MOS, WLA, and LA; and (5) calculating percent reductions. Most fecal coliform TMDLs are developed on a seasonal basis (i.e., calculating allowable loads and percent reductions for both summer and winter) because of the state's seasonal water quality criteria.

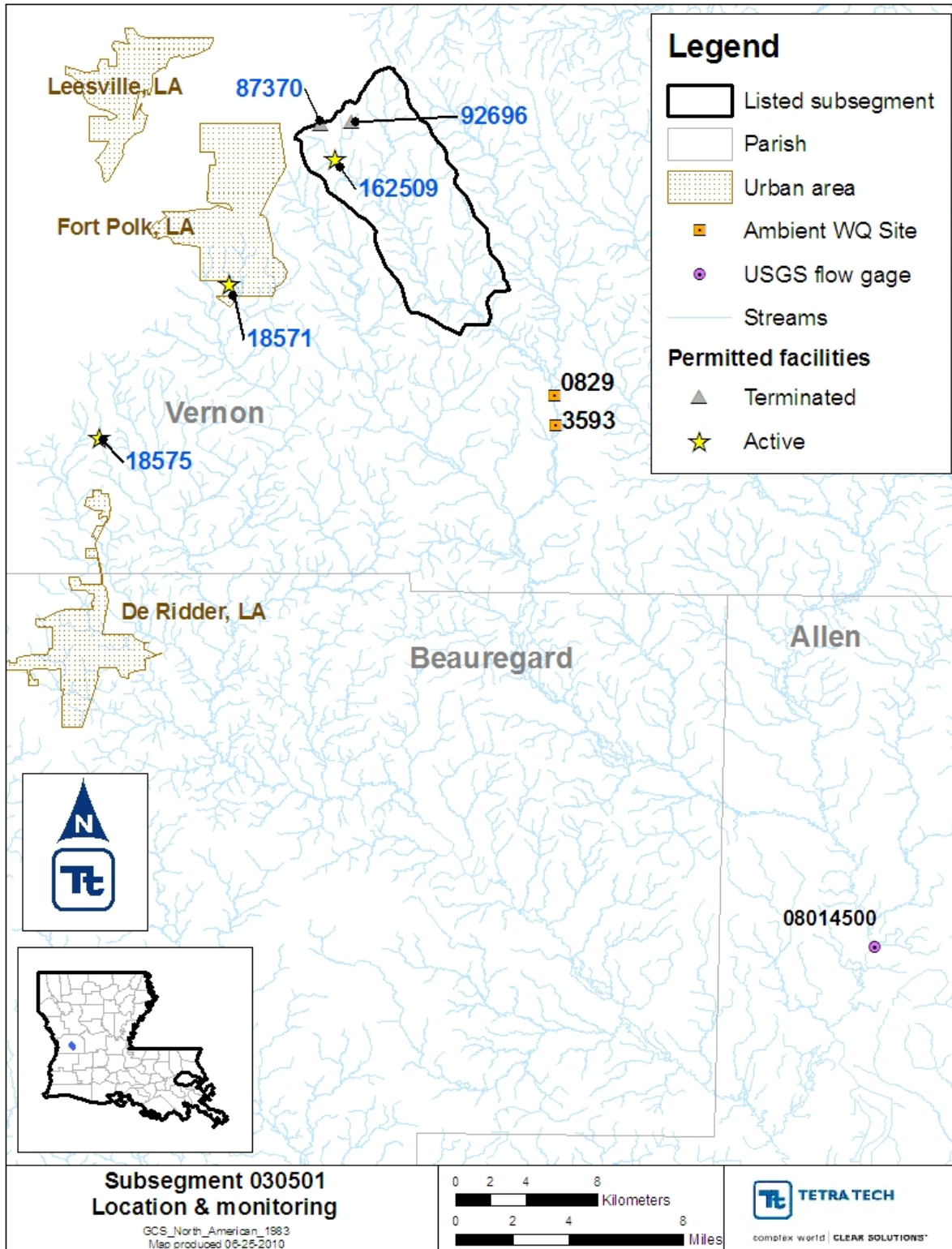


Figure 1-1. Whiskey Chitto Creek (subsegment 030501) location and monitoring.

## 2. Study Area Description

### 2.1 Calcasieu River Basin—Whiskey Chitto Creek

This fecal coliform TMDL has been developed for Whiskey Chitto Creek, from the headwaters to the southern boundary of Fort Polk Military Reservation (subsegment 030501). The creek is in the Calcasieu River Basin in southwestern Louisiana. Whiskey Chitto Creek flows for 17 miles from its headwaters to the southern boundary of the Fort Polk Military Reservation. It then exits on the southern boundary of Fort Polk and continues for 70 miles before entering the Calcasieu River (subsegment 030502) (LDEQ 2001). The Calcasieu River begins in the hills west of Alexandria, Louisiana, and flows south for 160 miles to the Gulf of Mexico. The mouth of the river is 30 miles east of the Texas- Louisiana state border. The basin encompasses the hill region of the state, the terrace region, and a section of the coastal marsh. The upper end of the basin consists of pine forested hills, while the lower end of the basin consists of brackish and salt marshes. This nearly north-south-oriented drainage basin includes portions of nine parishes—Cameron, Vermillion, Calcasieu, Jefferson Davis, Beauregard, Allen, Vernon, Rapides, and Natchitoches—and is made up of 39 subsegments (LDEQ 2004).

Originally, much of the area was covered by tall prairie grasses, among which were scattered clumps of trees. The hill region includes the longleaf pine forests, maximum elevations and relief, dendritic and trellis drainage, interior salt domes, wolds or cuestas (hard sedimentary rock), ironstone, excellent surface water and groundwater resources, mature soils, and the oldest rocks in the state. The soil types consist of coastal plain soils and flatwoods soils. Vegetation includes longleaf pine forests (longleaf pines, slash pines, some hardwoods) and bottomland hardwoods (cottonwood, sycamore, willow, water oaks, gum, maple, loblolly pine) (LDEQ 2003b).

The terrace region includes intermediate elevations and relief, older alluvium, and a large percentage of tabular surfaces. The terraces range from flatwoods to prairies. The flatwoods are characterized by low relief, mixed longleaf forests, bagols, pimple mounds, dendritic drainage, and flatwoods soils. Vegetation includes flatwoods (longleaf pine, oak, palmetto, wiregrass), cypress forests (cypress, tupelo), and bottomland hardwoods. The prairies are characterized by low relief, prairie grassland, prairie soils, pimple mounds, dendritic streams, ice-age channels, and platin or marais (small, shallow undrained ponds in the prairies). Vegetative cover consists of prairie vegetation (bluestem, broomsedge), cypress forests, and bottomland hardwoods (LDEQ 2003b).

The state's 2002, 2004, 2006, and draft 2008 *Integrated Reports* show only the primary contact recreation designated use not being supported, and fecal coliform bacteria is listed as the cause of impairment for this subsegment. The suspect source of impairment is wildlife other than waterfowl (LDEQ 2003a, 2005, 2007a, and 2008).

Land use data from the 2001 National Land Cover Database (NLCD) were used in Table 2-1 and Figure 2-1. NLCD 2001 is a land-cover database composed of land cover, impervious surface, and canopy density data. NLCD 2001 uses improved classification algorithms, which result in data with more precise rendering of spatial boundaries between the 16 classes than those obtained using NLCD 1992 (USEPA 2007).

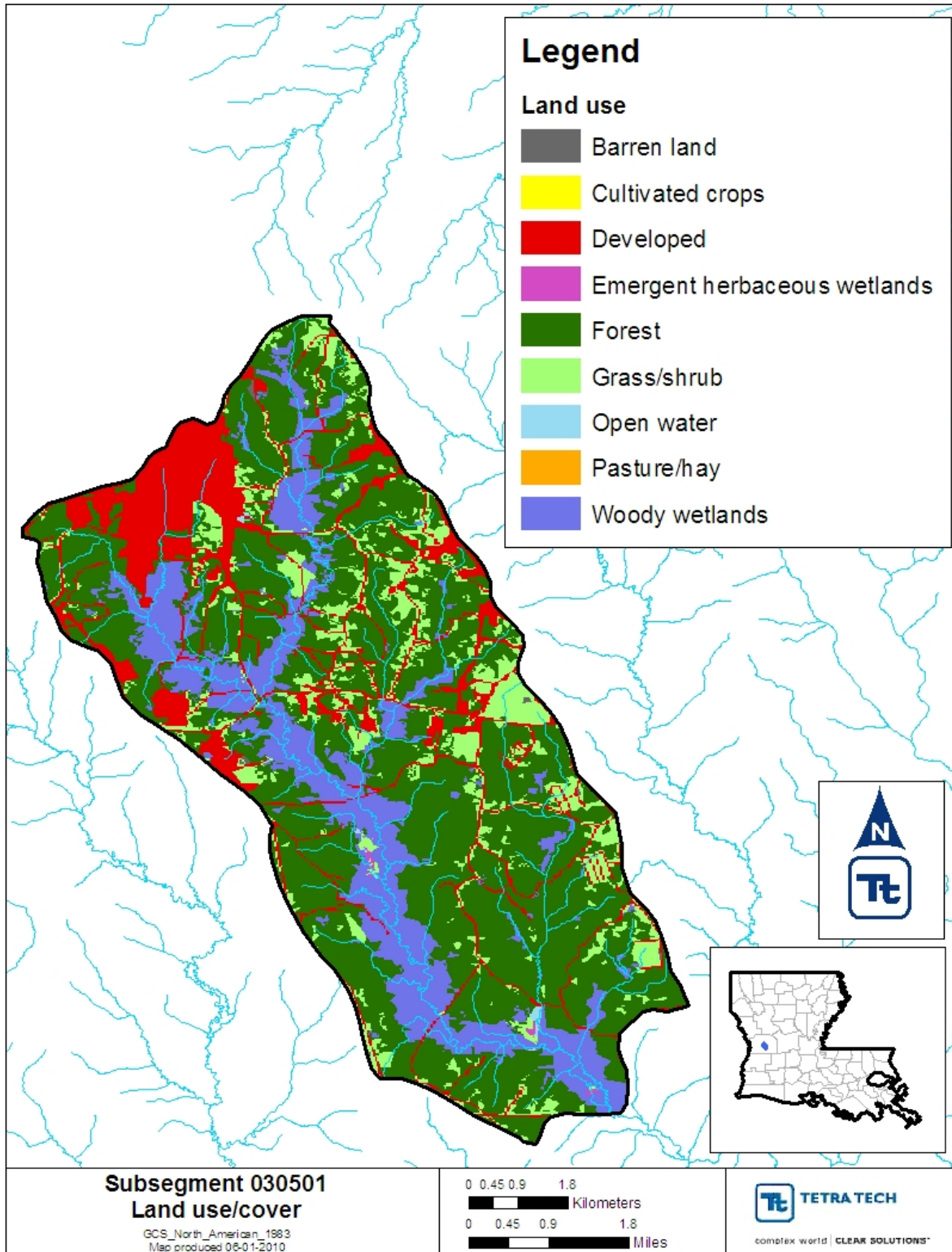


Figure 2-1. Land use in Whiskey Chitto Creek (subsegment 030501).

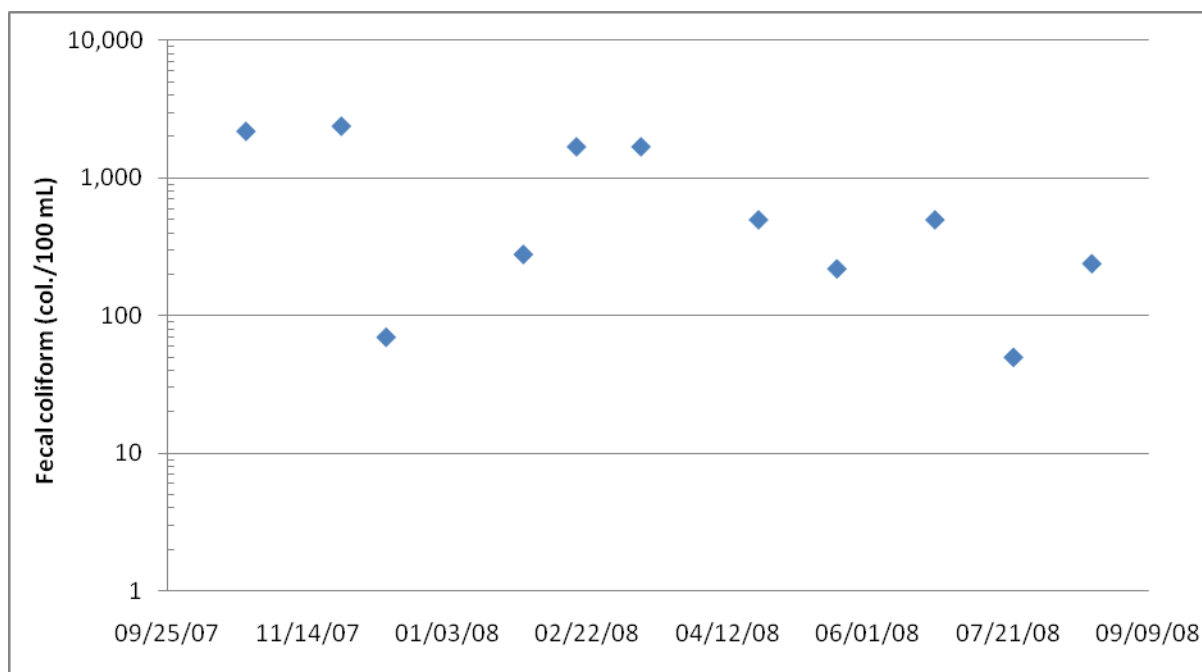
**Table 2-1. Subsegment 030501 land use (NLCD 2001)**

Land use	Percent
Open water	0.15%
Developed	14.28%
Barren land	0.10%
Forest	56.20%
Grass/shrub	11.01%
Pasture/hay	0%
Cultivated crops	0%
Woody wetlands	18.15%
Emergent herbaceous wetlands	0.11%

## 2.2 Water Quality Data

Two water quality stations with fecal coliform data are on Whiskey Chitto Creek. Station 829 (Whiskey Chitto Creek northwest of Cravens, Louisiana) has collected no fecal coliform observations since 2004. Station 3593 (Whiskey Chitto Creek northwest of Cravens, Louisiana) has 11 fecal coliform observations collected in 2007 and 2008. Two of the fecal coliform observations collected at station 3593 (October 23, 2007 and June 25, 2008) exceeded the water quality criterion for primary contact recreation. One of the fecal coliform observations collected at station 3593 (November 26, 2007) exceeded the water quality criterion for secondary contact recreation. Of the water quality samples collected after 2004, 18 percent exceeded the water quality criterion for primary contact recreation and 8 percent exceeded that for secondary contact recreation on Whiskey Chitto Creek. Appendix A contains the raw water quality data.

The fecal coliform data were plotted over time for subsegment 030501 (Figure 2-2). The exceedances occurred during October, June, and November. No distinct seasonal trends or patterns can be seen in the water quality data.



**Figure 2-2. Fecal coliform data for station 3593.**



### 2.3 Water Quality Standards and Criteria

The designated uses for subsegment 030501 include primary contact recreation, secondary contact recreation, and propagation of fish and wildlife. Primary contact recreation includes any recreational or other water contact activity that involves prolonged or regular full-body contact with the water and in which the probability of ingesting appreciable amounts of water is considerable. Examples of that type of water use include swimming, water skiing, and diving (LDEQ 2007). Secondary contact recreation includes any recreational or other water contact activity in which prolonged or regular full-body contact with the water is either incidental or accidental and the probability of ingesting appreciable amounts of water is minimal. Examples of that type of water use include fishing, wading, and boating (LDEQ 2007). The criteria for protection of aquatic life are based on acute and chronic concentrations in fresh and marine waters and were developed primarily for attainment of the fish and wildlife propagation use.

Numeric criteria were used in conjunction with the assessment methodology presented in the Louisiana Department of Environmental Quality’s (LDEQ) 305(b) report (LDEQ 2005) to list impaired subsegments. The LDEQ assessment methodology specifies that for primary contact recreation no more than 25 percent of the total samples collected on a monthly or near-monthly basis may exceed a fecal coliform density of 400/100 milliliters (mL). The primary contact recreation criterion applies only during the defined recreational period of May 1 through October 31. During the nonrecreational period of November 1 through April 30, the criteria for secondary contact recreation apply. For secondary contact recreation, no more than 25 percent of the total samples collected on a monthly or near-monthly basis may exceed a fecal coliform density of 2,000/100 mL. The secondary contact recreation criterion applies year-round (LDEQ 2007).

The Louisiana water quality standards also include an antidegradation policy (*Louisiana Administrative Code* Title 33, Part IX, Section 1109.A), which states that state waters exhibiting high water quality should be maintained at that high level of water quality. If that is not possible, water quality of a level that supports the designated uses of the waterbody should be maintained. The designated uses of a waterbody may be changed to allow a lower level of water quality only through a use attainability study. LDEQ has developed this TMDL to be consistent with the state’s antidegradation policy (LDEQ 2000).

### 2.4 Flow

There is one USGS flow-monitoring gage (08014500) on Whiskey Chitto Creek, downstream of subsegment 030501. Information from the gage is summarized in Table 2-2.

**Table 2-2. USGS flow gage information**

Station number	Station name	Drainage area (mi <sup>2</sup> )	Minimum date	Maximum date	Minimum flow (cfs)	Average flow (cfs)	Maximum flow (cfs)
08014500	Whiskey Chitto Creek Near Oberlin, LA	510.00	02/01/1939	09/30/2009	87.1	806.21	108,000

### 2.5 Identification of Sources

Louisiana’s draft 2008 *Integrated Report* identifies wildlife other than waterfowl as the suspected nonpoint sources of the fecal coliform bacteria impairment in Whiskey Chitto Creek, subsegment 030501 (LDEQ 2008).

Information on point source dischargers in the subsegment was obtained from LDEQ files. According to the LDEQ discharger database, there are three active permitted facilities discharging to subsegment 030501 (Table 2-3). In addition, there are two facilities with terminated permits.

**Table 2-3. Summary of LPDES permits in subsegment 030501**

AI #	Permit #	Outfall	Facility name	Exp. Date	Facility type	Outfall type	Receiving waterbody
162509	LA0032239	001	American Water Operations & Maintenance Inc - N Fort Polk WWTP	04/01/14	Indiv-Major-Sanitary	treated sanitary Wastewater	Whiskey Chitto Creek to Calcasieu River
18575	LAG540476	001	Link Mobile Home Park	07/01/13	Gen-LAG54-Sanitary Class II	treated sanitary wastewater	unnamed ditch to Flat Creek to Bundicks Creek
18571	LAG540705	001	T&W Trailer Park	07/01/13	Gen-LAG54-Sanitary Class II	treated sanitary wastewater	Hogpen Branch to Bundicks Creek
87370	LAG531213	001	Sonic Drive-In	Terminated 09/07/04	Eating and Drinking Places	treated sanitary wastewater	Whiskey Chitto Creek
92696	LAR10B694		USArmy Coms - ECS-17 Army Reserve Center	Terminated 02/17/10	Federal Agency		Whiskey Chitto Creek

### 3. TMDL Load Calculations

A TMDL is the total amount of a pollutant that can be assimilated by the receiving waterbody while still achieving water quality standards. In developing a TMDL, allowable loadings from all pollutant sources that cumulatively amount to no more than the TMDL must be established, thereby providing the basis for establishing water quality-based controls.

A TMDL for a given pollutant and waterbody is composed of the sum of individual WLAs for point sources and LAs for nonpoint sources and natural background levels. In addition, the TMDL must include an implicit or explicit MOS to account for the uncertainty in the relationship between pollutant loads and the quality of the receiving waterbody. The TMDL components are illustrated using the following equation:

$$TMDL = \sum WLAs + \sum LAs + MOS.$$

TMDLs are typically expressed as a mass loading (e.g., pounds per day).

Both section 303(d) of the Clean Water Act and the regulations at 40 CFR 130.7 require that TMDLs include an MOS to account for uncertainty in available data or in the actual effect that controls will have on the loading reductions and receiving water quality. The MOS may be expressed explicitly as unallocated assimilative capacity or implicitly using conservative assumptions in establishing the TMDL. For a more detailed discussion of the MOS, see Section 3.4.

#### 3.1 Load Duration Curve Approach

The methodology used to determine the TMDL for the impaired subsegments in Whiskey Chitto Creek subsegment 030501 is the load duration curve. This TMDL represents a continuum of desired loads over all flow conditions, rather than a fixed, single value, because loading capacity varies as a function of the flow present in the stream. The basic elements of this procedure are documented on the Kansas Department of Health and Environment Web site (KDHE 2003). That method was used to illustrate allowable loading for a wide range of flows. The steps for how the methodology was applied for the TMDL in this report are summarized as follows:

1. Develop a flow duration curve.

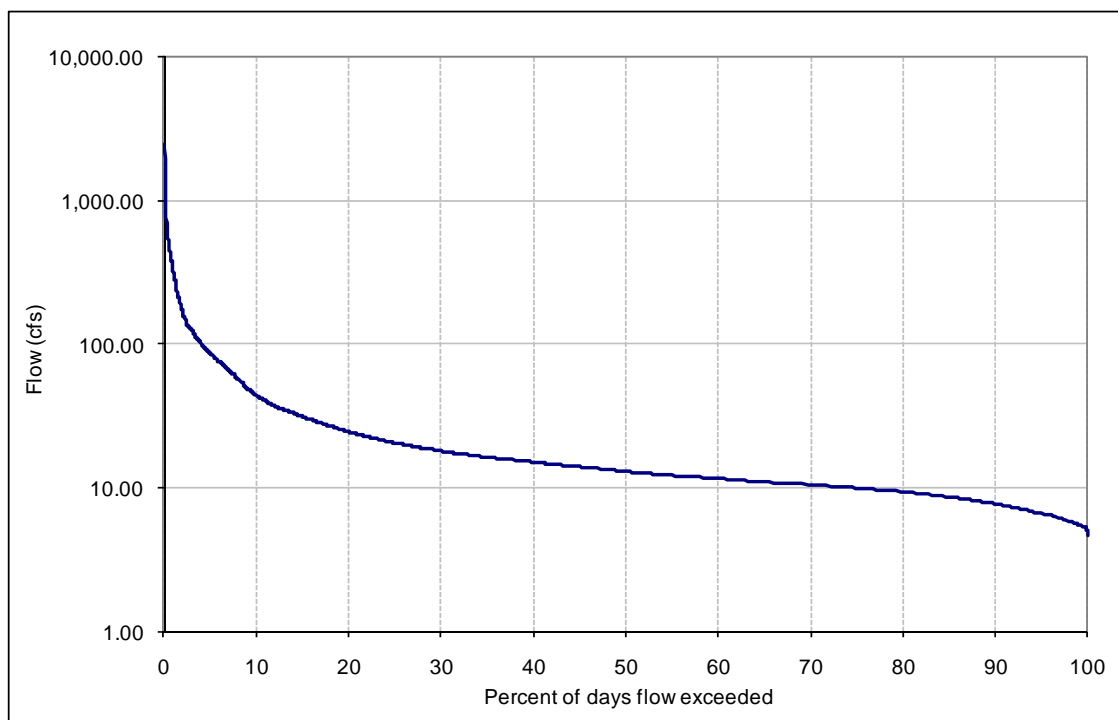
2. Convert the flow duration curve to a load duration curve for each impairment.
3. Plot observed loads with load duration curves.
4. Calculate TMDL, WLA, LA, and MOS.
5. Calculate percent reductions required to meet water quality standards.

### **Flow Duration Curve**

A flow duration curve was developed for subsegment 030501. Detailed flow information for the subsegment was not available at the water quality monitoring station but was available at a USGS gage in the subsegment. For the purposes of this TMDL, USGS gage 08014500 on Whiskey Chitto Creek, with a drainage area of 510 square miles, was chosen to represent flow, and only the flows from 1980 and later were used. Flow from that gage was area-weighted to represent the flow from the TMDL subsegment. As a comparison, subsegment 030501 is 27.5 square miles.

Daily streamflow measurements were sorted in increasing order, and the percentile ranking of each flow was calculated. The daily streamflow measurements were separated into summer (May through October) and winter (November through April) data sets to accommodate the state's seasonal fecal coliform bacteria criteria. The load duration methodology requires that the same flow period be used for both developing the flow duration and calculating observed loads from sampling data. For each season, the flows were then plotted against the corresponding percent flow that exceeds a specific flow to create the flow duration curves.

Figure 3-1 is the flow duration curve for the summer months (May–October). The plot shows the flow (in cubic feet per second) on the Y-axis. The X-axis shows the percentage of days on which the plotted flow is exceeded. Points at the lower end of the plot (0 through 10 percent) represent high-flow conditions, where only 0 through 10 percent of the flow exceeds the plotted point. Conversely, points on the high end of the plot (90 to 100 percent) represent low-flow conditions.



**Figure 3-1. Summer flow duration curve for gage 08014500.**

### **Load Duration Curve**

The flows from the flow duration curves were multiplied by the appropriate target concentration (Section 2.3) for each season to compute an allowable load duration curve. Each load duration curve is a plot of organism count per day versus the percent flow exceedance from the flow duration curves.

The load duration curve is beneficial when analyzing monitoring data with their corresponding flow information plotted as a load. That approach allows the monitoring data to be placed in relation to their place in the flow continuum. Assumptions of the probable source or sources of the impairment can then be made from the plotted data. The load duration curve shows the calculation of the TMDL at any flow rather than at a single critical flow. The official TMDL number is reported as a single number, but the curve is provided to demonstrate the value of the acceptable load at any flow. That allows for analysis of load cases in the future for different flow regimes.

### **Observed Loads**

For each sampling station and season, observed loads were calculated by multiplying the observed concentration of fecal coliform bacteria by the flow on the sampling day. The observed loads were then plotted versus the percent flow exceedance of the flow on the sampling day and placed on the same plot as the load duration curve. Reductions were applied to the observed loads for each parameter until its water quality criteria and allowable percent exceedance were met to obtain an overall percent reduction for each subsegment. Those plots are shown in Appendix B of this report. The data calculations are shown in Appendix C.

The plots provide visual comparisons between observed and allowable loads under different flow conditions. Observed loads that are plotted above the load duration curve represent conditions where observed water quality concentrations exceed the target concentrations. Observed loads that are plotted below the load duration curve represent conditions where observed water quality concentrations were less than target concentrations (i.e., not exceeding water quality standards).

## **3.2 TMDL**

Table 3-1 presents the TMDLs and allocations for subsegment 030501. Only observed data during 2005 and after were used in this TMDL. The reduction for fecal coliform bacteria at the monitoring station on Whiskey Chitto Creek is 33 percent during the winter and 85 percent in the summer. WLAs are discussed in Section 3.3; LAs, in Section 3.4; and MOSs, in Section 3.5.

**Table 3-1. Summary of fecal coliform bacteria TMDL for Whiskey Chitto Creek**

Season	TMDL (MPN/day)	WLA (MPN/day)	LA (MPN/day)	Explicit MOS (MPN/day)	Percent reduction
Winter	2.95E+12	2.17E+10	2.33E+12	5.89E+11	33%
Summer	2.82E+11	2.17E+10	2.04E+11	5.64E+10	85%

## **3.3 Wasteload Allocation (WLA)**

The WLA portion of the TMDL equation is the total loading of a pollutant that is assigned to point sources. The point source in subsegment 030501 includes sanitary wastewater. Table 3-2 lists the fecal coliform WLA for the point source facility identified in Section 2.5.

WLAs for fecal coliform bacteria were calculated using monthly average permit limits, when applicable. If a permit does not have a monthly average permit limit, the weekly average permit limit was used. The preferred facility flow was the facility design or expected flow. If neither was available, the average (expected or observed) flows were used to calculate the WLAs. The permit

maximum flow was used if the permitted or average flow was not available. The permit maximum flow was usually the maximum flow covered by the specific type of general permit. For example, the Louisiana Pollution Discharge Elimination System Class II Sanitary General Permit covers facilities with flows of up to 25,000 gallons per day. The permit maximum flow sometimes was significantly greater than the expected flow, and therefore the permit maximum was used only when other flows were not available.

The equation for WLA calculation is:

$$\text{Flow (gallon/day)} \times \text{concentration (MPN/100 mL)} \times 3,785.412 \text{ mL/gallon} = \text{MPN/day.}$$

**Table 3-2. WLA summary for subsegment 030501**

AI #	Permit #	Outfall	Facility name	Outfall type	Flow type	Flow (gpd)	FCB limit type <sup>1</sup>	Limit (MPN/100 mL)	Load (MPN/d)
162509	LA0032239	001	American Water Operations & Maintenance Inc - N Fort Polk WWTP	treated sanitary wastewater	design	1,400,000	weekly ave.	400	2.12E+10
							monthly ave.	none	
18575	LAG540476	001	Link Mobile Home Park	treated sanitary wastewater	permit max	25,000	weekly ave.	400	3.79E+08
							monthly ave.	none	
18571	LAG540705	001	T&W Trailer Park	treated sanitary wastewater	expected	6,600	weekly ave.	400	9.99E+07
							monthly ave.	none	

<sup>1</sup> Individual WLAs are calculated using the most stringent limit. Other limits and loads are presented for the reader's information only.

LPDES permitted discharges without fecal coliform effluent limitations have been determined to not be sources of fecal coliform. For these dischargers, LDEQ is not providing allocations or permit limits. If at some point in the future, LDEQ determines that any of the discharges may contain fecal coliform, wasteload allocations may be provided along with the appropriate permit conditions.

### 3.4 Load Allocation (LA)

The LA is the portion of the TMDL assigned to natural background loadings as well as nonpoint sources such as septic tank leakage, wildlife, and agricultural practices. The LA was calculated for this TMDL by subtracting the WLA and MOS from the total TMDL. LAs were not allocated to separate nonpoint sources because of the lack of available source characterization data. The LA is shown in Table 3-1.

### 3.5 Margin of Safety (MOS)

The Clean Water Act requires that TMDLs take into consideration a margin of safety. The MOS is the portion of the pollutant loading reserved to account for any uncertainty in the data. There are two ways to incorporate the MOS. One way is to implicitly incorporate it by using conservative model assumptions to develop allocations. The other way is to explicitly specify a portion of the TMDL as the MOS and use the remainder for allocations (USEPA 1991). For this TMDL, an explicit MOS of 20 percent was used; it is presented in Table 3-1.

### 3.6 Seasonal Variability and Critical Condition

The federal regulations at 40 CFR 130.7 require that TMDLs include seasonal variations and take into account critical conditions for streamflow, loading, and water quality parameters. For this TMDL, fecal coliform bacteria loadings for subsegments with primary contact recreation and secondary contact recreation as the designated uses were determined for winter and summer on the

basis of seasonal water quality criteria, thus accounting for seasonality. In addition, the sampling results for all pollutants were plotted over time and reviewed for any seasonal patterns (see Section 2.2). The TMDL was developed over a several-year period, thereby accounting for seasonal variations.

The water quality criteria for fecal coliform bacteria include values that must not be exceeded more than 25 percent of the time (primary and secondary contact recreation) on the basis of the data sampled throughout the year, including during critical and noncritical conditions.

## 4. Monitoring Plan

LDEQ uses funds provided under section 106 of the Clean Water Act and under the authority of the Louisiana Environmental Quality Act to run a program for monitoring the quality of the state's surface waters. The LDEQ Surveillance Section collects surface water samples at various locations, using appropriate sampling methods and procedures to ensure the quality of the data collected. The objectives of the surface water monitoring program are to determine the quality of the state's surface waters, develop a long-term database for water quality trend analysis, and monitor the effectiveness of pollution controls. The data obtained through the surface water monitoring program are used to develop the state's biennial section 305(b) report (*Water Quality Inventory*) and the section 303(d) list of impaired waters. This information is also used to establish priorities for LDEQ's nonpoint source program.

LDEQ has implemented a watershed approach to surface water quality monitoring. Through this approach, the entire state is sampled on a 4-year cycle. Long-term trend monitoring sites at various locations on the larger rivers and Lake Pontchartrain are sampled throughout the 4-year cycle. Sampling is conducted monthly to yield approximately 12 samples per site during each year the site is monitored. Sampling sites are placed where they are considered representative of the waterbody. Within each basin, all monitored subsegments will be sampled over the year or years specified under each cycle period. Whiskey Chitto Creek would have been monitored with the Calcasieu River Basin in 2004, 2005, 2008, and 2009. Fecal coliform data appears to have been collected in 2007 and 2008. Water quality assessments for the 305(b)/303(d) *Integrated Report* will be conducted for each basin following the last year of its monitoring period. Usually 125 waterbody subsegments are monitored each month under this program.

Under the current monitoring schedule, approximately one-half of the state's waters are newly assessed for section 305(b) and section 303(d) listing purposes for each biennial cycle, with sampling occurring statewide each year. The 4-year cycle follows an initial 5-year rotation that covered all basins in the state according to the TMDL priorities. Monitoring allows LDEQ to determine whether any improvement has occurred in water quality after the TMDLs have been implemented. When LDEQ evaluates monitoring results at the end of each year, it may add waterbodies to or remove them from the section 303(d) list of impaired waterbodies.

## 5. Public Participation

Federal regulations require LDEQ to notify the public and seek comments concerning the TMDLs it prepares. This TMDL was developed under contract to LDEQ, and LDEQ will hold a public review period seeking comments, information, and data from the public and any other interested party. The notice for the public review period will be published in local and state newspapers and on LDEQ's electronic notification system. The TMDL report will be available on LDEQ's TMDL Web site at <http://www.deq.louisiana.gov/portal/default.aspx?tabid=1563>. The public review period will last for 30 days. LDEQ will review all comments received, and this TMDL might be revised to reflect comments if appropriate.

## 6. References

- KDHE (Kansas Department of Health and Environment). 2003. *Kansas TMDL Curve Methodology*. Kansas Department of Health and Environment, Topeka, KS.  
<[www.kdhe.state.ks.us/tmdl/Data.htm](http://www.kdhe.state.ks.us/tmdl/Data.htm)>. Accessed April 21, 2010.
- LDEQ (Louisiana Department of Environmental Quality). 2000. *Environmental Regulatory Code*, Part IX. Water Quality Regulations. LAC33:IX.1109.A.
- LDEQ (Louisiana Department of Environmental Quality). 2001. *2000 Louisiana Water Quality Inventory: Integrated Report*. Louisiana Department of Environmental Quality, Baton Rouge, LA. <http://www.deq.louisiana.gov/apps/305db/show2.asp?WBID=LA030501>. Accessed June 1, 2010.
- LDEQ (Louisiana Department of Environmental Quality). 2003a. *2002 Louisiana Water Quality Inventory: Integrated Report*. Louisiana Department of Environmental Quality, Baton Rouge, LA. <<http://www.deq.louisiana.gov/portal/tabid/2201/Default.aspx>>. Accessed June 3, 2010.
- LDEQ (Louisiana Department of Environmental Quality). 2003b. Nonpoint Source Management Plan, Baton Rouge, Louisiana.  
<<http://nonpoint.deq.louisiana.gov/wqa/links/watershedplan/calcasieu/Little%20River%20Implementation.pdf>>. Accessed June 1, 2010.
- LDEQ (Louisiana Department of Environmental Quality). 2004. *2003 Land Use/Land Cover Classification Calcasieu River Basin*. Nonpoint Source Program.
- LDEQ (Louisiana Department of Environmental Quality). 2005. *2004 Louisiana Water Quality Inventory: Integrated Report*. Louisiana Department of Environmental Quality, Baton Rouge, LA. <<http://www.deq.louisiana.gov/portal/tabid/2201/Default.aspx>>. Accessed June 3, 2010.
- LDEQ (Louisiana Department of Environmental Quality). 2007a. *2006 Louisiana Water Quality Inventory: Integrated Report*. Louisiana Department of Environmental Quality, Baton Rouge, LA. <<http://www.deq.louisiana.gov/portal/tabid/2201/Default.aspx>>. Accessed June 3, 2010.
- LDEQ (Louisiana Department of Environmental Quality). 2007. *Environmental Regulatory Code*. Part IX, Water Quality Regulations. Chapter 11. Surface Water Quality Standards. Louisiana Department of Environmental Quality, Baton Rouge, LA.  
<<http://www.deq.louisiana.gov/portal/Portals/0/planning/regs/title33/33v09.pdf>>. Accessed April 20, 2010.
- LDEQ (Louisiana Department of Environmental Quality). 2008. *2008 Draft Final Louisiana Water Quality Inventory: Integrated Report*. Louisiana Department of Environmental Quality, Baton Rouge, LA.  
<<http://www.deq.louisiana.gov/portal/LinkClick.aspx?fileticket=I4PibcgdTUA%3d&tabid=2986>>. Accessed June 3, 2010.
- USEPA (U.S. Environmental Protection Agency). 1991. *Guidance for Water Quality-Based Decisions: The TMDL Process*. EPA 440/-4-91-001. U.S. Environmental Protection Agency, Office of Water, Washington, DC.
- USEPA (U.S. Environmental Protection Agency). 2007. *Multi-Resolution Land Characteristics Consortium (MRLC), 2001 National Land Cover Data (NLCD 2001)*.  
<<http://www.epa.gov/mrlc/nlcd-2001.html>>. Accessed May 3, 2010.

## Appendix A. Fecal Coliform Bacteria Monitoring Data

**Table A-1. Fecal coliform bacteria data**

Site	Site number	Collection date <sup>a</sup>	Result (MPN/100 mL)	Designated use exceeded
Whiskey Chitto Creek northwest of Cravens, Louisiana	829	1/20/99	50	
Whiskey Chitto Creek northwest of Cravens, Louisiana	829	2/18/99	300	
Whiskey Chitto Creek northwest of Cravens, Louisiana	829	3/17/99	80	
Whiskey Chitto Creek northwest of Cravens, Louisiana	829	4/21/99	80	
Whiskey Chitto Creek northwest of Cravens, Louisiana	829	5/19/99	30	
Whiskey Chitto Creek northwest of Cravens, Louisiana	829	6/16/99	70	
Whiskey Chitto Creek northwest of Cravens, Louisiana	829	7/21/99	5,000	PCR
Whiskey Chitto Creek northwest of Cravens, Louisiana	829	8/18/99	70	
Whiskey Chitto Creek northwest of Cravens, Louisiana	829	9/22/99	70	
Whiskey Chitto Creek northwest of Cravens, Louisiana	829	10/20/99	900	PCR
Whiskey Chitto Creek northwest of Cravens, Louisiana	829	11/17/99	2,400	PCR
Whiskey Chitto Creek northwest of Cravens, Louisiana	829	12/15/99	1,600	
Whiskey Chitto Creek northwest of Cravens, Louisiana	829	2/16/04	32	
Whiskey Chitto Creek northwest of Cravens, Louisiana	829	3/17/04	163.3	
Whiskey Chitto Creek northwest of Cravens, Louisiana	829	4/14/04	280	
Whiskey Chitto Creek northwest of Cravens, Louisiana	829	5/12/04	4,240	PCR
Whiskey Chitto Creek northwest of Cravens, Louisiana	829	6/16/04	460	PCR
Whiskey Chitto Creek northwest of Cravens, Louisiana	829	7/7/04	320	
Whiskey Chitto Creek northwest of Cravens, Louisiana	829	8/11/04	36.36	
Whiskey Chitto Creek northwest of Cravens, Louisiana	829	9/1/04	181.81	
Whiskey Chitto Creek northwest of Cravens, Louisiana	829	10/13/04	345.45	
Whiskey Chitto Creek northwest of Cravens, Louisiana	829	10/27/04	163.63	
Whiskey Chitto Creek northwest of Cravens, Louisiana	829	12/1/04	72.72	
Whiskey Chitto Creek west of Cravens, Louisiana	3593	10/23/07	2,200	PCR
Whiskey Chitto Creek west of Cravens, Louisiana	3593	11/26/07	2,400	SCR
Whiskey Chitto Creek west of Cravens, Louisiana	3593	12/12/07	70	
Whiskey Chitto Creek west of Cravens, Louisiana	3593	1/30/08	280	
Whiskey Chitto Creek west of Cravens, Louisiana	3593	2/18/08	1,700	
Whiskey Chitto Creek west of Cravens, Louisiana	3593	3/12/08	1,700	
Whiskey Chitto Creek west of Cravens, Louisiana	3593	4/23/08	500	
Whiskey Chitto Creek west of Cravens, Louisiana	3593	5/21/08	220	
Whiskey Chitto Creek west of Cravens, Louisiana	3593	6/25/08	500	PCR
Whiskey Chitto Creek west of Cravens, Louisiana	3593	7/23/08	50	
Whiskey Chitto Creek west of Cravens, Louisiana	3593	8/20/08	240	

<sup>a</sup> Data before 2005 were not included in TMDL analysis.



**Table A-2. Fecal coliform summary statistics for station 3593**

Statistic	Value <sup>a</sup>
Minimum (MPN/100 mL)	50
Maximum (MPN/100 mL)	2,400
Average (MPN/100 mL)	896.36
Count	11
Percentage of data that violate the PCR criterion	18.18
Percentage of data that violate the SCR criterion	8.18

<sup>a</sup> Data before 2005 were not included in TMDL analysis.

## Appendix B. Load Duration Curve Plots

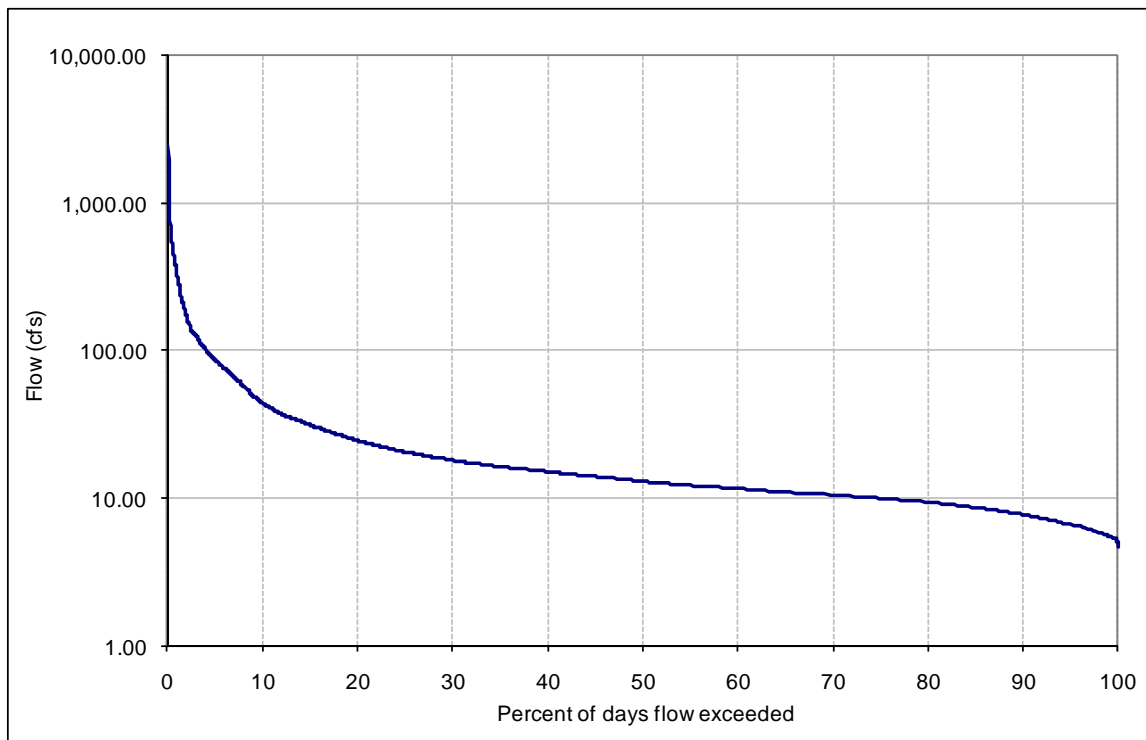


Figure B-1. Summer flow duration curve for gage 08014500.

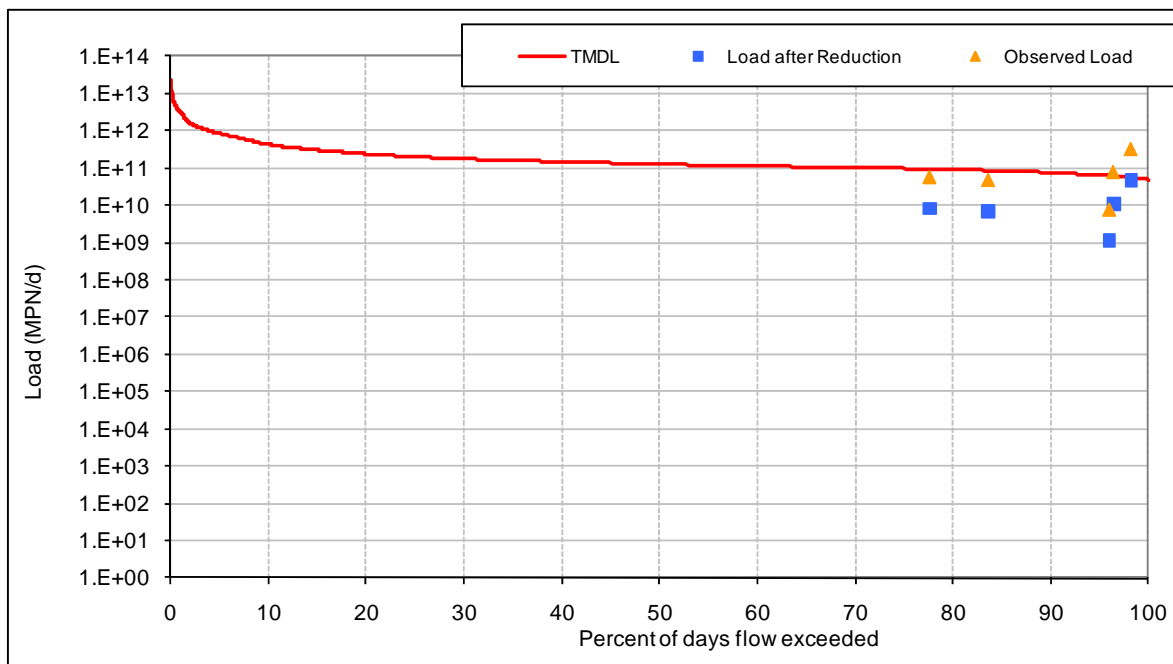


Figure B-2. Summer load duration curve.

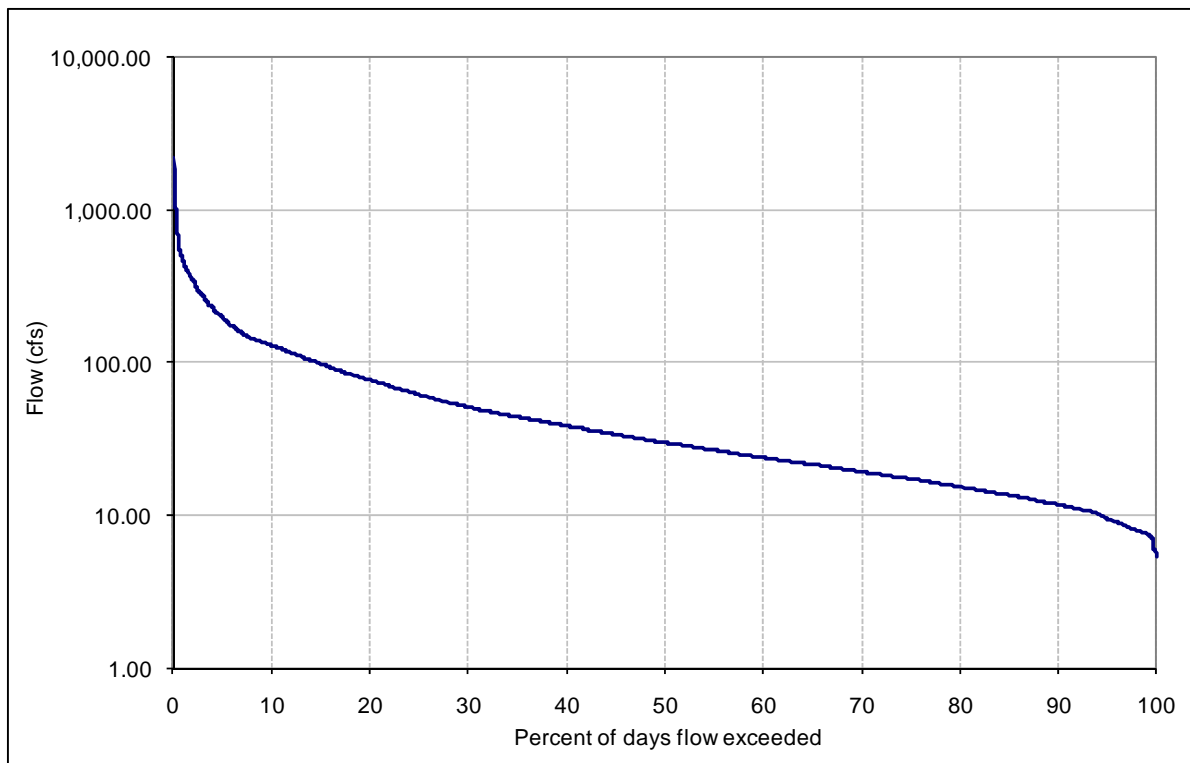


Figure B-3. Winter flow duration curve for gage 08014500.

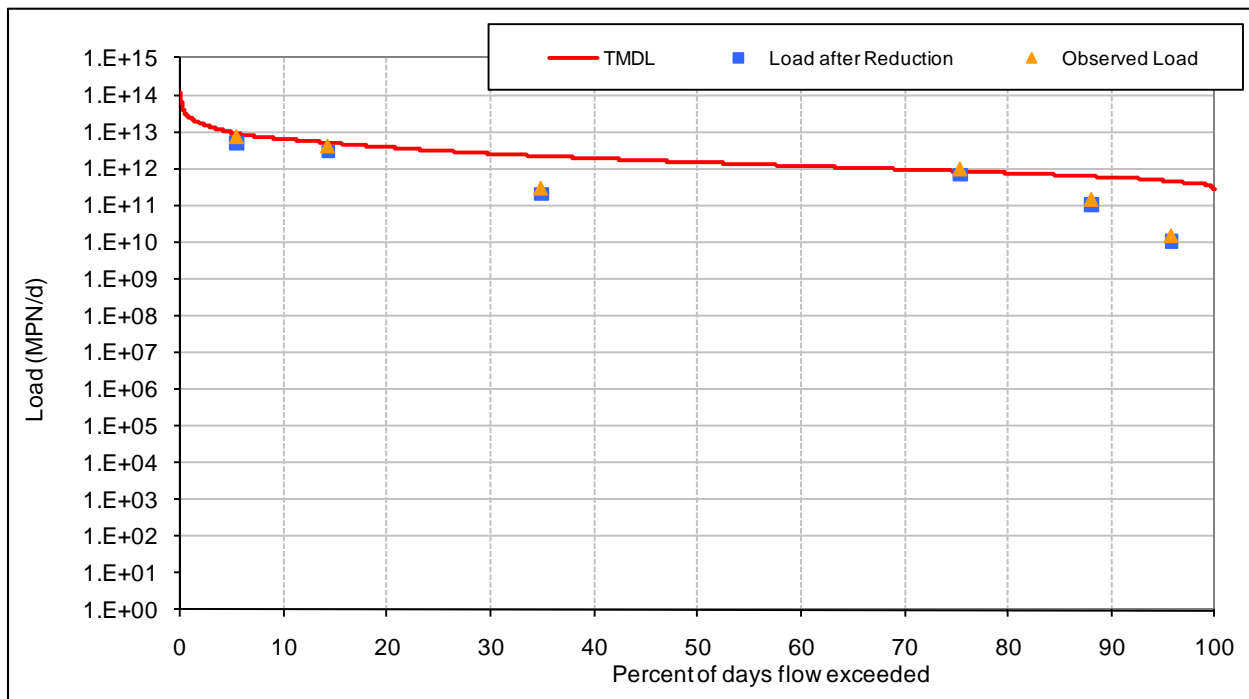


Figure B-4. Winter load duration curve.

## Appendix C. Load Duration Curve Calculations

**Table C-1. Summary of summer reductions**

Date	Observed Concentration (MPN/100 mL)	Area weighted flow on sampling day (cfs)	Percent exceedance for flow on sampling day	Current load (MPN/day)	Reduced load (MPN/day)	Allowable load with MOS incorporated (MPN/day)	Reduced load less than or equal to allow load?
10/23/2007	2,200	5.83227548	98.2	3.139E+11	4.566E+10	4.566E+10	Yes
6/25/2008	500	6.318298437	96.4	7.729E+10	1.124E+10	4.947E+10	Yes
8/20/2008	240	9.666456583	77.6	5.676E+10	8.256E+09	7.568E+10	Yes
5/21/2008	220	8.856418322	83.6	4.767E+10	6.934E+09	6.934E+10	Yes
7/23/2008	50	6.426303538	96	7.861E+09	1.143E+09	5.031E+10	Yes

**Table C-2. Load duration curve summer statistics**

Total No. of samples =	5	
MOS =	20%	
WQ standard for =	400	MPN/100 mL
Percent Reduction Required =	85.5	
Allowable percentage of exceedences =	0%	
No. of exceedences after reductions =	0	
Sum of flow on sampling day	37	cfs
Sum of current loads	5.035E+11	MPN/d
Flow weighted avg conc	555	MPN/100 mL
Average flow	28	cfs
Existing total load	3.826E+11	MPN/d
Existing point source load	2.168E+10	MPN/d
Existing remaining load	3.609E+11	MPN/d
Total allowable loading	2.822E+11	MPN/d
Explicit MOS (20%)	5.644E+10	MPN/d
WLA	2.168E+10	MPN/d
LA	2.041E+11	MPN/d
USGS drainage area (mi <sup>2</sup> ) =	510	
SS drainage area (mi <sup>2</sup> ) =	27.54	

**Table C-3. Flow duration curve summer values**

Date	Observed flow (cfs)	Percent exceedance for observed flow	Adjusted flow for entire basin (cfs)	Width for area under curves (%)	Allowable load to meet standard (MPN/day)	Area under TMDL curve (MPN/day)
						282,216,616,969
9/7/00	87.1	100.000	4.70362217	0.00	46,031,073,442	0
9/6/00	87.4	100.000	4.719822935	0.00	46,189,619,045	0
9/5/00	89.7	100.000	4.844028801	0.00	47,405,135,336	0
9/8/00	92	100.000	4.968234668	0.00	48,620,651,626	0
9/4/00	92.3	100.000	4.984435433	0.00	48,779,197,229	0
8/31/00	93	100.000	5.022237219	0.10	49,149,136,970	49,149,137
8/30/00	94.4	99.900	5.09784079	0.00	49,889,016,451	0
9/1/00	94.5	99.900	5.103241045	0.00	49,941,864,986	0
9/3/00	94.5	99.900	5.103241045	0.00	49,941,864,986	0
10/16/07	95.6	99.900	5.162643851	0.00	50,523,198,864	0
10/15/07	95.7	99.900	5.168044106	0.10	50,576,047,398	50,576,047
10/17/07	95.9	99.800	5.178844616	0.00	50,681,744,467	0
10/14/07	96.2	99.800	5.195045381	0.00	50,840,290,070	0
8/29/00	96.4	99.800	5.205845891	0.00	50,945,987,139	0
10/18/07	97.5	99.800	5.265248697	0.00	51,527,321,017	0
10/13/07	97.6	99.800	5.270648952	0.00	51,580,169,551	0
8/26/00	98	99.800	5.292249973	0.10	51,791,563,689	51,791,564
8/25/00	98.1	99.700	5.297650228	0.00	51,844,412,223	0
10/10/07	98.1	99.700	5.297650228	0.00	51,844,412,223	0
10/9/06	98.3	99.700	5.308450738	0.00	51,950,109,292	0
8/28/00	98.5	99.700	5.319251248	0.00	52,055,806,361	0
9/9/00	98.8	99.700	5.335452013	0.10	52,214,351,964	52,214,352
8/24/00	98.9	99.600	5.340852268	0.00	52,267,200,498	0
7/21/06	98.9	99.600	5.340852268	0.00	52,267,200,498	0
8/27/00	99	99.600	5.346252523	0.00	52,320,049,033	0
10/31/00	99.2	99.600	5.357053034	0.00	52,425,746,101	0
10/8/06	99.3	99.600	5.362453289	0.00	52,478,594,636	0
10/11/07	99.3	99.600	5.362453289	0.10	52,478,594,636	52,478,595
9/2/00	99.4	99.500	5.367853544	0.00	52,531,443,170	0
9/9/06	99.4	99.500	5.367853544	0.00	52,531,443,170	0
9/10/00	99.5	99.500	5.373253799	0.00	52,584,291,705	0
7/20/06	99.5	99.500	5.373253799	0.00	52,584,291,705	0
10/10/06	99.5	99.500	5.373253799	0.00	52,584,291,705	0
10/9/07	99.5	99.500	5.373253799	0.00	52,584,291,705	0
10/12/07	99.5	99.500	5.373253799	0.10	52,584,291,705	52,584,292
7/22/06	99.6	99.400	5.378654054	0.00	52,637,140,239	0
10/30/00	99.8	99.400	5.389454564	0.00	52,742,837,308	0
10/7/07	99.8	99.400	5.389454564	0.00	52,742,837,308	0
10/4/00	100	99.400	5.400255074	0.00	52,848,534,376	0
10/29/00	100	99.400	5.400255074	0.00	52,848,534,376	0
9/8/06	100	99.400	5.400255074	0.00	52,848,534,376	0
10/8/07	100	99.400	5.400255074	0.10	52,848,534,376	52,848,534

FINAL—Whiskey Chitto Creek (Subsegment 030501) Fecal Coliform Bacteria TMDL  
 Origination Date: October 5, 2010

Date	Observed flow (cfs)	Percent exceedance for observed flow	Adjusted flow for entire basin (cfs)	Width for area under curves (%)	Allowable load to meet standard (MPN/day)	Area under TMDL curve (MPN/day)
8/20/00	101	99.300	5.454257625	0.00	53,377,019,720	0
8/21/00	101	99.300	5.454257625	0.00	53,377,019,720	0
10/3/00	101	99.300	5.454257625	0.00	53,377,019,720	0
10/26/00	101	99.300	5.454257625	0.00	53,377,019,720	0
9/7/06	101	99.300	5.454257625	0.00	53,377,019,720	0
10/7/06	101	99.300	5.454257625	0.00	53,377,019,720	0
6/8/08	101	99.300	5.454257625	0.00	53,377,019,720	0
6/10/08	101	99.300	5.454257625	0.00	53,377,019,720	0
6/11/08	101	99.300	5.454257625	0.00	53,377,019,720	0
6/12/08	101	99.300	5.454257625	0.00	53,377,019,720	0
6/13/08	101	99.300	5.454257625	0.20	53,377,019,720	106,754,039
10/2/00	102	99.100	5.508260176	0.00	53,905,505,064	0
10/27/00	102	99.100	5.508260176	0.00	53,905,505,064	0
10/28/00	102	99.100	5.508260176	0.00	53,905,505,064	0
7/19/06	102	99.100	5.508260176	0.00	53,905,505,064	0
7/23/06	102	99.100	5.508260176	0.00	53,905,505,064	0
9/10/06	102	99.100	5.508260176	0.00	53,905,505,064	0
10/6/07	102	99.100	5.508260176	0.00	53,905,505,064	0
6/9/08	102	99.100	5.508260176	0.00	53,905,505,064	0
6/14/08	102	99.100	5.508260176	0.20	53,905,505,064	107,811,010
8/19/00	103	98.900	5.562262726	0.00	54,433,990,408	0
9/30/00	103	98.900	5.562262726	0.00	54,433,990,408	0
10/5/00	103	98.900	5.562262726	0.00	54,433,990,408	0
10/22/00	103	98.900	5.562262726	0.00	54,433,990,408	0
10/25/00	103	98.900	5.562262726	0.00	54,433,990,408	0
9/6/06	103	98.900	5.562262726	0.00	54,433,990,408	0
10/6/06	103	98.900	5.562262726	0.00	54,433,990,408	0
6/7/08	103	98.900	5.562262726	0.10	54,433,990,408	54,433,990
9/29/00	104	98.800	5.616265277	0.00	54,962,475,752	0
10/1/00	104	98.800	5.616265277	0.00	54,962,475,752	0
10/8/00	104	98.800	5.616265277	0.00	54,962,475,752	0
10/19/00	104	98.800	5.616265277	0.00	54,962,475,752	0
10/20/00	104	98.800	5.616265277	0.00	54,962,475,752	0
10/21/00	104	98.800	5.616265277	0.00	54,962,475,752	0
10/11/06	104	98.800	5.616265277	0.00	54,962,475,752	0
10/12/06	104	98.800	5.616265277	0.20	54,962,475,752	109,924,952
8/22/00	105	98.600	5.670267828	0.00	55,490,961,095	0
10/18/00	105	98.600	5.670267828	0.00	55,490,961,095	0
8/19/06	105	98.600	5.670267828	0.00	55,490,961,095	0
9/5/06	105	98.600	5.670267828	0.00	55,490,961,095	0
10/5/06	105	98.600	5.670267828	0.00	55,490,961,095	0
10/5/07	105	98.600	5.670267828	0.00	55,490,961,095	0
10/19/07	105	98.600	5.670267828	0.00	55,490,961,095	0
6/6/08	105	98.600	5.670267828	0.10	55,490,961,095	55,490,961

FINAL—Whiskey Chitto Creek (Subsegment 030501) Fecal Coliform Bacteria TMDL  
 Origination Date: October 5, 2010

Date	Observed flow (cfs)	Percent exceedance for observed flow	Adjusted flow for entire basin (cfs)	Width for area under curves (%)	Allowable load to meet standard (MPN/day)	Area under TMDL curve (MPN/day)
8/11/00	106	98.500	5.724270379	0.00	56,019,446,439	0
8/18/00	106	98.500	5.724270379	0.00	56,019,446,439	0
8/23/00	106	98.500	5.724270379	0.00	56,019,446,439	0
9/28/00	106	98.500	5.724270379	0.00	56,019,446,439	0
10/17/00	106	98.500	5.724270379	0.00	56,019,446,439	0
7/18/06	106	98.500	5.724270379	0.00	56,019,446,439	0
10/4/06	106	98.500	5.724270379	0.00	56,019,446,439	0
6/5/08	106	98.500	5.724270379	0.00	56,019,446,439	0
6/15/08	106	98.500	5.724270379	0.20	56,019,446,439	112,038,893
8/13/00	107	98.300	5.778272929	0.00	56,547,931,783	0
7/17/06	107	98.300	5.778272929	0.00	56,547,931,783	0
9/4/06	107	98.300	5.778272929	0.00	56,547,931,783	0
9/11/06	107	98.300	5.778272929	0.00	56,547,931,783	0
9/13/06	107	98.300	5.778272929	0.00	56,547,931,783	0
9/14/06	107	98.300	5.778272929	0.00	56,547,931,783	0
9/16/06	107	98.300	5.778272929	0.10	56,547,931,783	56,547,932
8/10/00	108	98.200	5.83227548	0.00	57,076,417,127	0
9/26/00	108	98.200	5.83227548	0.00	57,076,417,127	0
9/27/00	108	98.200	5.83227548	0.00	57,076,417,127	0
10/7/00	108	98.200	5.83227548	0.00	57,076,417,127	0
10/16/00	108	98.200	5.83227548	0.00	57,076,417,127	0
10/23/00	108	98.200	5.83227548	0.00	57,076,417,127	0
10/24/00	108	98.200	5.83227548	0.00	57,076,417,127	0
6/16/06	108	98.200	5.83227548	0.00	57,076,417,127	0
6/18/06	108	98.200	5.83227548	0.00	57,076,417,127	0
8/18/06	108	98.200	5.83227548	0.00	57,076,417,127	0
9/12/06	108	98.200	5.83227548	0.00	57,076,417,127	0
9/15/06	108	98.200	5.83227548	0.00	57,076,417,127	0
10/4/07	108	98.200	5.83227548	0.00	57,076,417,127	0
10/23/07	108	98.200	5.83227548	0.00	57,076,417,127	0
6/17/08	108	98.200	5.83227548	0.00	57,076,417,127	0
6/18/08	108	98.200	5.83227548	0.30	57,076,417,127	171,229,251
8/9/00	109	97.900	5.886278031	0.00	57,604,902,470	0
8/12/00	109	97.900	5.886278031	0.00	57,604,902,470	0
9/11/00	109	97.900	5.886278031	0.00	57,604,902,470	0
9/12/00	109	97.900	5.886278031	0.00	57,604,902,470	0
9/24/00	109	97.900	5.886278031	0.00	57,604,902,470	0
9/25/00	109	97.900	5.886278031	0.00	57,604,902,470	0
6/15/06	109	97.900	5.886278031	0.00	57,604,902,470	0
6/17/06	109	97.900	5.886278031	0.00	57,604,902,470	0
7/2/06	109	97.900	5.886278031	0.00	57,604,902,470	0
9/19/06	109	97.900	5.886278031	0.00	57,604,902,470	0
10/3/06	109	97.900	5.886278031	0.00	57,604,902,470	0
10/13/06	109	97.900	5.886278031	0.00	57,604,902,470	0

FINAL—Whiskey Chitto Creek (Subsegment 030501) Fecal Coliform Bacteria TMDL  
 Origination Date: October 5, 2010

Date	Observed flow (cfs)	Percent exceedance for observed flow	Adjusted flow for entire basin (cfs)	Width for area under curves (%)	Allowable load to meet standard (MPN/day)	Area under TMDL curve (MPN/day)
6/4/08	109	97.900	5.886278031	0.00	57,604,902,470	0
6/19/08	109	97.900	5.886278031	0.00	57,604,902,470	0
6/20/08	109	97.900	5.886278031	0.30	57,604,902,470	172,814,707
8/8/00	110	97.600	5.940280582	0.00	58,133,387,814	0
8/14/00	110	97.600	5.940280582	0.00	58,133,387,814	0
8/17/00	110	97.600	5.940280582	0.00	58,133,387,814	0
10/15/00	110	97.600	5.940280582	0.00	58,133,387,814	0
7/1/06	110	97.600	5.940280582	0.00	58,133,387,814	0
7/3/06	110	97.600	5.940280582	0.00	58,133,387,814	0
7/16/06	110	97.600	5.940280582	0.00	58,133,387,814	0
8/17/06	110	97.600	5.940280582	0.00	58,133,387,814	0
8/21/06	110	97.600	5.940280582	0.00	58,133,387,814	0
9/17/06	110	97.600	5.940280582	0.00	58,133,387,814	0
9/18/06	110	97.600	5.940280582	0.00	58,133,387,814	0
10/31/07	110	97.600	5.940280582	0.20	58,133,387,814	116,266,776
8/7/00	111	97.400	5.994283132	0.00	58,661,873,158	0
6/14/06	111	97.400	5.994283132	0.00	58,661,873,158	0
7/24/06	111	97.400	5.994283132	0.00	58,661,873,158	0
9/3/06	111	97.400	5.994283132	0.00	58,661,873,158	0
10/20/07	111	97.400	5.994283132	0.00	58,661,873,158	0
10/22/07	111	97.400	5.994283132	0.00	58,661,873,158	0
10/30/07	111	97.400	5.994283132	0.00	58,661,873,158	0
6/16/08	111	97.400	5.994283132	0.10	58,661,873,158	58,661,873
8/2/00	112	97.300	6.048285683	0.00	59,190,358,502	0
8/3/00	112	97.300	6.048285683	0.00	59,190,358,502	0
9/23/00	112	97.300	6.048285683	0.00	59,190,358,502	0
10/14/00	112	97.300	6.048285683	0.00	59,190,358,502	0
6/30/06	112	97.300	6.048285683	0.00	59,190,358,502	0
7/4/06	112	97.300	6.048285683	0.00	59,190,358,502	0
10/2/06	112	97.300	6.048285683	0.00	59,190,358,502	0
9/10/09	112	97.300	6.048285683	0.00	59,190,358,502	0
9/11/09	112	97.300	6.048285683	0.20	59,190,358,502	118,380,717
7/23/00	113	97.100	6.102288234	0.00	59,718,843,845	0
8/16/00	113	97.100	6.102288234	0.00	59,718,843,845	0
8/16/06	113	97.100	6.102288234	0.00	59,718,843,845	0
9/20/06	113	97.100	6.102288234	0.00	59,718,843,845	0
10/3/07	113	97.100	6.102288234	0.00	59,718,843,845	0
6/3/08	113	97.100	6.102288234	0.00	59,718,843,845	0
9/9/09	113	97.100	6.102288234	0.10	59,718,843,845	59,718,844
7/30/00	114	97.000	6.156290784	0.00	60,247,329,189	0
8/4/00	114	97.000	6.156290784	0.00	60,247,329,189	0
8/6/00	114	97.000	6.156290784	0.00	60,247,329,189	0
10/6/00	114	97.000	6.156290784	0.00	60,247,329,189	0
10/13/00	114	97.000	6.156290784	0.00	60,247,329,189	0



FINAL—Whiskey Chitto Creek (Subsegment 030501) Fecal Coliform Bacteria TMDL  
 Origination Date: October 5, 2010

Date	Observed flow (cfs)	Percent exceedance for observed flow	Adjusted flow for entire basin (cfs)	Width for area under curves (%)	Allowable load to meet standard (MPN/day)	Area under TMDL curve (MPN/day)
10/29/07	114	97.000	6.156290784	0.00	60,247,329,189	0
5/29/08	114	97.000	6.156290784	0.00	60,247,329,189	0
9/8/09	114	97.000	6.156290784	0.20	60,247,329,189	120,494,658
8/5/98	115	96.800	6.210293335	0.00	60,775,814,533	0
7/22/00	115	96.800	6.210293335	0.00	60,775,814,533	0
7/27/00	115	96.800	6.210293335	0.00	60,775,814,533	0
7/28/00	115	96.800	6.210293335	0.00	60,775,814,533	0
7/29/00	115	96.800	6.210293335	0.00	60,775,814,533	0
7/31/00	115	96.800	6.210293335	0.00	60,775,814,533	0
8/1/00	115	96.800	6.210293335	0.00	60,775,814,533	0
9/13/00	115	96.800	6.210293335	0.00	60,775,814,533	0
9/22/00	115	96.800	6.210293335	0.00	60,775,814,533	0
6/13/06	115	96.800	6.210293335	0.00	60,775,814,533	0
6/29/06	115	96.800	6.210293335	0.00	60,775,814,533	0
7/15/06	115	96.800	6.210293335	0.00	60,775,814,533	0
8/22/06	115	96.800	6.210293335	0.00	60,775,814,533	0
10/24/07	115	96.800	6.210293335	0.00	60,775,814,533	0
5/30/08	115	96.800	6.210293335	0.00	60,775,814,533	0
9/6/09	115	96.800	6.210293335	0.00	60,775,814,533	0
9/7/09	115	96.800	6.210293335	0.30	60,775,814,533	182,327,444
8/4/98	116	96.500	6.264295886	0.00	61,304,299,877	0
7/24/00	116	96.500	6.264295886	0.00	61,304,299,877	0
8/4/06	116	96.500	6.264295886	0.00	61,304,299,877	0
8/5/06	116	96.500	6.264295886	0.00	61,304,299,877	0
8/15/06	116	96.500	6.264295886	0.00	61,304,299,877	0
10/14/06	116	96.500	6.264295886	0.00	61,304,299,877	0
10/15/06	116	96.500	6.264295886	0.00	61,304,299,877	0
5/28/08	116	96.500	6.264295886	0.00	61,304,299,877	0
9/12/09	116	96.500	6.264295886	0.10	61,304,299,877	61,304,300
8/6/98	117	96.400	6.318298437	0.00	61,832,785,220	0
7/21/00	117	96.400	6.318298437	0.00	61,832,785,220	0
7/26/00	117	96.400	6.318298437	0.00	61,832,785,220	0
8/5/00	117	96.400	6.318298437	0.00	61,832,785,220	0
9/2/06	117	96.400	6.318298437	0.00	61,832,785,220	0
10/1/06	117	96.400	6.318298437	0.00	61,832,785,220	0
6/25/08	117	96.400	6.318298437	0.00	61,832,785,220	0
9/5/09	117	96.400	6.318298437	0.20	61,832,785,220	123,665,570
8/3/98	118	96.200	6.372300987	0.00	62,361,270,564	0
7/25/00	118	96.200	6.372300987	0.00	62,361,270,564	0
9/21/00	118	96.200	6.372300987	0.00	62,361,270,564	0
6/28/06	118	96.200	6.372300987	0.00	62,361,270,564	0
8/20/06	118	96.200	6.372300987	0.00	62,361,270,564	0
8/27/07	118	96.200	6.372300987	0.00	62,361,270,564	0
10/21/07	118	96.200	6.372300987	0.00	62,361,270,564	0

FINAL—Whiskey Chitto Creek (Subsegment 030501) Fecal Coliform Bacteria TMDL  
 Origination Date: October 5, 2010

Date	Observed flow (cfs)	Percent exceedance for observed flow	Adjusted flow for entire basin (cfs)	Width for area under curves (%)	Allowable load to meet standard (MPN/day)	Area under TMDL curve (MPN/day)
6/26/08	118	96.200	6.372300987	0.00	62,361,270,564	0
7/12/08	118	96.200	6.372300987	0.00	62,361,270,564	0
7/13/08	118	96.200	6.372300987	0.00	62,361,270,564	0
7/14/08	118	96.200	6.372300987	0.00	62,361,270,564	0
7/17/08	118	96.200	6.372300987	0.00	62,361,270,564	0
7/21/08	118	96.200	6.372300987	0.20	62,361,270,564	124,722,541
8/2/98	119	96.000	6.426303538	0.00	62,889,755,908	0
7/20/00	119	96.000	6.426303538	0.00	62,889,755,908	0
8/15/00	119	96.000	6.426303538	0.00	62,889,755,908	0
9/22/05	119	96.000	6.426303538	0.00	62,889,755,908	0
6/19/06	119	96.000	6.426303538	0.00	62,889,755,908	0
8/26/07	119	96.000	6.426303538	0.00	62,889,755,908	0
8/28/07	119	96.000	6.426303538	0.00	62,889,755,908	0
9/4/07	119	96.000	6.426303538	0.00	62,889,755,908	0
10/28/07	119	96.000	6.426303538	0.00	62,889,755,908	0
6/21/08	119	96.000	6.426303538	0.00	62,889,755,908	0
7/16/08	119	96.000	6.426303538	0.00	62,889,755,908	0
7/18/08	119	96.000	6.426303538	0.00	62,889,755,908	0
7/19/08	119	96.000	6.426303538	0.00	62,889,755,908	0
7/20/08	119	96.000	6.426303538	0.00	62,889,755,908	0
7/22/08	119	96.000	6.426303538	0.00	62,889,755,908	0
7/23/08	119	96.000	6.426303538	0.00	62,889,755,908	0
8/2/08	119	96.000	6.426303538	0.00	62,889,755,908	0
9/4/09	119	96.000	6.426303538	0.40	62,889,755,908	251,559,024
9/9/98	120	95.600	6.480306089	0.00	63,418,241,252	0
9/21/05	120	95.600	6.480306089	0.00	63,418,241,252	0
6/9/06	120	95.600	6.480306089	0.00	63,418,241,252	0
7/14/06	120	95.600	6.480306089	0.00	63,418,241,252	0
8/3/06	120	95.600	6.480306089	0.00	63,418,241,252	0
8/14/06	120	95.600	6.480306089	0.00	63,418,241,252	0
8/30/07	120	95.600	6.480306089	0.00	63,418,241,252	0
9/3/07	120	95.600	6.480306089	0.00	63,418,241,252	0
9/5/07	120	95.600	6.480306089	0.00	63,418,241,252	0
9/6/07	120	95.600	6.480306089	0.00	63,418,241,252	0
5/27/08	120	95.600	6.480306089	0.00	63,418,241,252	0
7/6/08	120	95.600	6.480306089	0.00	63,418,241,252	0
7/9/08	120	95.600	6.480306089	0.00	63,418,241,252	0
7/11/08	120	95.600	6.480306089	0.00	63,418,241,252	0
7/24/08	120	95.600	6.480306089	0.00	63,418,241,252	0
9/3/09	120	95.600	6.480306089	0.00	63,418,241,252	0
9/30/09	120	95.600	6.480306089	0.30	63,418,241,252	190,254,724
8/1/98	121	95.300	6.53430864	0.00	63,946,726,596	0
9/8/98	121	95.300	6.53430864	0.00	63,946,726,596	0
9/10/98	121	95.300	6.53430864	0.00	63,946,726,596	0

FINAL—Whiskey Chitto Creek (Subsegment 030501) Fecal Coliform Bacteria TMDL  
 Origination Date: October 5, 2010

Date	Observed flow (cfs)	Percent exceedance for observed flow	Adjusted flow for entire basin (cfs)	Width for area under curves (%)	Allowable load to meet standard (MPN/day)	Area under TMDL curve (MPN/day)
7/19/00	121	95.300	6.53430864	0.00	63,946,726,596	0
10/12/00	121	95.300	6.53430864	0.00	63,946,726,596	0
9/16/05	121	95.300	6.53430864	0.00	63,946,726,596	0
9/20/05	121	95.300	6.53430864	0.00	63,946,726,596	0
6/12/06	121	95.300	6.53430864	0.00	63,946,726,596	0
10/2/07	121	95.300	6.53430864	0.00	63,946,726,596	0
6/2/08	121	95.300	6.53430864	0.00	63,946,726,596	0
6/24/08	121	95.300	6.53430864	0.00	63,946,726,596	0
7/5/08	121	95.300	6.53430864	0.00	63,946,726,596	0
7/7/08	121	95.300	6.53430864	0.00	63,946,726,596	0
7/8/08	121	95.300	6.53430864	0.00	63,946,726,596	0
7/15/08	121	95.300	6.53430864	0.00	63,946,726,596	0
7/27/08	121	95.300	6.53430864	0.00	63,946,726,596	0
7/28/08	121	95.300	6.53430864	0.00	63,946,726,596	0
7/29/08	121	95.300	6.53430864	0.00	63,946,726,596	0
8/1/08	121	95.300	6.53430864	0.30	63,946,726,596	191,840,180
7/31/98	122	95.000	6.58831119	0.00	64,475,211,939	0
8/7/98	122	95.000	6.58831119	0.00	64,475,211,939	0
9/3/98	122	95.000	6.58831119	0.00	64,475,211,939	0
9/7/98	122	95.000	6.58831119	0.00	64,475,211,939	0
9/12/05	122	95.000	6.58831119	0.00	64,475,211,939	0
9/13/05	122	95.000	6.58831119	0.00	64,475,211,939	0
9/14/05	122	95.000	6.58831119	0.00	64,475,211,939	0
9/15/05	122	95.000	6.58831119	0.00	64,475,211,939	0
9/17/05	122	95.000	6.58831119	0.00	64,475,211,939	0
9/19/05	122	95.000	6.58831119	0.00	64,475,211,939	0
9/23/05	122	95.000	6.58831119	0.00	64,475,211,939	0
7/5/06	122	95.000	6.58831119	0.00	64,475,211,939	0
8/6/06	122	95.000	6.58831119	0.00	64,475,211,939	0
8/25/07	122	95.000	6.58831119	0.00	64,475,211,939	0
8/29/07	122	95.000	6.58831119	0.00	64,475,211,939	0
8/31/07	122	95.000	6.58831119	0.00	64,475,211,939	0
7/10/08	122	95.000	6.58831119	0.00	64,475,211,939	0
7/25/08	122	95.000	6.58831119	0.00	64,475,211,939	0
7/26/08	122	95.000	6.58831119	0.00	64,475,211,939	0
7/30/08	122	95.000	6.58831119	0.00	64,475,211,939	0
7/31/08	122	95.000	6.58831119	0.40	64,475,211,939	257,900,848
7/30/98	123	94.600	6.642313741	0.00	65,003,697,283	0
9/6/98	123	94.600	6.642313741	0.00	65,003,697,283	0
9/20/00	123	94.600	6.642313741	0.00	65,003,697,283	0
9/11/05	123	94.600	6.642313741	0.00	65,003,697,283	0
9/18/05	123	94.600	6.642313741	0.00	65,003,697,283	0
6/8/06	123	94.600	6.642313741	0.00	65,003,697,283	0
6/27/06	123	94.600	6.642313741	0.00	65,003,697,283	0

FINAL—Whiskey Chitto Creek (Subsegment 030501) Fecal Coliform Bacteria TMDL  
 Origination Date: October 5, 2010

Date	Observed flow (cfs)	Percent exceedance for observed flow	Adjusted flow for entire basin (cfs)	Width for area under curves (%)	Allowable load to meet standard (MPN/day)	Area under TMDL curve (MPN/day)
7/13/06	123	94.600	6.642313741	0.00	65,003,697,283	0
5/25/08	123	94.600	6.642313741	0.00	65,003,697,283	0
5/26/08	123	94.600	6.642313741	0.00	65,003,697,283	0
6/27/08	123	94.600	6.642313741	0.00	65,003,697,283	0
9/2/09	123	94.600	6.642313741	0.00	65,003,697,283	0
9/29/09	123	94.600	6.642313741	0.20	65,003,697,283	130,007,395
9/2/98	124	94.400	6.696316292	0.00	65,532,182,627	0
7/18/00	124	94.400	6.696316292	0.00	65,532,182,627	0
9/9/05	124	94.400	6.696316292	0.00	65,532,182,627	0
9/10/05	124	94.400	6.696316292	0.00	65,532,182,627	0
9/1/06	124	94.400	6.696316292	0.00	65,532,182,627	0
8/16/07	124	94.400	6.696316292	0.00	65,532,182,627	0
9/2/07	124	94.400	6.696316292	0.00	65,532,182,627	0
9/12/07	124	94.400	6.696316292	0.00	65,532,182,627	0
8/3/08	124	94.400	6.696316292	0.20	65,532,182,627	131,064,365
7/29/98	125	94.200	6.750318843	0.00	66,060,667,971	0
9/8/05	125	94.200	6.750318843	0.00	66,060,667,971	0
5/30/06	125	94.200	6.750318843	0.00	66,060,667,971	0
9/30/06	125	94.200	6.750318843	0.00	66,060,667,971	0
10/16/06	125	94.200	6.750318843	0.00	66,060,667,971	0
8/17/07	125	94.200	6.750318843	0.00	66,060,667,971	0
9/1/07	125	94.200	6.750318843	0.00	66,060,667,971	0
7/4/08	125	94.200	6.750318843	0.00	66,060,667,971	0
9/28/09	125	94.200	6.750318843	0.20	66,060,667,971	132,121,336
7/28/98	126	94.000	6.804321393	0.00	66,589,153,314	0
9/1/98	126	94.000	6.804321393	0.00	66,589,153,314	0
9/4/98	126	94.000	6.804321393	0.00	66,589,153,314	0
9/7/05	126	94.000	6.804321393	0.00	66,589,153,314	0
6/10/06	126	94.000	6.804321393	0.00	66,589,153,314	0
8/13/06	126	94.000	6.804321393	0.00	66,589,153,314	0
9/23/06	126	94.000	6.804321393	0.00	66,589,153,314	0
8/15/07	126	94.000	6.804321393	0.00	66,589,153,314	0
8/24/07	126	94.000	6.804321393	0.00	66,589,153,314	0
8/26/09	126	94.000	6.804321393	0.00	66,589,153,314	0
9/13/09	126	94.000	6.804321393	0.20	66,589,153,314	133,178,307
9/10/82	127	93.800	6.858323944	0.00	67,117,638,658	0
7/27/98	127	93.800	6.858323944	0.00	67,117,638,658	0
9/5/98	127	93.800	6.858323944	0.00	67,117,638,658	0
7/17/00	127	93.800	6.858323944	0.00	67,117,638,658	0
9/6/05	127	93.800	6.858323944	0.00	67,117,638,658	0
5/29/06	127	93.800	6.858323944	0.00	67,117,638,658	0
7/12/06	127	93.800	6.858323944	0.00	67,117,638,658	0
8/14/08	127	93.800	6.858323944	0.00	67,117,638,658	0
8/30/09	127	93.800	6.858323944	0.10	67,117,638,658	67,117,639

FINAL—Whiskey Chitto Creek (Subsegment 030501) Fecal Coliform Bacteria TMDL  
 Origination Date: October 5, 2010

Date	Observed flow (cfs)	Percent exceedance for observed flow	Adjusted flow for entire basin (cfs)	Width for area under curves (%)	Allowable load to meet standard (MPN/day)	Area under TMDL curve (MPN/day)
9/9/82	128	93.700	6.912326495	0.00	67,646,124,002	0
8/29/98	128	93.700	6.912326495	0.00	67,646,124,002	0
8/30/98	128	93.700	6.912326495	0.00	67,646,124,002	0
5/28/06	128	93.700	6.912326495	0.00	67,646,124,002	0
8/2/06	128	93.700	6.912326495	0.00	67,646,124,002	0
8/14/07	128	93.700	6.912326495	0.00	67,646,124,002	0
8/18/07	128	93.700	6.912326495	0.00	67,646,124,002	0
5/24/08	128	93.700	6.912326495	0.00	67,646,124,002	0
10/23/08	128	93.700	6.912326495	0.00	67,646,124,002	0
10/24/08	128	93.700	6.912326495	0.00	67,646,124,002	0
10/25/08	128	93.700	6.912326495	0.00	67,646,124,002	0
10/26/08	128	93.700	6.912326495	0.00	67,646,124,002	0
10/27/08	128	93.700	6.912326495	0.00	67,646,124,002	0
10/28/08	128	93.700	6.912326495	0.00	67,646,124,002	0
8/19/09	128	93.700	6.912326495	0.00	67,646,124,002	0
9/1/09	128	93.700	6.912326495	0.30	67,646,124,002	202,938,372
7/26/98	129	93.400	6.966329046	0.00	68,174,609,346	0
10/9/00	129	93.400	6.966329046	0.00	68,174,609,346	0
9/5/05	129	93.400	6.966329046	0.00	68,174,609,346	0
5/27/06	129	93.400	6.966329046	0.00	68,174,609,346	0
6/5/06	129	93.400	6.966329046	0.00	68,174,609,346	0
6/6/06	129	93.400	6.966329046	0.00	68,174,609,346	0
6/7/06	129	93.400	6.966329046	0.00	68,174,609,346	0
6/11/06	129	93.400	6.966329046	0.00	68,174,609,346	0
6/26/06	129	93.400	6.966329046	0.00	68,174,609,346	0
10/27/07	129	93.400	6.966329046	0.00	68,174,609,346	0
8/13/08	129	93.400	6.966329046	0.00	68,174,609,346	0
10/19/08	129	93.400	6.966329046	0.00	68,174,609,346	0
10/22/08	129	93.400	6.966329046	0.00	68,174,609,346	0
10/29/08	129	93.400	6.966329046	0.00	68,174,609,346	0
10/30/08	129	93.400	6.966329046	0.00	68,174,609,346	0
8/16/09	129	93.400	6.966329046	0.00	68,174,609,346	0
9/24/09	129	93.400	6.966329046	0.00	68,174,609,346	0
9/27/09	129	93.400	6.966329046	0.30	68,174,609,346	204,523,828
9/8/82	130	93.100	7.020331596	0.00	68,703,094,689	0
7/25/98	130	93.100	7.020331596	0.00	68,703,094,689	0
9/4/05	130	93.100	7.020331596	0.00	68,703,094,689	0
8/23/07	130	93.100	7.020331596	0.00	68,703,094,689	0
7/3/08	130	93.100	7.020331596	0.00	68,703,094,689	0
8/11/08	130	93.100	7.020331596	0.00	68,703,094,689	0
8/12/08	130	93.100	7.020331596	0.00	68,703,094,689	0
10/20/08	130	93.100	7.020331596	0.00	68,703,094,689	0
10/31/08	130	93.100	7.020331596	0.00	68,703,094,689	0
8/17/09	130	93.100	7.020331596	0.00	68,703,094,689	0

FINAL—Whiskey Chitto Creek (Subsegment 030501) Fecal Coliform Bacteria TMDL  
 Origination Date: October 5, 2010

Date	Observed flow (cfs)	Percent exceedance for observed flow	Adjusted flow for entire basin (cfs)	Width for area under curves (%)	Allowable load to meet standard (MPN/day)	Area under TMDL curve (MPN/day)
8/31/09	130	93.100	7.020331596	0.00	68,703,094,689	0
9/14/09	130	93.100	7.020331596	0.30	68,703,094,689	206,109,284
9/7/82	131	92.800	7.074334147	0.00	69,231,580,033	0
7/24/98	131	92.800	7.074334147	0.00	69,231,580,033	0
8/31/98	131	92.800	7.074334147	0.00	69,231,580,033	0
8/13/07	131	92.800	7.074334147	0.00	69,231,580,033	0
6/23/08	131	92.800	7.074334147	0.00	69,231,580,033	0
7/2/08	131	92.800	7.074334147	0.00	69,231,580,033	0
8/4/08	131	92.800	7.074334147	0.00	69,231,580,033	0
10/18/08	131	92.800	7.074334147	0.00	69,231,580,033	0
10/21/08	131	92.800	7.074334147	0.00	69,231,580,033	0
8/15/09	131	92.800	7.074334147	0.00	69,231,580,033	0
8/18/09	131	92.800	7.074334147	0.00	69,231,580,033	0
8/25/09	131	92.800	7.074334147	0.20	69,231,580,033	138,463,160
8/28/98	132	92.600	7.128336698	0.00	69,760,065,377	0
7/16/00	132	92.600	7.128336698	0.00	69,760,065,377	0
9/3/05	132	92.600	7.128336698	0.00	69,760,065,377	0
5/26/06	132	92.600	7.128336698	0.00	69,760,065,377	0
9/11/07	132	92.600	7.128336698	0.00	69,760,065,377	0
8/10/08	132	92.600	7.128336698	0.10	69,760,065,377	69,760,065
9/30/81	133	92.500	7.182339249	0.00	70,288,550,721	0
9/6/82	133	92.500	7.182339249	0.00	70,288,550,721	0
7/13/98	133	92.500	7.182339249	0.00	70,288,550,721	0
9/19/00	133	92.500	7.182339249	0.00	70,288,550,721	0
9/21/06	133	92.500	7.182339249	0.00	70,288,550,721	0
8/22/07	133	92.500	7.182339249	0.00	70,288,550,721	0
9/7/07	133	92.500	7.182339249	0.00	70,288,550,721	0
10/1/07	133	92.500	7.182339249	0.00	70,288,550,721	0
10/15/08	133	92.500	7.182339249	0.00	70,288,550,721	0
10/16/08	133	92.500	7.182339249	0.00	70,288,550,721	0
8/14/09	133	92.500	7.182339249	0.00	70,288,550,721	0
8/24/09	133	92.500	7.182339249	0.00	70,288,550,721	0
8/27/09	133	92.500	7.182339249	0.00	70,288,550,721	0
9/23/09	133	92.500	7.182339249	0.20	70,288,550,721	140,577,101
10/31/82	134	92.300	7.236341799	0.00	70,817,036,064	0
7/23/98	134	92.300	7.236341799	0.00	70,817,036,064	0
10/11/00	134	92.300	7.236341799	0.00	70,817,036,064	0
9/2/05	134	92.300	7.236341799	0.00	70,817,036,064	0
8/12/07	134	92.300	7.236341799	0.00	70,817,036,064	0
8/19/07	134	92.300	7.236341799	0.00	70,817,036,064	0
10/14/08	134	92.300	7.236341799	0.00	70,817,036,064	0
10/17/08	134	92.300	7.236341799	0.00	70,817,036,064	0
8/20/09	134	92.300	7.236341799	0.00	70,817,036,064	0
8/29/09	134	92.300	7.236341799	0.00	70,817,036,064	0

FINAL—Whiskey Chitto Creek (Subsegment 030501) Fecal Coliform Bacteria TMDL  
 Origination Date: October 5, 2010

Date	Observed flow (cfs)	Percent exceedance for observed flow	Adjusted flow for entire basin (cfs)	Width for area under curves (%)	Allowable load to meet standard (MPN/day)	Area under TMDL curve (MPN/day)
9/25/09	134	92.300	7.236341799	0.00	70,817,036,064	0
9/26/09	134	92.300	7.236341799	0.30	70,817,036,064	212,451,108
9/29/81	135	92.000	7.29034435	0.00	71,345,521,408	0
9/5/82	135	92.000	7.29034435	0.00	71,345,521,408	0
7/12/98	135	92.000	7.29034435	0.00	71,345,521,408	0
9/1/05	135	92.000	7.29034435	0.00	71,345,521,408	0
5/25/06	135	92.000	7.29034435	0.00	71,345,521,408	0
8/7/06	135	92.000	7.29034435	0.00	71,345,521,408	0
8/31/06	135	92.000	7.29034435	0.00	71,345,521,408	0
9/24/07	135	92.000	7.29034435	0.00	71,345,521,408	0
5/23/08	135	92.000	7.29034435	0.00	71,345,521,408	0
8/9/08	135	92.000	7.29034435	0.00	71,345,521,408	0
10/13/08	135	92.000	7.29034435	0.00	71,345,521,408	0
8/11/09	135	92.000	7.29034435	0.20	71,345,521,408	142,691,043
9/28/81	136	91.800	7.344346901	0.00	71,874,006,752	0
10/28/82	136	91.800	7.344346901	0.00	71,874,006,752	0
10/29/82	136	91.800	7.344346901	0.00	71,874,006,752	0
10/30/82	136	91.800	7.344346901	0.00	71,874,006,752	0
7/11/98	136	91.800	7.344346901	0.00	71,874,006,752	0
8/14/98	136	91.800	7.344346901	0.00	71,874,006,752	0
7/11/06	136	91.800	7.344346901	0.00	71,874,006,752	0
7/1/08	136	91.800	7.344346901	0.00	71,874,006,752	0
8/13/09	136	91.800	7.344346901	0.00	71,874,006,752	0
8/21/09	136	91.800	7.344346901	0.20	71,874,006,752	143,748,014
10/27/82	137	91.600	7.398349452	0.00	72,402,492,096	0
9/17/95	137	91.600	7.398349452	0.00	72,402,492,096	0
7/22/98	137	91.600	7.398349452	0.00	72,402,492,096	0
7/15/00	137	91.600	7.398349452	0.00	72,402,492,096	0
8/31/05	137	91.600	7.398349452	0.00	72,402,492,096	0
8/12/06	137	91.600	7.398349452	0.00	72,402,492,096	0
8/31/08	137	91.600	7.398349452	0.00	72,402,492,096	0
9/1/08	137	91.600	7.398349452	0.00	72,402,492,096	0
10/10/08	137	91.600	7.398349452	0.00	72,402,492,096	0
7/15/09	137	91.600	7.398349452	0.00	72,402,492,096	0
7/16/09	137	91.600	7.398349452	0.00	72,402,492,096	0
8/10/09	137	91.600	7.398349452	0.00	72,402,492,096	0
8/23/09	137	91.600	7.398349452	0.00	72,402,492,096	0
8/28/09	137	91.600	7.398349452	0.00	72,402,492,096	0
9/22/09	137	91.600	7.398349452	0.20	72,402,492,096	144,804,984
9/27/81	138	91.400	7.452352002	0.00	72,930,977,440	0
9/4/82	138	91.400	7.452352002	0.00	72,930,977,440	0
7/10/98	138	91.400	7.452352002	0.00	72,930,977,440	0
8/27/98	138	91.400	7.452352002	0.00	72,930,977,440	0
8/30/05	138	91.400	7.452352002	0.00	72,930,977,440	0

FINAL—Whiskey Chitto Creek (Subsegment 030501) Fecal Coliform Bacteria TMDL  
 Origination Date: October 5, 2010

Date	Observed flow (cfs)	Percent exceedance for observed flow	Adjusted flow for entire basin (cfs)	Width for area under curves (%)	Allowable load to meet standard (MPN/day)	Area under TMDL curve (MPN/day)
5/24/06	138	91.400	7.452352002	0.00	72,930,977,440	0
8/11/07	138	91.400	7.452352002	0.00	72,930,977,440	0
9/25/07	138	91.400	7.452352002	0.00	72,930,977,440	0
10/11/08	138	91.400	7.452352002	0.00	72,930,977,440	0
10/12/08	138	91.400	7.452352002	0.00	72,930,977,440	0
8/9/09	138	91.400	7.452352002	0.00	72,930,977,440	0
8/12/09	138	91.400	7.452352002	0.30	72,930,977,440	218,792,932
10/26/82	139	91.100	7.506354553	0.00	73,459,462,783	0
10/30/04	139	91.100	7.506354553	0.00	73,459,462,783	0
8/29/05	139	91.100	7.506354553	0.00	73,459,462,783	0
6/4/06	139	91.100	7.506354553	0.00	73,459,462,783	0
6/25/06	139	91.100	7.506354553	0.00	73,459,462,783	0
7/6/06	139	91.100	7.506354553	0.00	73,459,462,783	0
6/28/08	139	91.100	7.506354553	0.00	73,459,462,783	0
8/15/08	139	91.100	7.506354553	0.00	73,459,462,783	0
10/9/08	139	91.100	7.506354553	0.00	73,459,462,783	0
7/14/09	139	91.100	7.506354553	0.00	73,459,462,783	0
7/17/09	139	91.100	7.506354553	0.20	73,459,462,783	146,918,926
9/26/81	140	90.900	7.560357104	0.00	73,987,948,127	0
9/2/82	140	90.900	7.560357104	0.00	73,987,948,127	0
9/3/82	140	90.900	7.560357104	0.00	73,987,948,127	0
10/25/82	140	90.900	7.560357104	0.00	73,987,948,127	0
9/16/95	140	90.900	7.560357104	0.00	73,987,948,127	0
7/21/98	140	90.900	7.560357104	0.00	73,987,948,127	0
8/1/06	140	90.900	7.560357104	0.00	73,987,948,127	0
9/29/06	140	90.900	7.560357104	0.00	73,987,948,127	0
8/21/07	140	90.900	7.560357104	0.00	73,987,948,127	0
9/10/07	140	90.900	7.560357104	0.00	73,987,948,127	0
9/23/07	140	90.900	7.560357104	0.00	73,987,948,127	0
8/18/08	140	90.900	7.560357104	0.00	73,987,948,127	0
7/18/09	140	90.900	7.560357104	0.00	73,987,948,127	0
8/22/09	140	90.900	7.560357104	0.00	73,987,948,127	0
9/21/09	140	90.900	7.560357104	0.20	73,987,948,127	147,975,896
10/24/82	141	90.700	7.614359654	0.00	74,516,433,471	0
7/14/98	141	90.700	7.614359654	0.00	74,516,433,471	0
8/20/98	141	90.700	7.614359654	0.00	74,516,433,471	0
10/30/99	141	90.700	7.614359654	0.00	74,516,433,471	0
7/14/00	141	90.700	7.614359654	0.00	74,516,433,471	0
9/22/06	141	90.700	7.614359654	0.00	74,516,433,471	0
9/24/06	141	90.700	7.614359654	0.00	74,516,433,471	0
8/10/07	141	90.700	7.614359654	0.00	74,516,433,471	0
9/30/07	141	90.700	7.614359654	0.00	74,516,433,471	0
6/1/08	141	90.700	7.614359654	0.00	74,516,433,471	0
8/8/08	141	90.700	7.614359654	0.00	74,516,433,471	0



FINAL—Whiskey Chitto Creek (Subsegment 030501) Fecal Coliform Bacteria TMDL  
 Origination Date: October 5, 2010

Date	Observed flow (cfs)	Percent exceedance for observed flow	Adjusted flow for entire basin (cfs)	Width for area under curves (%)	Allowable load to meet standard (MPN/day)	Area under TMDL curve (MPN/day)
10/8/08	141	90.700	7.614359654	0.00	74,516,433,471	0
8/8/09	141	90.700	7.614359654	0.30	74,516,433,471	223,549,300
10/24/81	142	90.400	7.668362205	0.00	75,044,918,815	0
10/4/82	142	90.400	7.668362205	0.00	75,044,918,815	0
10/5/82	142	90.400	7.668362205	0.00	75,044,918,815	0
9/15/95	142	90.400	7.668362205	0.00	75,044,918,815	0
7/9/98	142	90.400	7.668362205	0.00	75,044,918,815	0
8/15/98	142	90.400	7.668362205	0.00	75,044,918,815	0
10/29/99	142	90.400	7.668362205	0.00	75,044,918,815	0
10/31/04	142	90.400	7.668362205	0.00	75,044,918,815	0
8/28/05	142	90.400	7.668362205	0.00	75,044,918,815	0
5/23/06	142	90.400	7.668362205	0.00	75,044,918,815	0
9/8/07	142	90.400	7.668362205	0.00	75,044,918,815	0
8/5/08	142	90.400	7.668362205	0.00	75,044,918,815	0
8/30/08	142	90.400	7.668362205	0.00	75,044,918,815	0
7/5/09	142	90.400	7.668362205	0.00	75,044,918,815	0
7/13/09	142	90.400	7.668362205	0.20	75,044,918,815	150,089,838
9/25/81	143	90.200	7.722364756	0.00	75,573,404,158	0
10/21/81	143	90.200	7.722364756	0.00	75,573,404,158	0
8/30/82	143	90.200	7.722364756	0.00	75,573,404,158	0
10/23/82	143	90.200	7.722364756	0.00	75,573,404,158	0
9/12/95	143	90.200	7.722364756	0.00	75,573,404,158	0
9/13/95	143	90.200	7.722364756	0.00	75,573,404,158	0
9/14/95	143	90.200	7.722364756	0.00	75,573,404,158	0
9/18/95	143	90.200	7.722364756	0.00	75,573,404,158	0
9/19/95	143	90.200	7.722364756	0.00	75,573,404,158	0
10/28/99	143	90.200	7.722364756	0.00	75,573,404,158	0
8/14/05	143	90.200	7.722364756	0.00	75,573,404,158	0
6/3/06	143	90.200	7.722364756	0.00	75,573,404,158	0
10/7/08	143	90.200	7.722364756	0.00	75,573,404,158	0
7/4/09	143	90.200	7.722364756	0.00	75,573,404,158	0
7/8/09	143	90.200	7.722364756	0.00	75,573,404,158	0
7/19/09	143	90.200	7.722364756	0.30	75,573,404,158	226,720,212
10/1/81	144	89.900	7.776367307	0.00	76,101,889,502	0
8/31/82	144	89.900	7.776367307	0.00	76,101,889,502	0
9/1/82	144	89.900	7.776367307	0.00	76,101,889,502	0
9/11/82	144	89.900	7.776367307	0.00	76,101,889,502	0
9/21/95	144	89.900	7.776367307	0.00	76,101,889,502	0
8/21/98	144	89.900	7.776367307	0.00	76,101,889,502	0
8/22/98	144	89.900	7.776367307	0.00	76,101,889,502	0
10/27/99	144	89.900	7.776367307	0.00	76,101,889,502	0
8/13/05	144	89.900	7.776367307	0.00	76,101,889,502	0
8/17/08	144	89.900	7.776367307	0.00	76,101,889,502	0
10/6/08	144	89.900	7.776367307	0.00	76,101,889,502	0

FINAL—Whiskey Chitto Creek (Subsegment 030501) Fecal Coliform Bacteria TMDL  
 Origination Date: October 5, 2010

Date	Observed flow (cfs)	Percent exceedance for observed flow	Adjusted flow for entire basin (cfs)	Width for area under curves (%)	Allowable load to meet standard (MPN/day)	Area under TMDL curve (MPN/day)
7/1/09	144	89.900	7.776367307	0.00	76,101,889,502	0
7/29/09	144	89.900	7.776367307	0.30	76,101,889,502	228,305,669
10/20/81	145	89.600	7.830369857	0.00	76,630,374,846	0
10/3/82	145	89.600	7.830369857	0.00	76,630,374,846	0
10/6/82	145	89.600	7.830369857	0.00	76,630,374,846	0
10/22/82	145	89.600	7.830369857	0.00	76,630,374,846	0
9/20/95	145	89.600	7.830369857	0.00	76,630,374,846	0
6/26/98	145	89.600	7.830369857	0.00	76,630,374,846	0
10/26/99	145	89.600	7.830369857	0.00	76,630,374,846	0
10/31/99	145	89.600	7.830369857	0.00	76,630,374,846	0
7/13/00	145	89.600	7.830369857	0.00	76,630,374,846	0
8/3/05	145	89.600	7.830369857	0.00	76,630,374,846	0
8/7/05	145	89.600	7.830369857	0.00	76,630,374,846	0
8/9/07	145	89.600	7.830369857	0.00	76,630,374,846	0
5/22/08	145	89.600	7.830369857	0.00	76,630,374,846	0
6/29/08	145	89.600	7.830369857	0.00	76,630,374,846	0
7/2/09	145	89.600	7.830369857	0.00	76,630,374,846	0
7/3/09	145	89.600	7.830369857	0.00	76,630,374,846	0
7/7/09	145	89.600	7.830369857	0.00	76,630,374,846	0
7/28/09	145	89.600	7.830369857	0.30	76,630,374,846	229,891,125
8/31/81	146	89.300	7.884372408	0.00	77,158,860,190	0
9/1/81	146	89.300	7.884372408	0.00	77,158,860,190	0
9/2/81	146	89.300	7.884372408	0.00	77,158,860,190	0
9/24/81	146	89.300	7.884372408	0.00	77,158,860,190	0
10/23/81	146	89.300	7.884372408	0.00	77,158,860,190	0
8/29/82	146	89.300	7.884372408	0.00	77,158,860,190	0
10/7/82	146	89.300	7.884372408	0.00	77,158,860,190	0
6/24/98	146	89.300	7.884372408	0.00	77,158,860,190	0
6/25/98	146	89.300	7.884372408	0.00	77,158,860,190	0
7/15/98	146	89.300	7.884372408	0.00	77,158,860,190	0
8/13/98	146	89.300	7.884372408	0.00	77,158,860,190	0
10/25/99	146	89.300	7.884372408	0.00	77,158,860,190	0
8/2/05	146	89.300	7.884372408	0.00	77,158,860,190	0
8/9/05	146	89.300	7.884372408	0.00	77,158,860,190	0
8/10/05	146	89.300	7.884372408	0.00	77,158,860,190	0
7/10/06	146	89.300	7.884372408	0.00	77,158,860,190	0
7/25/06	146	89.300	7.884372408	0.00	77,158,860,190	0
6/30/09	146	89.300	7.884372408	0.00	77,158,860,190	0
8/7/09	146	89.300	7.884372408	0.30	77,158,860,190	231,476,581
10/19/81	147	89.000	7.938374959	0.00	77,687,345,533	0
10/22/81	147	89.000	7.938374959	0.00	77,687,345,533	0
6/27/98	147	89.000	7.938374959	0.00	77,687,345,533	0
6/29/98	147	89.000	7.938374959	0.00	77,687,345,533	0
7/6/98	147	89.000	7.938374959	0.00	77,687,345,533	0

FINAL—Whiskey Chitto Creek (Subsegment 030501) Fecal Coliform Bacteria TMDL  
 Origination Date: October 5, 2010

Date	Observed flow (cfs)	Percent exceedance for observed flow	Adjusted flow for entire basin (cfs)	Width for area under curves (%)	Allowable load to meet standard (MPN/day)	Area under TMDL curve (MPN/day)
7/8/98	147	89.000	7.938374959	0.00	77,687,345,533	0
7/20/98	147	89.000	7.938374959	0.00	77,687,345,533	0
8/23/98	147	89.000	7.938374959	0.00	77,687,345,533	0
9/24/99	147	89.000	7.938374959	0.00	77,687,345,533	0
9/25/99	147	89.000	7.938374959	0.00	77,687,345,533	0
9/28/99	147	89.000	7.938374959	0.00	77,687,345,533	0
10/21/99	147	89.000	7.938374959	0.00	77,687,345,533	0
10/22/99	147	89.000	7.938374959	0.00	77,687,345,533	0
8/5/05	147	89.000	7.938374959	0.00	77,687,345,533	0
5/22/06	147	89.000	7.938374959	0.00	77,687,345,533	0
8/20/07	147	89.000	7.938374959	0.00	77,687,345,533	0
6/30/08	147	89.000	7.938374959	0.00	77,687,345,533	0
10/5/08	147	89.000	7.938374959	0.00	77,687,345,533	0
7/12/09	147	89.000	7.938374959	0.00	77,687,345,533	0
9/20/09	147	89.000	7.938374959	0.40	77,687,345,533	310,749,382
8/30/81	148	88.600	7.99237751	0.00	78,215,830,877	0
7/26/82	148	88.600	7.99237751	0.00	78,215,830,877	0
10/2/82	148	88.600	7.99237751	0.00	78,215,830,877	0
6/23/98	148	88.600	7.99237751	0.00	78,215,830,877	0
9/23/99	148	88.600	7.99237751	0.00	78,215,830,877	0
9/27/99	148	88.600	7.99237751	0.00	78,215,830,877	0
10/24/99	148	88.600	7.99237751	0.00	78,215,830,877	0
8/4/05	148	88.600	7.99237751	0.00	78,215,830,877	0
8/6/05	148	88.600	7.99237751	0.00	78,215,830,877	0
8/30/06	148	88.600	7.99237751	0.00	78,215,830,877	0
7/6/09	148	88.600	7.99237751	0.00	78,215,830,877	0
7/9/09	148	88.600	7.99237751	0.20	78,215,830,877	156,431,662
10/4/81	149	88.400	8.04638006	0.00	78,744,316,221	0
8/28/82	149	88.400	8.04638006	0.00	78,744,316,221	0
10/21/82	149	88.400	8.04638006	0.00	78,744,316,221	0
6/22/98	149	88.400	8.04638006	0.00	78,744,316,221	0
6/28/98	149	88.400	8.04638006	0.00	78,744,316,221	0
9/22/99	149	88.400	8.04638006	0.00	78,744,316,221	0
9/26/99	149	88.400	8.04638006	0.00	78,744,316,221	0
10/20/99	149	88.400	8.04638006	0.00	78,744,316,221	0
8/8/05	149	88.400	8.04638006	0.00	78,744,316,221	0
8/23/05	149	88.400	8.04638006	0.00	78,744,316,221	0
6/1/06	149	88.400	8.04638006	0.00	78,744,316,221	0
6/2/06	149	88.400	8.04638006	0.00	78,744,316,221	0
6/29/09	149	88.400	8.04638006	0.00	78,744,316,221	0
7/27/09	149	88.400	8.04638006	0.30	78,744,316,221	236,232,949
9/14/81	150	88.100	8.100382611	0.00	79,272,801,565	0
9/23/81	150	88.100	8.100382611	0.00	79,272,801,565	0
10/5/81	150	88.100	8.100382611	0.00	79,272,801,565	0

FINAL—Whiskey Chitto Creek (Subsegment 030501) Fecal Coliform Bacteria TMDL  
 Origination Date: October 5, 2010

Date	Observed flow (cfs)	Percent exceedance for observed flow	Adjusted flow for entire basin (cfs)	Width for area under curves (%)	Allowable load to meet standard (MPN/day)	Area under TMDL curve (MPN/day)
9/11/95	150	88.100	8.100382611	0.00	79,272,801,565	0
6/30/98	150	88.100	8.100382611	0.00	79,272,801,565	0
8/19/98	150	88.100	8.100382611	0.00	79,272,801,565	0
10/23/99	150	88.100	8.100382611	0.00	79,272,801,565	0
8/1/05	150	88.100	8.100382611	0.00	79,272,801,565	0
8/15/05	150	88.100	8.100382611	0.00	79,272,801,565	0
8/27/05	150	88.100	8.100382611	0.00	79,272,801,565	0
10/27/05	150	88.100	8.100382611	0.00	79,272,801,565	0
10/28/05	150	88.100	8.100382611	0.00	79,272,801,565	0
10/29/05	150	88.100	8.100382611	0.00	79,272,801,565	0
10/30/05	150	88.100	8.100382611	0.00	79,272,801,565	0
9/22/07	150	88.100	8.100382611	0.00	79,272,801,565	0
8/29/08	150	88.100	8.100382611	0.00	79,272,801,565	0
9/15/09	150	88.100	8.100382611	0.30	79,272,801,565	237,818,405
10/17/81	151	87.800	8.154385162	0.00	79,801,286,908	0
10/18/81	151	87.800	8.154385162	0.00	79,801,286,908	0
7/16/82	151	87.800	8.154385162	0.00	79,801,286,908	0
7/24/82	151	87.800	8.154385162	0.00	79,801,286,908	0
10/1/82	151	87.800	8.154385162	0.00	79,801,286,908	0
6/21/98	151	87.800	8.154385162	0.00	79,801,286,908	0
7/7/98	151	87.800	8.154385162	0.00	79,801,286,908	0
8/26/98	151	87.800	8.154385162	0.00	79,801,286,908	0
9/21/99	151	87.800	8.154385162	0.00	79,801,286,908	0
10/19/99	151	87.800	8.154385162	0.00	79,801,286,908	0
9/18/00	151	87.800	8.154385162	0.00	79,801,286,908	0
8/12/05	151	87.800	8.154385162	0.00	79,801,286,908	0
10/25/05	151	87.800	8.154385162	0.00	79,801,286,908	0
10/26/05	151	87.800	8.154385162	0.00	79,801,286,908	0
10/31/05	151	87.800	8.154385162	0.00	79,801,286,908	0
7/26/06	151	87.800	8.154385162	0.00	79,801,286,908	0
10/26/07	151	87.800	8.154385162	0.00	79,801,286,908	0
10/4/08	151	87.800	8.154385162	0.00	79,801,286,908	0
6/25/09	151	87.800	8.154385162	0.00	79,801,286,908	0
6/26/09	151	87.800	8.154385162	0.00	79,801,286,908	0
6/27/09	151	87.800	8.154385162	0.00	79,801,286,908	0
7/10/09	151	87.800	8.154385162	0.00	79,801,286,908	0
8/6/09	151	87.800	8.154385162	0.40	79,801,286,908	319,205,148
9/3/81	152	87.400	8.208387713	0.00	80,329,772,252	0
9/13/81	152	87.400	8.208387713	0.00	80,329,772,252	0
10/2/81	152	87.400	8.208387713	0.00	80,329,772,252	0
10/16/81	152	87.400	8.208387713	0.00	80,329,772,252	0
9/10/95	152	87.400	8.208387713	0.00	80,329,772,252	0
7/19/98	152	87.400	8.208387713	0.00	80,329,772,252	0
7/12/00	152	87.400	8.208387713	0.00	80,329,772,252	0

FINAL—Whiskey Chitto Creek (Subsegment 030501) Fecal Coliform Bacteria TMDL  
 Origination Date: October 5, 2010

Date	Observed flow (cfs)	Percent exceedance for observed flow	Adjusted flow for entire basin (cfs)	Width for area under curves (%)	Allowable load to meet standard (MPN/day)	Area under TMDL curve (MPN/day)
10/10/00	152	87.400	8.208387713	0.00	80,329,772,252	0
10/24/05	152	87.400	8.208387713	0.00	80,329,772,252	0
8/8/07	152	87.400	8.208387713	0.00	80,329,772,252	0
8/7/08	152	87.400	8.208387713	0.00	80,329,772,252	0
6/28/09	152	87.400	8.208387713	0.20	80,329,772,252	160,659,545
8/19/81	153	87.200	8.262390263	0.00	80,858,257,596	0
8/21/81	153	87.200	8.262390263	0.00	80,858,257,596	0
8/22/81	153	87.200	8.262390263	0.00	80,858,257,596	0
8/26/81	153	87.200	8.262390263	0.00	80,858,257,596	0
8/29/81	153	87.200	8.262390263	0.00	80,858,257,596	0
10/29/81	153	87.200	8.262390263	0.00	80,858,257,596	0
6/15/82	153	87.200	8.262390263	0.00	80,858,257,596	0
7/17/82	153	87.200	8.262390263	0.00	80,858,257,596	0
10/22/87	153	87.200	8.262390263	0.00	80,858,257,596	0
10/23/87	153	87.200	8.262390263	0.00	80,858,257,596	0
10/24/87	153	87.200	8.262390263	0.00	80,858,257,596	0
6/20/98	153	87.200	8.262390263	0.00	80,858,257,596	0
7/5/98	153	87.200	8.262390263	0.00	80,858,257,596	0
9/20/99	153	87.200	8.262390263	0.00	80,858,257,596	0
10/7/99	153	87.200	8.262390263	0.00	80,858,257,596	0
10/18/99	153	87.200	8.262390263	0.00	80,858,257,596	0
7/31/05	153	87.200	8.262390263	0.00	80,858,257,596	0
8/22/05	153	87.200	8.262390263	0.00	80,858,257,596	0
10/23/05	153	87.200	8.262390263	0.00	80,858,257,596	0
5/21/06	153	87.200	8.262390263	0.00	80,858,257,596	0
5/31/08	153	87.200	8.262390263	0.00	80,858,257,596	0
6/24/09	153	87.200	8.262390263	0.00	80,858,257,596	0
7/11/09	153	87.200	8.262390263	0.00	80,858,257,596	0
7/30/09	153	87.200	8.262390263	0.00	80,858,257,596	0
9/18/09	153	87.200	8.262390263	0.50	80,858,257,596	404,291,288
10/17/80	154	86.700	8.316392814	0.00	81,386,742,940	0
8/20/81	154	86.700	8.316392814	0.00	81,386,742,940	0
8/23/81	154	86.700	8.316392814	0.00	81,386,742,940	0
8/24/81	154	86.700	8.316392814	0.00	81,386,742,940	0
9/11/81	154	86.700	8.316392814	0.00	81,386,742,940	0
9/12/81	154	86.700	8.316392814	0.00	81,386,742,940	0
9/15/81	154	86.700	8.316392814	0.00	81,386,742,940	0
9/22/81	154	86.700	8.316392814	0.00	81,386,742,940	0
7/25/82	154	86.700	8.316392814	0.00	81,386,742,940	0
8/27/82	154	86.700	8.316392814	0.00	81,386,742,940	0
10/20/82	154	86.700	8.316392814	0.00	81,386,742,940	0
10/21/87	154	86.700	8.316392814	0.00	81,386,742,940	0
10/25/87	154	86.700	8.316392814	0.00	81,386,742,940	0
9/9/95	154	86.700	8.316392814	0.00	81,386,742,940	0

FINAL—Whiskey Chitto Creek (Subsegment 030501) Fecal Coliform Bacteria TMDL  
 Origination Date: October 5, 2010

Date	Observed flow (cfs)	Percent exceedance for observed flow	Adjusted flow for entire basin (cfs)	Width for area under curves (%)	Allowable load to meet standard (MPN/day)	Area under TMDL curve (MPN/day)
7/2/98	154	86.700	8.316392814	0.00	81,386,742,940	0
6/29/00	154	86.700	8.316392814	0.00	81,386,742,940	0
10/22/05	154	86.700	8.316392814	0.00	81,386,742,940	0
8/16/08	154	86.700	8.316392814	0.00	81,386,742,940	0
10/3/08	154	86.700	8.316392814	0.30	81,386,742,940	244,160,229
10/15/80	155	86.400	8.370395365	0.00	81,915,228,284	0
10/16/80	155	86.400	8.370395365	0.00	81,915,228,284	0
6/11/82	155	86.400	8.370395365	0.00	81,915,228,284	0
6/14/82	155	86.400	8.370395365	0.00	81,915,228,284	0
7/9/82	155	86.400	8.370395365	0.00	81,915,228,284	0
6/19/98	155	86.400	8.370395365	0.00	81,915,228,284	0
7/1/98	155	86.400	8.370395365	0.00	81,915,228,284	0
10/6/99	155	86.400	8.370395365	0.00	81,915,228,284	0
6/16/00	155	86.400	8.370395365	0.00	81,915,228,284	0
6/23/09	155	86.400	8.370395365	0.00	81,915,228,284	0
7/25/09	155	86.400	8.370395365	0.00	81,915,228,284	0
9/19/09	155	86.400	8.370395365	0.30	81,915,228,284	245,745,685
10/14/80	156	86.100	8.424397916	0.00	82,443,713,627	0
8/18/81	156	86.100	8.424397916	0.00	82,443,713,627	0
10/15/81	156	86.100	8.424397916	0.00	82,443,713,627	0
8/8/98	156	86.100	8.424397916	0.00	82,443,713,627	0
9/19/99	156	86.100	8.424397916	0.00	82,443,713,627	0
10/20/05	156	86.100	8.424397916	0.00	82,443,713,627	0
10/21/05	156	86.100	8.424397916	0.00	82,443,713,627	0
8/11/06	156	86.100	8.424397916	0.00	82,443,713,627	0
8/22/08	156	86.100	8.424397916	0.00	82,443,713,627	0
9/2/08	156	86.100	8.424397916	0.00	82,443,713,627	0
7/26/09	156	86.100	8.424397916	0.20	82,443,713,627	164,887,427
9/23/80	157	85.900	8.478400466	0.00	82,972,198,971	0
9/24/80	157	85.900	8.478400466	0.00	82,972,198,971	0
10/13/80	157	85.900	8.478400466	0.00	82,972,198,971	0
8/27/81	157	85.900	8.478400466	0.00	82,972,198,971	0
10/30/81	157	85.900	8.478400466	0.00	82,972,198,971	0
10/31/81	157	85.900	8.478400466	0.00	82,972,198,971	0
6/10/82	157	85.900	8.478400466	0.00	82,972,198,971	0
6/12/82	157	85.900	8.478400466	0.00	82,972,198,971	0
7/15/82	157	85.900	8.478400466	0.00	82,972,198,971	0
9/30/82	157	85.900	8.478400466	0.00	82,972,198,971	0
10/19/87	157	85.900	8.478400466	0.00	82,972,198,971	0
10/20/87	157	85.900	8.478400466	0.00	82,972,198,971	0
6/18/98	157	85.900	8.478400466	0.00	82,972,198,971	0
9/16/99	157	85.900	8.478400466	0.00	82,972,198,971	0
6/17/00	157	85.900	8.478400466	0.00	82,972,198,971	0
8/24/05	157	85.900	8.478400466	0.00	82,972,198,971	0

FINAL—Whiskey Chitto Creek (Subsegment 030501) Fecal Coliform Bacteria TMDL  
 Origination Date: October 5, 2010

Date	Observed flow (cfs)	Percent exceedance for observed flow	Adjusted flow for entire basin (cfs)	Width for area under curves (%)	Allowable load to meet standard (MPN/day)	Area under TMDL curve (MPN/day)
10/19/05	157	85.900	8.478400466	0.00	82,972,198,971	0
6/24/06	157	85.900	8.478400466	0.00	82,972,198,971	0
6/22/09	157	85.900	8.478400466	0.00	82,972,198,971	0
7/20/09	157	85.900	8.478400466	0.00	82,972,198,971	0
7/24/09	157	85.900	8.478400466	0.30	82,972,198,971	248,916,597
9/22/80	158	85.600	8.532403017	0.00	83,500,684,315	0
9/25/80	158	85.600	8.532403017	0.00	83,500,684,315	0
10/12/80	158	85.600	8.532403017	0.00	83,500,684,315	0
6/13/82	158	85.600	8.532403017	0.00	83,500,684,315	0
7/8/82	158	85.600	8.532403017	0.00	83,500,684,315	0
8/26/82	158	85.600	8.532403017	0.00	83,500,684,315	0
10/16/87	158	85.600	8.532403017	0.00	83,500,684,315	0
10/17/87	158	85.600	8.532403017	0.00	83,500,684,315	0
10/18/87	158	85.600	8.532403017	0.00	83,500,684,315	0
8/31/99	158	85.600	8.532403017	0.00	83,500,684,315	0
6/3/01	158	85.600	8.532403017	0.00	83,500,684,315	0
8/21/05	158	85.600	8.532403017	0.00	83,500,684,315	0
8/26/05	158	85.600	8.532403017	0.00	83,500,684,315	0
10/18/05	158	85.600	8.532403017	0.00	83,500,684,315	0
8/6/08	158	85.600	8.532403017	0.00	83,500,684,315	0
7/23/09	158	85.600	8.532403017	0.00	83,500,684,315	0
7/31/09	158	85.600	8.532403017	0.00	83,500,684,315	0
9/17/09	158	85.600	8.532403017	0.40	83,500,684,315	334,002,737
9/21/80	159	85.200	8.586405568	0.00	84,029,169,659	0
10/11/80	159	85.200	8.586405568	0.00	84,029,169,659	0
8/25/81	159	85.200	8.586405568	0.00	84,029,169,659	0
9/10/81	159	85.200	8.586405568	0.00	84,029,169,659	0
10/25/81	159	85.200	8.586405568	0.00	84,029,169,659	0
6/9/82	159	85.200	8.586405568	0.00	84,029,169,659	0
10/8/82	159	85.200	8.586405568	0.00	84,029,169,659	0
10/13/87	159	85.200	8.586405568	0.00	84,029,169,659	0
10/14/87	159	85.200	8.586405568	0.00	84,029,169,659	0
10/15/87	159	85.200	8.586405568	0.00	84,029,169,659	0
9/8/95	159	85.200	8.586405568	0.00	84,029,169,659	0
6/17/98	159	85.200	8.586405568	0.00	84,029,169,659	0
8/30/99	159	85.200	8.586405568	0.00	84,029,169,659	0
10/17/99	159	85.200	8.586405568	0.00	84,029,169,659	0
6/2/01	159	85.200	8.586405568	0.00	84,029,169,659	0
7/30/05	159	85.200	8.586405568	0.00	84,029,169,659	0
5/20/06	159	85.200	8.586405568	0.00	84,029,169,659	0
8/7/07	159	85.200	8.586405568	0.00	84,029,169,659	0
10/2/08	159	85.200	8.586405568	0.00	84,029,169,659	0
6/21/09	159	85.200	8.586405568	0.00	84,029,169,659	0
8/5/09	159	85.200	8.586405568	0.30	84,029,169,659	252,087,509

FINAL—Whiskey Chitto Creek (Subsegment 030501) Fecal Coliform Bacteria TMDL  
 Origination Date: October 5, 2010

Date	Observed flow (cfs)	Percent exceedance for observed flow	Adjusted flow for entire basin (cfs)	Width for area under curves (%)	Allowable load to meet standard (MPN/day)	Area under TMDL curve (MPN/day)
10/10/80	160	84.900	8.640408119	0.00	84,557,655,002	0
8/28/81	160	84.900	8.640408119	0.00	84,557,655,002	0
9/19/82	160	84.900	8.640408119	0.00	84,557,655,002	0
6/10/85	160	84.900	8.640408119	0.00	84,557,655,002	0
10/12/87	160	84.900	8.640408119	0.00	84,557,655,002	0
7/3/98	160	84.900	8.640408119	0.00	84,557,655,002	0
9/29/99	160	84.900	8.640408119	0.00	84,557,655,002	0
10/5/99	160	84.900	8.640408119	0.00	84,557,655,002	0
6/13/00	160	84.900	8.640408119	0.00	84,557,655,002	0
6/30/00	160	84.900	8.640408119	0.00	84,557,655,002	0
5/23/01	160	84.900	8.640408119	0.00	84,557,655,002	0
5/24/01	160	84.900	8.640408119	0.00	84,557,655,002	0
9/14/04	160	84.900	8.640408119	0.00	84,557,655,002	0
7/2/05	160	84.900	8.640408119	0.00	84,557,655,002	0
8/11/05	160	84.900	8.640408119	0.30	84,557,655,002	253,672,965
9/19/80	161	84.600	8.694410669	0.00	85,086,140,346	0
9/20/80	161	84.600	8.694410669	0.00	85,086,140,346	0
10/9/80	161	84.600	8.694410669	0.00	85,086,140,346	0
8/17/81	161	84.600	8.694410669	0.00	85,086,140,346	0
9/21/81	161	84.600	8.694410669	0.00	85,086,140,346	0
10/6/81	161	84.600	8.694410669	0.00	85,086,140,346	0
10/14/81	161	84.600	8.694410669	0.00	85,086,140,346	0
10/28/81	161	84.600	8.694410669	0.00	85,086,140,346	0
7/23/82	161	84.600	8.694410669	0.00	85,086,140,346	0
9/20/82	161	84.600	8.694410669	0.00	85,086,140,346	0
10/11/87	161	84.600	8.694410669	0.00	85,086,140,346	0
6/16/98	161	84.600	8.694410669	0.00	85,086,140,346	0
8/29/99	161	84.600	8.694410669	0.00	85,086,140,346	0
9/15/99	161	84.600	8.694410669	0.00	85,086,140,346	0
6/11/00	161	84.600	8.694410669	0.00	85,086,140,346	0
6/12/00	161	84.600	8.694410669	0.00	85,086,140,346	0
6/1/01	161	84.600	8.694410669	0.00	85,086,140,346	0
10/17/05	161	84.600	8.694410669	0.00	85,086,140,346	0
8/28/08	161	84.600	8.694410669	0.00	85,086,140,346	0
6/20/09	161	84.600	8.694410669	0.00	85,086,140,346	0
8/1/09	161	84.600	8.694410669	0.00	85,086,140,346	0
9/16/09	161	84.600	8.694410669	0.40	85,086,140,346	340,344,561
9/18/80	162	84.200	8.74841322	0.00	85,614,625,690	0
10/8/80	162	84.200	8.74841322	0.00	85,614,625,690	0
6/9/85	162	84.200	8.74841322	0.00	85,614,625,690	0
10/10/87	162	84.200	8.74841322	0.00	85,614,625,690	0
5/27/96	162	84.200	8.74841322	0.00	85,614,625,690	0
9/18/99	162	84.200	8.74841322	0.00	85,614,625,690	0
6/15/00	162	84.200	8.74841322	0.00	85,614,625,690	0



FINAL—Whiskey Chitto Creek (Subsegment 030501) Fecal Coliform Bacteria TMDL  
 Origination Date: October 5, 2010

Date	Observed flow (cfs)	Percent exceedance for observed flow	Adjusted flow for entire basin (cfs)	Width for area under curves (%)	Allowable load to meet standard (MPN/day)	Area under TMDL curve (MPN/day)
7/11/00	162	84.200	8.74841322	0.00	85,614,625,690	0
5/22/01	162	84.200	8.74841322	0.00	85,614,625,690	0
5/26/01	162	84.200	8.74841322	0.00	85,614,625,690	0
8/27/01	162	84.200	8.74841322	0.00	85,614,625,690	0
7/12/02	162	84.200	8.74841322	0.00	85,614,625,690	0
6/30/05	162	84.200	8.74841322	0.00	85,614,625,690	0
7/1/05	162	84.200	8.74841322	0.00	85,614,625,690	0
6/20/06	162	84.200	8.74841322	0.00	85,614,625,690	0
8/28/06	162	84.200	8.74841322	0.00	85,614,625,690	0
8/19/08	162	84.200	8.74841322	0.00	85,614,625,690	0
8/21/08	162	84.200	8.74841322	0.30	85,614,625,690	256,843,877
10/7/80	163	83.900	8.802415771	0.00	86,143,111,034	0
10/13/81	163	83.900	8.802415771	0.00	86,143,111,034	0
10/19/82	163	83.900	8.802415771	0.00	86,143,111,034	0
10/9/87	163	83.900	8.802415771	0.00	86,143,111,034	0
6/15/98	163	83.900	8.802415771	0.00	86,143,111,034	0
7/4/98	163	83.900	8.802415771	0.00	86,143,111,034	0
9/1/99	163	83.900	8.802415771	0.00	86,143,111,034	0
9/3/99	163	83.900	8.802415771	0.00	86,143,111,034	0
9/17/99	163	83.900	8.802415771	0.00	86,143,111,034	0
10/8/99	163	83.900	8.802415771	0.00	86,143,111,034	0
5/30/01	163	83.900	8.802415771	0.00	86,143,111,034	0
5/31/01	163	83.900	8.802415771	0.00	86,143,111,034	0
6/4/01	163	83.900	8.802415771	0.00	86,143,111,034	0
7/24/02	163	83.900	8.802415771	0.00	86,143,111,034	0
9/9/07	163	83.900	8.802415771	0.00	86,143,111,034	0
6/19/09	163	83.900	8.802415771	0.30	86,143,111,034	258,429,333
9/17/80	164	83.600	8.856418322	0.00	86,671,596,377	0
8/16/81	164	83.600	8.856418322	0.00	86,671,596,377	0
6/8/82	164	83.600	8.856418322	0.00	86,671,596,377	0
7/7/82	164	83.600	8.856418322	0.00	86,671,596,377	0
8/25/82	164	83.600	8.856418322	0.00	86,671,596,377	0
9/29/82	164	83.600	8.856418322	0.00	86,671,596,377	0
10/26/87	164	83.600	8.856418322	0.00	86,671,596,377	0
9/7/95	164	83.600	8.856418322	0.00	86,671,596,377	0
5/26/96	164	83.600	8.856418322	0.00	86,671,596,377	0
8/28/99	164	83.600	8.856418322	0.00	86,671,596,377	0
9/2/99	164	83.600	8.856418322	0.00	86,671,596,377	0
5/25/01	164	83.600	8.856418322	0.00	86,671,596,377	0
6/5/01	164	83.600	8.856418322	0.00	86,671,596,377	0
8/26/01	164	83.600	8.856418322	0.00	86,671,596,377	0
6/29/05	164	83.600	8.856418322	0.00	86,671,596,377	0
8/25/05	164	83.600	8.856418322	0.00	86,671,596,377	0
5/21/08	164	83.600	8.856418322	0.00	86,671,596,377	0

FINAL—Whiskey Chitto Creek (Subsegment 030501) Fecal Coliform Bacteria TMDL  
 Origination Date: October 5, 2010

Date	Observed flow (cfs)	Percent exceedance for observed flow	Adjusted flow for entire basin (cfs)	Width for area under curves (%)	Allowable load to meet standard (MPN/day)	Area under TMDL curve (MPN/day)
10/1/08	164	83.600	8.856418322	0.00	86,671,596,377	0
7/22/09	164	83.600	8.856418322	0.40	86,671,596,377	346,686,386
8/15/81	165	83.200	8.910420872	0.00	87,200,081,721	0
9/16/81	165	83.200	8.910420872	0.00	87,200,081,721	0
10/7/87	165	83.200	8.910420872	0.00	87,200,081,721	0
10/8/87	165	83.200	8.910420872	0.00	87,200,081,721	0
9/5/95	165	83.200	8.910420872	0.00	87,200,081,721	0
9/6/95	165	83.200	8.910420872	0.00	87,200,081,721	0
5/25/96	165	83.200	8.910420872	0.00	87,200,081,721	0
8/12/98	165	83.200	8.910420872	0.00	87,200,081,721	0
8/27/99	165	83.200	8.910420872	0.00	87,200,081,721	0
10/16/99	165	83.200	8.910420872	0.00	87,200,081,721	0
6/10/00	165	83.200	8.910420872	0.00	87,200,081,721	0
6/14/00	165	83.200	8.910420872	0.00	87,200,081,721	0
6/27/00	165	83.200	8.910420872	0.00	87,200,081,721	0
5/21/01	165	83.200	8.910420872	0.00	87,200,081,721	0
8/25/01	165	83.200	8.910420872	0.00	87,200,081,721	0
7/11/02	165	83.200	8.910420872	0.00	87,200,081,721	0
7/22/05	165	83.200	8.910420872	0.00	87,200,081,721	0
10/16/05	165	83.200	8.910420872	0.00	87,200,081,721	0
8/26/06	165	83.200	8.910420872	0.00	87,200,081,721	0
6/18/09	165	83.200	8.910420872	0.00	87,200,081,721	0
7/21/09	165	83.200	8.910420872	0.40	87,200,081,721	348,800,327
10/6/80	166	82.800	8.964423423	0.00	87,728,567,065	0
7/22/82	166	82.800	8.964423423	0.00	87,728,567,065	0
6/17/85	166	82.800	8.964423423	0.00	87,728,567,065	0
10/6/87	166	82.800	8.964423423	0.00	87,728,567,065	0
9/4/95	166	82.800	8.964423423	0.00	87,728,567,065	0
5/28/96	166	82.800	8.964423423	0.00	87,728,567,065	0
6/14/98	166	82.800	8.964423423	0.00	87,728,567,065	0
8/18/98	166	82.800	8.964423423	0.00	87,728,567,065	0
9/4/99	166	82.800	8.964423423	0.00	87,728,567,065	0
9/14/99	166	82.800	8.964423423	0.00	87,728,567,065	0
7/10/02	166	82.800	8.964423423	0.00	87,728,567,065	0
7/23/02	166	82.800	8.964423423	0.00	87,728,567,065	0
6/27/05	166	82.800	8.964423423	0.00	87,728,567,065	0
6/28/05	166	82.800	8.964423423	0.00	87,728,567,065	0
5/19/06	166	82.800	8.964423423	0.00	87,728,567,065	0
8/27/06	166	82.800	8.964423423	0.30	87,728,567,065	263,185,701
9/6/80	167	82.500	9.018425974	0.00	88,257,052,409	0
9/7/80	167	82.500	9.018425974	0.00	88,257,052,409	0
9/16/80	167	82.500	9.018425974	0.00	88,257,052,409	0
8/14/81	167	82.500	9.018425974	0.00	88,257,052,409	0
6/16/82	167	82.500	9.018425974	0.00	88,257,052,409	0

FINAL—Whiskey Chitto Creek (Subsegment 030501) Fecal Coliform Bacteria TMDL  
 Origination Date: October 5, 2010

Date	Observed flow (cfs)	Percent exceedance for observed flow	Adjusted flow for entire basin (cfs)	Width for area under curves (%)	Allowable load to meet standard (MPN/day)	Area under TMDL curve (MPN/day)
6/7/85	167	82.500	9.018425974	0.00	88,257,052,409	0
9/5/99	167	82.500	9.018425974	0.00	88,257,052,409	0
6/28/00	167	82.500	9.018425974	0.00	88,257,052,409	0
7/10/00	167	82.500	9.018425974	0.00	88,257,052,409	0
6/22/02	167	82.500	9.018425974	0.00	88,257,052,409	0
6/25/02	167	82.500	9.018425974	0.00	88,257,052,409	0
10/29/04	167	82.500	9.018425974	0.20	88,257,052,409	176,514,105
8/28/80	168	82.300	9.072428524	0.00	88,785,537,752	0
8/29/80	168	82.300	9.072428524	0.00	88,785,537,752	0
8/30/80	168	82.300	9.072428524	0.00	88,785,537,752	0
9/4/80	168	82.300	9.072428524	0.00	88,785,537,752	0
9/5/80	168	82.300	9.072428524	0.00	88,785,537,752	0
9/9/81	168	82.300	9.072428524	0.00	88,785,537,752	0
6/7/82	168	82.300	9.072428524	0.00	88,785,537,752	0
6/16/85	168	82.300	9.072428524	0.00	88,785,537,752	0
8/13/85	168	82.300	9.072428524	0.00	88,785,537,752	0
10/5/87	168	82.300	9.072428524	0.00	88,785,537,752	0
9/2/95	168	82.300	9.072428524	0.00	88,785,537,752	0
9/3/95	168	82.300	9.072428524	0.00	88,785,537,752	0
5/24/96	168	82.300	9.072428524	0.00	88,785,537,752	0
7/18/98	168	82.300	9.072428524	0.00	88,785,537,752	0
8/23/99	168	82.300	9.072428524	0.00	88,785,537,752	0
9/30/99	168	82.300	9.072428524	0.00	88,785,537,752	0
5/20/01	168	82.300	9.072428524	0.00	88,785,537,752	0
8/24/01	168	82.300	9.072428524	0.00	88,785,537,752	0
8/28/01	168	82.300	9.072428524	0.00	88,785,537,752	0
7/31/06	168	82.300	9.072428524	0.30	88,785,537,752	266,356,613
8/25/80	169	82.000	9.126431075	0.00	89,314,023,096	0
8/26/80	169	82.000	9.126431075	0.00	89,314,023,096	0
8/27/80	169	82.000	9.126431075	0.00	89,314,023,096	0
9/2/80	169	82.000	9.126431075	0.00	89,314,023,096	0
9/3/80	169	82.000	9.126431075	0.00	89,314,023,096	0
10/3/81	169	82.000	9.126431075	0.00	89,314,023,096	0
7/21/82	169	82.000	9.126431075	0.00	89,314,023,096	0
9/20/84	169	82.000	9.126431075	0.00	89,314,023,096	0
6/6/85	169	82.000	9.126431075	0.00	89,314,023,096	0
8/14/85	169	82.000	9.126431075	0.00	89,314,023,096	0
9/2/85	169	82.000	9.126431075	0.00	89,314,023,096	0
10/7/86	169	82.000	9.126431075	0.00	89,314,023,096	0
10/8/86	169	82.000	9.126431075	0.00	89,314,023,096	0
10/11/86	169	82.000	9.126431075	0.00	89,314,023,096	0
10/4/87	169	82.000	9.126431075	0.00	89,314,023,096	0
6/12/96	169	82.000	9.126431075	0.00	89,314,023,096	0
9/21/97	169	82.000	9.126431075	0.00	89,314,023,096	0

FINAL—Whiskey Chitto Creek (Subsegment 030501) Fecal Coliform Bacteria TMDL  
 Origination Date: October 5, 2010

Date	Observed flow (cfs)	Percent exceedance for observed flow	Adjusted flow for entire basin (cfs)	Width for area under curves (%)	Allowable load to meet standard (MPN/day)	Area under TMDL curve (MPN/day)
9/22/97	169	82.000	9.126431075	0.00	89,314,023,096	0
6/13/98	169	82.000	9.126431075	0.00	89,314,023,096	0
8/26/99	169	82.000	9.126431075	0.00	89,314,023,096	0
6/8/00	169	82.000	9.126431075	0.00	89,314,023,096	0
6/9/00	169	82.000	9.126431075	0.00	89,314,023,096	0
6/26/05	169	82.000	9.126431075	0.00	89,314,023,096	0
9/21/07	169	82.000	9.126431075	0.00	89,314,023,096	0
6/17/09	169	82.000	9.126431075	0.50	89,314,023,096	446,570,115
8/23/80	170	81.500	9.180433626	0.00	89,842,508,440	0
8/24/80	170	81.500	9.180433626	0.00	89,842,508,440	0
8/31/80	170	81.500	9.180433626	0.00	89,842,508,440	0
9/1/80	170	81.500	9.180433626	0.00	89,842,508,440	0
9/15/80	170	81.500	9.180433626	0.00	89,842,508,440	0
6/3/81	170	81.500	9.180433626	0.00	89,842,508,440	0
9/19/84	170	81.500	9.180433626	0.00	89,842,508,440	0
6/8/85	170	81.500	9.180433626	0.00	89,842,508,440	0
9/13/86	170	81.500	9.180433626	0.00	89,842,508,440	0
10/9/86	170	81.500	9.180433626	0.00	89,842,508,440	0
10/10/86	170	81.500	9.180433626	0.00	89,842,508,440	0
10/27/87	170	81.500	9.180433626	0.00	89,842,508,440	0
5/23/96	170	81.500	9.180433626	0.00	89,842,508,440	0
5/29/96	170	81.500	9.180433626	0.00	89,842,508,440	0
9/20/97	170	81.500	9.180433626	0.00	89,842,508,440	0
8/21/99	170	81.500	9.180433626	0.00	89,842,508,440	0
8/22/99	170	81.500	9.180433626	0.00	89,842,508,440	0
10/4/99	170	81.500	9.180433626	0.00	89,842,508,440	0
6/23/02	170	81.500	9.180433626	0.00	89,842,508,440	0
6/24/02	170	81.500	9.180433626	0.00	89,842,508,440	0
7/9/02	170	81.500	9.180433626	0.00	89,842,508,440	0
10/26/03	170	81.500	9.180433626	0.00	89,842,508,440	0
10/27/03	170	81.500	9.180433626	0.00	89,842,508,440	0
10/28/03	170	81.500	9.180433626	0.00	89,842,508,440	0
10/29/03	170	81.500	9.180433626	0.00	89,842,508,440	0
9/12/04	170	81.500	9.180433626	0.00	89,842,508,440	0
10/15/05	170	81.500	9.180433626	0.00	89,842,508,440	0
9/25/06	170	81.500	9.180433626	0.50	89,842,508,440	449,212,542
8/22/80	171	81.000	9.234436177	0.00	90,370,993,784	0
8/13/81	171	81.000	9.234436177	0.00	90,370,993,784	0
10/26/81	171	81.000	9.234436177	0.00	90,370,993,784	0
6/6/82	171	81.000	9.234436177	0.00	90,370,993,784	0
9/18/84	171	81.000	9.234436177	0.00	90,370,993,784	0
9/14/86	171	81.000	9.234436177	0.00	90,370,993,784	0
10/6/86	171	81.000	9.234436177	0.00	90,370,993,784	0
10/3/87	171	81.000	9.234436177	0.00	90,370,993,784	0

FINAL—Whiskey Chitto Creek (Subsegment 030501) Fecal Coliform Bacteria TMDL  
 Origination Date: October 5, 2010

Date	Observed flow (cfs)	Percent exceedance for observed flow	Adjusted flow for entire basin (cfs)	Width for area under curves (%)	Allowable load to meet standard (MPN/day)	Area under TMDL curve (MPN/day)
6/13/96	171	81.000	9.234436177	0.00	90,370,993,784	0
9/19/97	171	81.000	9.234436177	0.00	90,370,993,784	0
7/16/98	171	81.000	9.234436177	0.00	90,370,993,784	0
8/24/99	171	81.000	9.234436177	0.00	90,370,993,784	0
9/13/99	171	81.000	9.234436177	0.00	90,370,993,784	0
5/19/01	171	81.000	9.234436177	0.00	90,370,993,784	0
5/27/01	171	81.000	9.234436177	0.00	90,370,993,784	0
8/23/01	171	81.000	9.234436177	0.00	90,370,993,784	0
8/29/01	171	81.000	9.234436177	0.00	90,370,993,784	0
10/25/03	171	81.000	9.234436177	0.00	90,370,993,784	0
10/30/03	171	81.000	9.234436177	0.00	90,370,993,784	0
10/31/03	171	81.000	9.234436177	0.00	90,370,993,784	0
7/23/05	171	81.000	9.234436177	0.00	90,370,993,784	0
7/9/06	171	81.000	9.234436177	0.40	90,370,993,784	361,483,975
8/20/80	172	80.600	9.288438727	0.00	90,899,479,128	0
8/21/80	172	80.600	9.288438727	0.00	90,899,479,128	0
10/5/80	172	80.600	9.288438727	0.00	90,899,479,128	0
9/20/81	172	80.600	9.288438727	0.00	90,899,479,128	0
10/12/81	172	80.600	9.288438727	0.00	90,899,479,128	0
8/24/82	172	80.600	9.288438727	0.00	90,899,479,128	0
9/17/84	172	80.600	9.288438727	0.00	90,899,479,128	0
6/11/85	172	80.600	9.288438727	0.00	90,899,479,128	0
6/15/85	172	80.600	9.288438727	0.00	90,899,479,128	0
9/1/85	172	80.600	9.288438727	0.00	90,899,479,128	0
9/12/86	172	80.600	9.288438727	0.00	90,899,479,128	0
7/28/95	172	80.600	9.288438727	0.00	90,899,479,128	0
9/1/95	172	80.600	9.288438727	0.00	90,899,479,128	0
9/30/95	172	80.600	9.288438727	0.00	90,899,479,128	0
5/22/96	172	80.600	9.288438727	0.00	90,899,479,128	0
9/18/97	172	80.600	9.288438727	0.00	90,899,479,128	0
6/12/98	172	80.600	9.288438727	0.00	90,899,479,128	0
8/20/99	172	80.600	9.288438727	0.00	90,899,479,128	0
6/20/02	172	80.600	9.288438727	0.00	90,899,479,128	0
6/21/02	172	80.600	9.288438727	0.00	90,899,479,128	0
10/24/03	172	80.600	9.288438727	0.00	90,899,479,128	0
7/29/05	172	80.600	9.288438727	0.00	90,899,479,128	0
9/29/07	172	80.600	9.288438727	0.00	90,899,479,128	0
9/30/08	172	80.600	9.288438727	0.00	90,899,479,128	0
6/16/09	172	80.600	9.288438727	0.50	90,899,479,128	454,497,396
8/19/80	173	80.100	9.342441278	0.00	91,427,964,471	0
9/14/80	173	80.100	9.342441278	0.00	91,427,964,471	0
9/26/80	173	80.100	9.342441278	0.00	91,427,964,471	0
9/18/82	173	80.100	9.342441278	0.00	91,427,964,471	0
9/11/86	173	80.100	9.342441278	0.00	91,427,964,471	0

FINAL—Whiskey Chitto Creek (Subsegment 030501) Fecal Coliform Bacteria TMDL  
 Origination Date: October 5, 2010

Date	Observed flow (cfs)	Percent exceedance for observed flow	Adjusted flow for entire basin (cfs)	Width for area under curves (%)	Allowable load to meet standard (MPN/day)	Area under TMDL curve (MPN/day)
10/2/87	173	80.100	9.342441278	0.00	91,427,964,471	0
6/11/96	173	80.100	9.342441278	0.00	91,427,964,471	0
8/25/99	173	80.100	9.342441278	0.00	91,427,964,471	0
6/7/00	173	80.100	9.342441278	0.00	91,427,964,471	0
6/18/00	173	80.100	9.342441278	0.00	91,427,964,471	0
8/22/01	173	80.100	9.342441278	0.00	91,427,964,471	0
7/21/05	173	80.100	9.342441278	0.20	91,427,964,471	182,855,929
10/27/81	174	79.900	9.396443829	0.00	91,956,449,815	0
6/5/82	174	79.900	9.396443829	0.00	91,956,449,815	0
9/28/82	174	79.900	9.396443829	0.00	91,956,449,815	0
9/7/86	174	79.900	9.396443829	0.00	91,956,449,815	0
10/5/86	174	79.900	9.396443829	0.00	91,956,449,815	0
10/1/87	174	79.900	9.396443829	0.00	91,956,449,815	0
9/17/97	174	79.900	9.396443829	0.00	91,956,449,815	0
10/15/99	174	79.900	9.396443829	0.00	91,956,449,815	0
6/19/02	174	79.900	9.396443829	0.00	91,956,449,815	0
10/23/03	174	79.900	9.396443829	0.00	91,956,449,815	0
6/25/05	174	79.900	9.396443829	0.00	91,956,449,815	0
10/25/07	174	79.900	9.396443829	0.00	91,956,449,815	0
8/2/09	174	79.900	9.396443829	0.20	91,956,449,815	183,912,900
8/18/80	175	79.700	9.45044638	0.00	92,484,935,159	0
9/28/80	175	79.700	9.45044638	0.00	92,484,935,159	0
6/2/81	175	79.700	9.45044638	0.00	92,484,935,159	0
8/12/81	175	79.700	9.45044638	0.00	92,484,935,159	0
7/6/82	175	79.700	9.45044638	0.00	92,484,935,159	0
7/14/82	175	79.700	9.45044638	0.00	92,484,935,159	0
10/18/82	175	79.700	9.45044638	0.00	92,484,935,159	0
9/16/84	175	79.700	9.45044638	0.00	92,484,935,159	0
9/6/86	175	79.700	9.45044638	0.00	92,484,935,159	0
9/19/86	175	79.700	9.45044638	0.00	92,484,935,159	0
9/30/87	175	79.700	9.45044638	0.00	92,484,935,159	0
10/19/90	175	79.700	9.45044638	0.00	92,484,935,159	0
10/20/90	175	79.700	9.45044638	0.00	92,484,935,159	0
5/21/96	175	79.700	9.45044638	0.00	92,484,935,159	0
6/14/96	175	79.700	9.45044638	0.00	92,484,935,159	0
9/16/97	175	79.700	9.45044638	0.00	92,484,935,159	0
10/6/97	175	79.700	9.45044638	0.00	92,484,935,159	0
10/7/97	175	79.700	9.45044638	0.00	92,484,935,159	0
6/4/98	175	79.700	9.45044638	0.00	92,484,935,159	0
6/5/98	175	79.700	9.45044638	0.00	92,484,935,159	0
7/8/02	175	79.700	9.45044638	0.00	92,484,935,159	0
9/13/04	175	79.700	9.45044638	0.00	92,484,935,159	0
10/14/05	175	79.700	9.45044638	0.00	92,484,935,159	0
5/18/06	175	79.700	9.45044638	0.00	92,484,935,159	0

FINAL—Whiskey Chitto Creek (Subsegment 030501) Fecal Coliform Bacteria TMDL  
 Origination Date: October 5, 2010

Date	Observed flow (cfs)	Percent exceedance for observed flow	Adjusted flow for entire basin (cfs)	Width for area under curves (%)	Allowable load to meet standard (MPN/day)	Area under TMDL curve (MPN/day)
7/27/07	175	79.700	9.45044638	0.00	92,484,935,159	0
8/6/07	175	79.700	9.45044638	0.00	92,484,935,159	0
6/15/09	175	79.700	9.45044638	0.50	92,484,935,159	462,424,676
8/17/80	176	79.200	9.50444893	0.00	93,013,420,503	0
7/10/82	176	79.200	9.50444893	0.00	93,013,420,503	0
9/21/84	176	79.200	9.50444893	0.00	93,013,420,503	0
8/2/85	176	79.200	9.50444893	0.00	93,013,420,503	0
8/12/85	176	79.200	9.50444893	0.00	93,013,420,503	0
8/31/85	176	79.200	9.50444893	0.00	93,013,420,503	0
9/5/86	176	79.200	9.50444893	0.00	93,013,420,503	0
9/18/86	176	79.200	9.50444893	0.00	93,013,420,503	0
10/22/86	176	79.200	9.50444893	0.00	93,013,420,503	0
10/18/90	176	79.200	9.50444893	0.00	93,013,420,503	0
10/7/93	176	79.200	9.50444893	0.00	93,013,420,503	0
10/8/93	176	79.200	9.50444893	0.00	93,013,420,503	0
9/15/97	176	79.200	9.50444893	0.00	93,013,420,503	0
10/5/97	176	79.200	9.50444893	0.00	93,013,420,503	0
10/8/97	176	79.200	9.50444893	0.00	93,013,420,503	0
10/9/97	176	79.200	9.50444893	0.00	93,013,420,503	0
6/3/98	176	79.200	9.50444893	0.00	93,013,420,503	0
9/9/99	176	79.200	9.50444893	0.00	93,013,420,503	0
7/9/00	176	79.200	9.50444893	0.00	93,013,420,503	0
9/17/00	176	79.200	9.50444893	0.00	93,013,420,503	0
5/29/01	176	79.200	9.50444893	0.00	93,013,420,503	0
6/6/01	176	79.200	9.50444893	0.00	93,013,420,503	0
9/17/02	176	79.200	9.50444893	0.00	93,013,420,503	0
10/22/03	176	79.200	9.50444893	0.00	93,013,420,503	0
8/23/06	176	79.200	9.50444893	0.00	93,013,420,503	0
9/28/06	176	79.200	9.50444893	0.50	93,013,420,503	465,067,103
8/16/80	177	78.700	9.558451481	0.00	93,541,905,846	0
6/5/85	177	78.700	9.558451481	0.00	93,541,905,846	0
8/11/85	177	78.700	9.558451481	0.00	93,541,905,846	0
8/15/85	177	78.700	9.558451481	0.00	93,541,905,846	0
9/4/86	177	78.700	9.558451481	0.00	93,541,905,846	0
9/29/87	177	78.700	9.558451481	0.00	93,541,905,846	0
10/16/90	177	78.700	9.558451481	0.00	93,541,905,846	0
10/17/90	177	78.700	9.558451481	0.00	93,541,905,846	0
10/6/93	177	78.700	9.558451481	0.00	93,541,905,846	0
10/9/93	177	78.700	9.558451481	0.00	93,541,905,846	0
10/10/93	177	78.700	9.558451481	0.00	93,541,905,846	0
5/30/96	177	78.700	9.558451481	0.00	93,541,905,846	0
8/19/99	177	78.700	9.558451481	0.00	93,541,905,846	0
6/26/00	177	78.700	9.558451481	0.00	93,541,905,846	0
5/18/01	177	78.700	9.558451481	0.00	93,541,905,846	0

FINAL—Whiskey Chitto Creek (Subsegment 030501) Fecal Coliform Bacteria TMDL  
 Origination Date: October 5, 2010

Date	Observed flow (cfs)	Percent exceedance for observed flow	Adjusted flow for entire basin (cfs)	Width for area under curves (%)	Allowable load to meet standard (MPN/day)	Area under TMDL curve (MPN/day)
7/22/02	177	78.700	9.558451481	0.00	93,541,905,846	0
9/16/02	177	78.700	9.558451481	0.00	93,541,905,846	0
10/5/03	177	78.700	9.558451481	0.00	93,541,905,846	0
10/6/03	177	78.700	9.558451481	0.00	93,541,905,846	0
10/21/03	177	78.700	9.558451481	0.00	93,541,905,846	0
7/26/07	177	78.700	9.558451481	0.00	93,541,905,846	0
8/4/09	177	78.700	9.558451481	0.40	93,541,905,846	374,167,623
8/14/80	178	78.300	9.612454032	0.00	94,070,391,190	0
8/15/80	178	78.300	9.612454032	0.00	94,070,391,190	0
9/13/80	178	78.300	9.612454032	0.00	94,070,391,190	0
6/4/82	178	78.300	9.612454032	0.00	94,070,391,190	0
9/15/84	178	78.300	9.612454032	0.00	94,070,391,190	0
8/1/85	178	78.300	9.612454032	0.00	94,070,391,190	0
9/3/86	178	78.300	9.612454032	0.00	94,070,391,190	0
10/4/86	178	78.300	9.612454032	0.00	94,070,391,190	0
10/12/86	178	78.300	9.612454032	0.00	94,070,391,190	0
9/9/87	178	78.300	9.612454032	0.00	94,070,391,190	0
9/10/87	178	78.300	9.612454032	0.00	94,070,391,190	0
9/28/87	178	78.300	9.612454032	0.00	94,070,391,190	0
10/11/90	178	78.300	9.612454032	0.00	94,070,391,190	0
10/12/90	178	78.300	9.612454032	0.00	94,070,391,190	0
10/15/90	178	78.300	9.612454032	0.00	94,070,391,190	0
10/5/93	178	78.300	9.612454032	0.00	94,070,391,190	0
10/11/93	178	78.300	9.612454032	0.00	94,070,391,190	0
8/14/95	178	78.300	9.612454032	0.00	94,070,391,190	0
8/9/96	178	78.300	9.612454032	0.00	94,070,391,190	0
8/10/96	178	78.300	9.612454032	0.00	94,070,391,190	0
10/4/97	178	78.300	9.612454032	0.00	94,070,391,190	0
10/10/97	178	78.300	9.612454032	0.00	94,070,391,190	0
10/23/97	178	78.300	9.612454032	0.00	94,070,391,190	0
6/2/98	178	78.300	9.612454032	0.00	94,070,391,190	0
6/8/98	178	78.300	9.612454032	0.00	94,070,391,190	0
6/11/98	178	78.300	9.612454032	0.00	94,070,391,190	0
8/18/99	178	78.300	9.612454032	0.00	94,070,391,190	0
10/1/99	178	78.300	9.612454032	0.00	94,070,391,190	0
8/21/01	178	78.300	9.612454032	0.00	94,070,391,190	0
6/18/02	178	78.300	9.612454032	0.00	94,070,391,190	0
7/14/02	178	78.300	9.612454032	0.00	94,070,391,190	0
9/15/02	178	78.300	9.612454032	0.00	94,070,391,190	0
9/18/02	178	78.300	9.612454032	0.00	94,070,391,190	0
10/20/03	178	78.300	9.612454032	0.00	94,070,391,190	0
6/24/05	178	78.300	9.612454032	0.00	94,070,391,190	0
8/20/05	178	78.300	9.612454032	0.00	94,070,391,190	0
9/13/07	178	78.300	9.612454032	0.70	94,070,391,190	658,492,738



FINAL—Whiskey Chitto Creek (Subsegment 030501) Fecal Coliform Bacteria TMDL  
 Origination Date: October 5, 2010

Date	Observed flow (cfs)	Percent exceedance for observed flow	Adjusted flow for entire basin (cfs)	Width for area under curves (%)	Allowable load to meet standard (MPN/day)	Area under TMDL curve (MPN/day)
8/13/80	179	77.600	9.666456583	0.00	94,598,876,534	0
10/4/80	179	77.600	9.666456583	0.00	94,598,876,534	0
8/11/81	179	77.600	9.666456583	0.00	94,598,876,534	0
7/31/85	179	77.600	9.666456583	0.00	94,598,876,534	0
8/10/85	179	77.600	9.666456583	0.00	94,598,876,534	0
9/2/86	179	77.600	9.666456583	0.00	94,598,876,534	0
9/10/86	179	77.600	9.666456583	0.00	94,598,876,534	0
9/11/87	179	77.600	9.666456583	0.00	94,598,876,534	0
10/13/90	179	77.600	9.666456583	0.00	94,598,876,534	0
10/14/90	179	77.600	9.666456583	0.00	94,598,876,534	0
5/20/96	179	77.600	9.666456583	0.00	94,598,876,534	0
9/12/97	179	77.600	9.666456583	0.00	94,598,876,534	0
9/14/97	179	77.600	9.666456583	0.00	94,598,876,534	0
9/23/97	179	77.600	9.666456583	0.00	94,598,876,534	0
10/22/97	179	77.600	9.666456583	0.00	94,598,876,534	0
6/7/98	179	77.600	9.666456583	0.00	94,598,876,534	0
9/6/99	179	77.600	9.666456583	0.00	94,598,876,534	0
9/10/99	179	77.600	9.666456583	0.00	94,598,876,534	0
6/4/00	179	77.600	9.666456583	0.00	94,598,876,534	0
6/6/00	179	77.600	9.666456583	0.00	94,598,876,534	0
10/4/03	179	77.600	9.666456583	0.00	94,598,876,534	0
10/9/03	179	77.600	9.666456583	0.00	94,598,876,534	0
10/19/03	179	77.600	9.666456583	0.00	94,598,876,534	0
10/27/04	179	77.600	9.666456583	0.00	94,598,876,534	0
8/20/08	179	77.600	9.666456583	0.40	94,598,876,534	378,395,506
8/12/80	180	77.200	9.720459133	0.00	95,127,361,878	0
6/4/81	180	77.200	9.720459133	0.00	95,127,361,878	0
9/20/86	180	77.200	9.720459133	0.00	95,127,361,878	0
10/21/86	180	77.200	9.720459133	0.00	95,127,361,878	0
10/23/86	180	77.200	9.720459133	0.00	95,127,361,878	0
10/3/90	180	77.200	9.720459133	0.00	95,127,361,878	0
10/4/90	180	77.200	9.720459133	0.00	95,127,361,878	0
10/5/90	180	77.200	9.720459133	0.00	95,127,361,878	0
10/6/90	180	77.200	9.720459133	0.00	95,127,361,878	0
10/10/90	180	77.200	9.720459133	0.00	95,127,361,878	0
10/4/93	180	77.200	9.720459133	0.00	95,127,361,878	0
10/3/97	180	77.200	9.720459133	0.00	95,127,361,878	0
6/1/98	180	77.200	9.720459133	0.00	95,127,361,878	0
8/17/99	180	77.200	9.720459133	0.00	95,127,361,878	0
5/13/01	180	77.200	9.720459133	0.00	95,127,361,878	0
7/7/02	180	77.200	9.720459133	0.00	95,127,361,878	0
10/3/03	180	77.200	9.720459133	0.00	95,127,361,878	0
8/19/04	180	77.200	9.720459133	0.00	95,127,361,878	0
9/11/04	180	77.200	9.720459133	0.00	95,127,361,878	0

FINAL—Whiskey Chitto Creek (Subsegment 030501) Fecal Coliform Bacteria TMDL  
 Origination Date: October 5, 2010

Date	Observed flow (cfs)	Percent exceedance for observed flow	Adjusted flow for entire basin (cfs)	Width for area under curves (%)	Allowable load to meet standard (MPN/day)	Area under TMDL curve (MPN/day)
10/21/04	180	77.200	9.720459133	0.00	95,127,361,878	0
7/13/05	180	77.200	9.720459133	0.00	95,127,361,878	0
7/20/05	180	77.200	9.720459133	0.00	95,127,361,878	0
5/17/06	180	77.200	9.720459133	0.00	95,127,361,878	0
8/29/06	180	77.200	9.720459133	0.00	95,127,361,878	0
8/27/08	180	77.200	9.720459133	0.00	95,127,361,878	0
6/14/09	180	77.200	9.720459133	0.50	95,127,361,878	475,636,809
8/11/80	181	76.700	9.774461684	0.00	95,655,847,221	0
6/1/81	181	76.700	9.774461684	0.00	95,655,847,221	0
9/14/84	181	76.700	9.774461684	0.00	95,655,847,221	0
8/30/85	181	76.700	9.774461684	0.00	95,655,847,221	0
9/1/86	181	76.700	9.774461684	0.00	95,655,847,221	0
9/8/87	181	76.700	9.774461684	0.00	95,655,847,221	0
9/27/87	181	76.700	9.774461684	0.00	95,655,847,221	0
10/2/90	181	76.700	9.774461684	0.00	95,655,847,221	0
6/8/96	181	76.700	9.774461684	0.00	95,655,847,221	0
6/9/96	181	76.700	9.774461684	0.00	95,655,847,221	0
6/10/96	181	76.700	9.774461684	0.00	95,655,847,221	0
10/17/96	181	76.700	9.774461684	0.00	95,655,847,221	0
10/18/96	181	76.700	9.774461684	0.00	95,655,847,221	0
10/19/96	181	76.700	9.774461684	0.00	95,655,847,221	0
9/2/97	181	76.700	9.774461684	0.00	95,655,847,221	0
9/11/97	181	76.700	9.774461684	0.00	95,655,847,221	0
9/13/97	181	76.700	9.774461684	0.00	95,655,847,221	0
10/11/97	181	76.700	9.774461684	0.00	95,655,847,221	0
10/21/97	181	76.700	9.774461684	0.00	95,655,847,221	0
9/12/99	181	76.700	9.774461684	0.00	95,655,847,221	0
6/5/00	181	76.700	9.774461684	0.00	95,655,847,221	0
6/26/02	181	76.700	9.774461684	0.00	95,655,847,221	0
9/14/02	181	76.700	9.774461684	0.00	95,655,847,221	0
10/8/03	181	76.700	9.774461684	0.00	95,655,847,221	0
10/20/04	181	76.700	9.774461684	0.00	95,655,847,221	0
10/28/04	181	76.700	9.774461684	0.00	95,655,847,221	0
7/3/05	181	76.700	9.774461684	0.00	95,655,847,221	0
8/16/05	181	76.700	9.774461684	0.00	95,655,847,221	0
10/13/05	181	76.700	9.774461684	0.00	95,655,847,221	0
5/31/06	181	76.700	9.774461684	0.00	95,655,847,221	0
8/10/06	181	76.700	9.774461684	0.00	95,655,847,221	0
9/29/08	181	76.700	9.774461684	0.60	95,655,847,221	573,935,083
9/12/80	182	76.100	9.828464235	0.00	96,184,332,565	0
6/3/82	182	76.100	9.828464235	0.00	96,184,332,565	0
8/23/82	182	76.100	9.828464235	0.00	96,184,332,565	0
9/27/85	182	76.100	9.828464235	0.00	96,184,332,565	0
8/31/86	182	76.100	9.828464235	0.00	96,184,332,565	0

FINAL—Whiskey Chitto Creek (Subsegment 030501) Fecal Coliform Bacteria TMDL  
 Origination Date: October 5, 2010

Date	Observed flow (cfs)	Percent exceedance for observed flow	Adjusted flow for entire basin (cfs)	Width for area under curves (%)	Allowable load to meet standard (MPN/day)	Area under TMDL curve (MPN/day)
10/24/86	182	76.100	9.828464235	0.00	96,184,332,565	0
8/27/87	182	76.100	9.828464235	0.00	96,184,332,565	0
10/3/93	182	76.100	9.828464235	0.00	96,184,332,565	0
5/19/96	182	76.100	9.828464235	0.00	96,184,332,565	0
10/20/96	182	76.100	9.828464235	0.00	96,184,332,565	0
5/31/98	182	76.100	9.828464235	0.00	96,184,332,565	0
8/25/98	182	76.100	9.828464235	0.00	96,184,332,565	0
8/16/99	182	76.100	9.828464235	0.00	96,184,332,565	0
8/20/01	182	76.100	9.828464235	0.00	96,184,332,565	0
10/18/03	182	76.100	9.828464235	0.00	96,184,332,565	0
7/18/05	182	76.100	9.828464235	0.30	96,184,332,565	288,552,998
8/10/80	183	75.800	9.882466786	0.00	96,712,817,909	0
9/8/81	183	75.800	9.882466786	0.00	96,712,817,909	0
9/13/84	183	75.800	9.882466786	0.00	96,712,817,909	0
7/30/85	183	75.800	9.882466786	0.00	96,712,817,909	0
8/5/85	183	75.800	9.882466786	0.00	96,712,817,909	0
8/30/86	183	75.800	9.882466786	0.00	96,712,817,909	0
10/25/86	183	75.800	9.882466786	0.00	96,712,817,909	0
8/26/87	183	75.800	9.882466786	0.00	96,712,817,909	0
8/28/87	183	75.800	9.882466786	0.00	96,712,817,909	0
10/1/90	183	75.800	9.882466786	0.00	96,712,817,909	0
10/21/90	183	75.800	9.882466786	0.00	96,712,817,909	0
10/12/93	183	75.800	9.882466786	0.00	96,712,817,909	0
9/22/95	183	75.800	9.882466786	0.00	96,712,817,909	0
6/7/96	183	75.800	9.882466786	0.00	96,712,817,909	0
10/16/96	183	75.800	9.882466786	0.00	96,712,817,909	0
9/1/97	183	75.800	9.882466786	0.00	96,712,817,909	0
9/3/97	183	75.800	9.882466786	0.00	96,712,817,909	0
9/10/97	183	75.800	9.882466786	0.00	96,712,817,909	0
10/2/97	183	75.800	9.882466786	0.00	96,712,817,909	0
10/12/97	183	75.800	9.882466786	0.00	96,712,817,909	0
6/6/98	183	75.800	9.882466786	0.00	96,712,817,909	0
9/8/99	183	75.800	9.882466786	0.00	96,712,817,909	0
5/7/01	183	75.800	9.882466786	0.00	96,712,817,909	0
5/10/01	183	75.800	9.882466786	0.00	96,712,817,909	0
5/12/01	183	75.800	9.882466786	0.00	96,712,817,909	0
5/14/01	183	75.800	9.882466786	0.00	96,712,817,909	0
6/7/02	183	75.800	9.882466786	0.00	96,712,817,909	0
6/8/02	183	75.800	9.882466786	0.00	96,712,817,909	0
7/13/02	183	75.800	9.882466786	0.00	96,712,817,909	0
10/2/03	183	75.800	9.882466786	0.00	96,712,817,909	0
6/23/05	183	75.800	9.882466786	0.00	96,712,817,909	0
10/12/05	183	75.800	9.882466786	0.00	96,712,817,909	0
8/26/08	183	75.800	9.882466786	0.60	96,712,817,909	580,276,907

FINAL—Whiskey Chitto Creek (Subsegment 030501) Fecal Coliform Bacteria TMDL  
 Origination Date: October 5, 2010

Date	Observed flow (cfs)	Percent exceedance for observed flow	Adjusted flow for entire basin (cfs)	Width for area under curves (%)	Allowable load to meet standard (MPN/day)	Area under TMDL curve (MPN/day)
8/9/80	184	75.200	9.936469336	0.00	97,241,303,253	0
9/11/84	184	75.200	9.936469336	0.00	97,241,303,253	0
8/27/85	184	75.200	9.936469336	0.00	97,241,303,253	0
9/26/85	184	75.200	9.936469336	0.00	97,241,303,253	0
8/29/86	184	75.200	9.936469336	0.00	97,241,303,253	0
8/25/87	184	75.200	9.936469336	0.00	97,241,303,253	0
9/7/87	184	75.200	9.936469336	0.00	97,241,303,253	0
9/26/87	184	75.200	9.936469336	0.00	97,241,303,253	0
9/30/90	184	75.200	9.936469336	0.00	97,241,303,253	0
10/7/90	184	75.200	9.936469336	0.00	97,241,303,253	0
7/27/95	184	75.200	9.936469336	0.00	97,241,303,253	0
8/31/95	184	75.200	9.936469336	0.00	97,241,303,253	0
10/15/97	184	75.200	9.936469336	0.00	97,241,303,253	0
10/20/97	184	75.200	9.936469336	0.00	97,241,303,253	0
10/24/97	184	75.200	9.936469336	0.00	97,241,303,253	0
5/30/98	184	75.200	9.936469336	0.00	97,241,303,253	0
9/11/99	184	75.200	9.936469336	0.00	97,241,303,253	0
6/3/00	184	75.200	9.936469336	0.00	97,241,303,253	0
8/17/05	184	75.200	9.936469336	0.00	97,241,303,253	0
6/22/08	184	75.200	9.936469336	0.00	97,241,303,253	0
6/13/09	184	75.200	9.936469336	0.40	97,241,303,253	388,965,213
8/8/80	185	74.800	9.990471887	0.00	97,769,788,596	0
6/14/85	185	74.800	9.990471887	0.00	97,769,788,596	0
8/9/85	185	74.800	9.990471887	0.00	97,769,788,596	0
8/28/85	185	74.800	9.990471887	0.00	97,769,788,596	0
10/25/88	185	74.800	9.990471887	0.00	97,769,788,596	0
10/9/90	185	74.800	9.990471887	0.00	97,769,788,596	0
10/15/96	185	74.800	9.990471887	0.00	97,769,788,596	0
10/24/96	185	74.800	9.990471887	0.00	97,769,788,596	0
8/31/97	185	74.800	9.990471887	0.00	97,769,788,596	0
8/15/99	185	74.800	9.990471887	0.00	97,769,788,596	0
5/9/01	185	74.800	9.990471887	0.00	97,769,788,596	0
8/30/01	185	74.800	9.990471887	0.00	97,769,788,596	0
10/17/03	185	74.800	9.990471887	0.00	97,769,788,596	0
8/17/04	185	74.800	9.990471887	0.00	97,769,788,596	0
8/18/04	185	74.800	9.990471887	0.00	97,769,788,596	0
9/10/04	185	74.800	9.990471887	0.00	97,769,788,596	0
9/15/04	185	74.800	9.990471887	0.00	97,769,788,596	0
7/12/05	185	74.800	9.990471887	0.00	97,769,788,596	0
7/14/05	185	74.800	9.990471887	0.00	97,769,788,596	0
7/17/05	185	74.800	9.990471887	0.00	97,769,788,596	0
7/19/05	185	74.800	9.990471887	0.30	97,769,788,596	293,309,366
9/29/80	186	74.500	10.04447444	0.00	98,298,273,940	0
7/29/81	186	74.500	10.04447444	0.00	98,298,273,940	0

FINAL—Whiskey Chitto Creek (Subsegment 030501) Fecal Coliform Bacteria TMDL  
 Origination Date: October 5, 2010

Date	Observed flow (cfs)	Percent exceedance for observed flow	Adjusted flow for entire basin (cfs)	Width for area under curves (%)	Allowable load to meet standard (MPN/day)	Area under TMDL curve (MPN/day)
8/10/81	186	74.500	10.04447444	0.00	98,298,273,940	0
6/2/82	186	74.500	10.04447444	0.00	98,298,273,940	0
10/12/82	186	74.500	10.04447444	0.00	98,298,273,940	0
9/10/84	186	74.500	10.04447444	0.00	98,298,273,940	0
9/12/84	186	74.500	10.04447444	0.00	98,298,273,940	0
9/25/85	186	74.500	10.04447444	0.00	98,298,273,940	0
10/3/86	186	74.500	10.04447444	0.00	98,298,273,940	0
10/20/86	186	74.500	10.04447444	0.00	98,298,273,940	0
10/24/88	186	74.500	10.04447444	0.00	98,298,273,940	0
9/29/90	186	74.500	10.04447444	0.00	98,298,273,940	0
10/31/90	186	74.500	10.04447444	0.00	98,298,273,940	0
10/2/93	186	74.500	10.04447444	0.00	98,298,273,940	0
10/7/94	186	74.500	10.04447444	0.00	98,298,273,940	0
10/8/94	186	74.500	10.04447444	0.00	98,298,273,940	0
10/23/96	186	74.500	10.04447444	0.00	98,298,273,940	0
9/9/97	186	74.500	10.04447444	0.00	98,298,273,940	0
10/1/97	186	74.500	10.04447444	0.00	98,298,273,940	0
10/13/97	186	74.500	10.04447444	0.00	98,298,273,940	0
10/14/97	186	74.500	10.04447444	0.00	98,298,273,940	0
5/29/98	186	74.500	10.04447444	0.00	98,298,273,940	0
10/3/99	186	74.500	10.04447444	0.00	98,298,273,940	0
5/6/01	186	74.500	10.04447444	0.00	98,298,273,940	0
5/11/01	186	74.500	10.04447444	0.00	98,298,273,940	0
6/6/02	186	74.500	10.04447444	0.00	98,298,273,940	0
9/13/02	186	74.500	10.04447444	0.00	98,298,273,940	0
8/27/03	186	74.500	10.04447444	0.00	98,298,273,940	0
10/7/03	186	74.500	10.04447444	0.00	98,298,273,940	0
6/20/05	186	74.500	10.04447444	0.60	98,298,273,940	589,789,644
8/7/80	187	73.900	10.09847699	0.00	98,826,759,284	0
7/28/81	187	73.900	10.09847699	0.00	98,826,759,284	0
9/27/82	187	73.900	10.09847699	0.00	98,826,759,284	0
10/10/82	187	73.900	10.09847699	0.00	98,826,759,284	0
10/11/82	187	73.900	10.09847699	0.00	98,826,759,284	0
6/12/85	187	73.900	10.09847699	0.00	98,826,759,284	0
7/29/85	187	73.900	10.09847699	0.00	98,826,759,284	0
8/28/86	187	73.900	10.09847699	0.00	98,826,759,284	0
9/17/86	187	73.900	10.09847699	0.00	98,826,759,284	0
10/13/86	187	73.900	10.09847699	0.00	98,826,759,284	0
8/24/87	187	73.900	10.09847699	0.00	98,826,759,284	0
10/21/88	187	73.900	10.09847699	0.00	98,826,759,284	0
10/22/88	187	73.900	10.09847699	0.00	98,826,759,284	0
10/23/88	187	73.900	10.09847699	0.00	98,826,759,284	0
10/20/93	187	73.900	10.09847699	0.00	98,826,759,284	0
10/6/94	187	73.900	10.09847699	0.00	98,826,759,284	0

FINAL—Whiskey Chitto Creek (Subsegment 030501) Fecal Coliform Bacteria TMDL  
 Origination Date: October 5, 2010

Date	Observed flow (cfs)	Percent exceedance for observed flow	Adjusted flow for entire basin (cfs)	Width for area under curves (%)	Allowable load to meet standard (MPN/day)	Area under TMDL curve (MPN/day)
10/9/94	187	73.900	10.09847699	0.00	98,826,759,284	0
10/10/94	187	73.900	10.09847699	0.00	98,826,759,284	0
8/30/97	187	73.900	10.09847699	0.00	98,826,759,284	0
6/25/00	187	73.900	10.09847699	0.00	98,826,759,284	0
5/17/01	187	73.900	10.09847699	0.00	98,826,759,284	0
5/29/02	187	73.900	10.09847699	0.00	98,826,759,284	0
7/6/02	187	73.900	10.09847699	0.00	98,826,759,284	0
9/19/02	187	73.900	10.09847699	0.00	98,826,759,284	0
8/10/03	187	73.900	10.09847699	0.00	98,826,759,284	0
8/20/03	187	73.900	10.09847699	0.00	98,826,759,284	0
10/1/03	187	73.900	10.09847699	0.00	98,826,759,284	0
10/11/05	187	73.900	10.09847699	0.00	98,826,759,284	0
7/27/06	187	73.900	10.09847699	0.00	98,826,759,284	0
5/13/08	187	73.900	10.09847699	0.50	98,826,759,284	494,133,796
8/6/80	188	73.400	10.15247954	0.00	99,355,244,628	0
7/28/85	188	73.400	10.15247954	0.00	99,355,244,628	0
9/9/86	188	73.400	10.15247954	0.00	99,355,244,628	0
9/30/86	188	73.400	10.15247954	0.00	99,355,244,628	0
8/29/87	188	73.400	10.15247954	0.00	99,355,244,628	0
10/19/88	188	73.400	10.15247954	0.00	99,355,244,628	0
10/20/88	188	73.400	10.15247954	0.00	99,355,244,628	0
10/4/94	188	73.400	10.15247954	0.00	99,355,244,628	0
10/5/94	188	73.400	10.15247954	0.00	99,355,244,628	0
10/14/96	188	73.400	10.15247954	0.00	99,355,244,628	0
5/28/98	188	73.400	10.15247954	0.00	99,355,244,628	0
8/14/99	188	73.400	10.15247954	0.00	99,355,244,628	0
6/9/02	188	73.400	10.15247954	0.00	99,355,244,628	0
9/9/02	188	73.400	10.15247954	0.00	99,355,244,628	0
9/10/02	188	73.400	10.15247954	0.00	99,355,244,628	0
6/19/05	188	73.400	10.15247954	0.00	99,355,244,628	0
7/26/05	188	73.400	10.15247954	0.30	99,355,244,628	298,065,734
8/5/81	189	73.100	10.20648209	0.00	99,883,729,972	0
10/10/81	189	73.100	10.20648209	0.00	99,883,729,972	0
10/9/82	189	73.100	10.20648209	0.00	99,883,729,972	0
9/1/84	189	73.100	10.20648209	0.00	99,883,729,972	0
8/29/85	189	73.100	10.20648209	0.00	99,883,729,972	0
9/24/85	189	73.100	10.20648209	0.00	99,883,729,972	0
8/27/86	189	73.100	10.20648209	0.00	99,883,729,972	0
10/1/86	189	73.100	10.20648209	0.00	99,883,729,972	0
10/28/87	189	73.100	10.20648209	0.00	99,883,729,972	0
10/18/88	189	73.100	10.20648209	0.00	99,883,729,972	0
10/30/90	189	73.100	10.20648209	0.00	99,883,729,972	0
10/5/92	189	73.100	10.20648209	0.00	99,883,729,972	0
10/14/93	189	73.100	10.20648209	0.00	99,883,729,972	0

FINAL—Whiskey Chitto Creek (Subsegment 030501) Fecal Coliform Bacteria TMDL  
 Origination Date: October 5, 2010

Date	Observed flow (cfs)	Percent exceedance for observed flow	Adjusted flow for entire basin (cfs)	Width for area under curves (%)	Allowable load to meet standard (MPN/day)	Area under TMDL curve (MPN/day)
10/21/93	189	73.100	10.20648209	0.00	99,883,729,972	0
10/28/93	189	73.100	10.20648209	0.00	99,883,729,972	0
10/3/94	189	73.100	10.20648209	0.00	99,883,729,972	0
5/18/96	189	73.100	10.20648209	0.00	99,883,729,972	0
6/6/96	189	73.100	10.20648209	0.00	99,883,729,972	0
10/21/96	189	73.100	10.20648209	0.00	99,883,729,972	0
9/8/97	189	73.100	10.20648209	0.00	99,883,729,972	0
10/19/97	189	73.100	10.20648209	0.00	99,883,729,972	0
5/27/98	189	73.100	10.20648209	0.00	99,883,729,972	0
6/10/98	189	73.100	10.20648209	0.00	99,883,729,972	0
9/11/98	189	73.100	10.20648209	0.00	99,883,729,972	0
8/13/99	189	73.100	10.20648209	0.00	99,883,729,972	0
7/8/00	189	73.100	10.20648209	0.00	99,883,729,972	0
5/5/01	189	73.100	10.20648209	0.00	99,883,729,972	0
5/8/01	189	73.100	10.20648209	0.00	99,883,729,972	0
8/19/01	189	73.100	10.20648209	0.00	99,883,729,972	0
5/28/02	189	73.100	10.20648209	0.00	99,883,729,972	0
6/5/02	189	73.100	10.20648209	0.00	99,883,729,972	0
6/17/02	189	73.100	10.20648209	0.00	99,883,729,972	0
9/7/02	189	73.100	10.20648209	0.00	99,883,729,972	0
9/8/02	189	73.100	10.20648209	0.00	99,883,729,972	0
9/11/02	189	73.100	10.20648209	0.00	99,883,729,972	0
9/12/02	189	73.100	10.20648209	0.00	99,883,729,972	0
8/9/03	189	73.100	10.20648209	0.00	99,883,729,972	0
8/19/03	189	73.100	10.20648209	0.00	99,883,729,972	0
10/16/03	189	73.100	10.20648209	0.00	99,883,729,972	0
5/16/06	189	73.100	10.20648209	0.00	99,883,729,972	0
6/12/09	189	73.100	10.20648209	0.80	99,883,729,972	799,069,840
7/24/80	190	72.300	10.26048464	0.00	100,412,215,315	0
7/25/80	190	72.300	10.26048464	0.00	100,412,215,315	0
8/5/80	190	72.300	10.26048464	0.00	100,412,215,315	0
9/11/80	190	72.300	10.26048464	0.00	100,412,215,315	0
10/3/80	190	72.300	10.26048464	0.00	100,412,215,315	0
5/31/81	190	72.300	10.26048464	0.00	100,412,215,315	0
7/25/81	190	72.300	10.26048464	0.00	100,412,215,315	0
6/1/82	190	72.300	10.26048464	0.00	100,412,215,315	0
7/5/82	190	72.300	10.26048464	0.00	100,412,215,315	0
9/9/84	190	72.300	10.26048464	0.00	100,412,215,315	0
6/4/85	190	72.300	10.26048464	0.00	100,412,215,315	0
7/15/85	190	72.300	10.26048464	0.00	100,412,215,315	0
7/26/85	190	72.300	10.26048464	0.00	100,412,215,315	0
8/4/85	190	72.300	10.26048464	0.00	100,412,215,315	0
10/14/86	190	72.300	10.26048464	0.00	100,412,215,315	0
8/23/87	190	72.300	10.26048464	0.00	100,412,215,315	0

FINAL—Whiskey Chitto Creek (Subsegment 030501) Fecal Coliform Bacteria TMDL  
 Origination Date: October 5, 2010

Date	Observed flow (cfs)	Percent exceedance for observed flow	Adjusted flow for entire basin (cfs)	Width for area under curves (%)	Allowable load to meet standard (MPN/day)	Area under TMDL curve (MPN/day)
9/6/87	190	72.300	10.26048464	0.00	100,412,215,315	0
9/25/87	190	72.300	10.26048464	0.00	100,412,215,315	0
10/17/88	190	72.300	10.26048464	0.00	100,412,215,315	0
9/6/90	190	72.300	10.26048464	0.00	100,412,215,315	0
9/10/90	190	72.300	10.26048464	0.00	100,412,215,315	0
9/28/90	190	72.300	10.26048464	0.00	100,412,215,315	0
10/13/93	190	72.300	10.26048464	0.00	100,412,215,315	0
10/19/93	190	72.300	10.26048464	0.00	100,412,215,315	0
10/2/94	190	72.300	10.26048464	0.00	100,412,215,315	0
10/22/96	190	72.300	10.26048464	0.00	100,412,215,315	0
8/29/97	190	72.300	10.26048464	0.00	100,412,215,315	0
5/26/98	190	72.300	10.26048464	0.00	100,412,215,315	0
8/12/99	190	72.300	10.26048464	0.00	100,412,215,315	0
10/14/99	190	72.300	10.26048464	0.00	100,412,215,315	0
6/2/00	190	72.300	10.26048464	0.00	100,412,215,315	0
6/10/02	190	72.300	10.26048464	0.00	100,412,215,315	0
9/6/02	190	72.300	10.26048464	0.00	100,412,215,315	0
8/21/03	190	72.300	10.26048464	0.00	100,412,215,315	0
8/26/03	190	72.300	10.26048464	0.00	100,412,215,315	0
7/23/04	190	72.300	10.26048464	0.00	100,412,215,315	0
7/24/04	190	72.300	10.26048464	0.00	100,412,215,315	0
8/16/04	190	72.300	10.26048464	0.00	100,412,215,315	0
8/20/04	190	72.300	10.26048464	0.00	100,412,215,315	0
9/9/04	190	72.300	10.26048464	0.70	100,412,215,315	702,885,507
10/29/80	191	71.600	10.31448719	0.00	100,940,700,659	0
7/26/81	191	71.600	10.31448719	0.00	100,940,700,659	0
7/27/81	191	71.600	10.31448719	0.00	100,940,700,659	0
8/4/81	191	71.600	10.31448719	0.00	100,940,700,659	0
8/5/86	191	71.600	10.31448719	0.00	100,940,700,659	0
9/1/90	191	71.600	10.31448719	0.00	100,940,700,659	0
9/5/90	191	71.600	10.31448719	0.00	100,940,700,659	0
10/1/94	191	71.600	10.31448719	0.00	100,940,700,659	0
10/11/94	191	71.600	10.31448719	0.00	100,940,700,659	0
8/18/95	191	71.600	10.31448719	0.00	100,940,700,659	0
5/25/98	191	71.600	10.31448719	0.00	100,940,700,659	0
8/8/03	191	71.600	10.31448719	0.00	100,940,700,659	0
8/11/03	191	71.600	10.31448719	0.00	100,940,700,659	0
9/30/03	191	71.600	10.31448719	0.00	100,940,700,659	0
6/22/05	191	71.600	10.31448719	0.00	100,940,700,659	0
10/10/05	191	71.600	10.31448719	0.00	100,940,700,659	0
7/7/06	191	71.600	10.31448719	0.00	100,940,700,659	0
5/12/08	191	71.600	10.31448719	0.00	100,940,700,659	0
9/28/08	191	71.600	10.31448719	0.40	100,940,700,659	403,762,803
7/23/80	192	71.200	10.36848974	0.00	101,469,186,003	0



FINAL—Whiskey Chitto Creek (Subsegment 030501) Fecal Coliform Bacteria TMDL  
 Origination Date: October 5, 2010

Date	Observed flow (cfs)	Percent exceedance for observed flow	Adjusted flow for entire basin (cfs)	Width for area under curves (%)	Allowable load to meet standard (MPN/day)	Area under TMDL curve (MPN/day)
8/4/80	192	71.200	10.36848974	0.00	101,469,186,003	0
9/30/80	192	71.200	10.36848974	0.00	101,469,186,003	0
7/14/85	192	71.200	10.36848974	0.00	101,469,186,003	0
7/16/85	192	71.200	10.36848974	0.00	101,469,186,003	0
7/27/85	192	71.200	10.36848974	0.00	101,469,186,003	0
8/26/85	192	71.200	10.36848974	0.00	101,469,186,003	0
9/23/85	192	71.200	10.36848974	0.00	101,469,186,003	0
8/26/86	192	71.200	10.36848974	0.00	101,469,186,003	0
9/29/86	192	71.200	10.36848974	0.00	101,469,186,003	0
10/31/87	192	71.200	10.36848974	0.00	101,469,186,003	0
10/16/88	192	71.200	10.36848974	0.00	101,469,186,003	0
10/26/88	192	71.200	10.36848974	0.00	101,469,186,003	0
8/20/90	192	71.200	10.36848974	0.00	101,469,186,003	0
8/21/90	192	71.200	10.36848974	0.00	101,469,186,003	0
8/31/90	192	71.200	10.36848974	0.00	101,469,186,003	0
9/9/90	192	71.200	10.36848974	0.00	101,469,186,003	0
10/8/90	192	71.200	10.36848974	0.00	101,469,186,003	0
10/29/90	192	71.200	10.36848974	0.00	101,469,186,003	0
10/4/92	192	71.200	10.36848974	0.00	101,469,186,003	0
9/13/93	192	71.200	10.36848974	0.00	101,469,186,003	0
9/14/93	192	71.200	10.36848974	0.00	101,469,186,003	0
9/15/93	192	71.200	10.36848974	0.00	101,469,186,003	0
9/16/93	192	71.200	10.36848974	0.00	101,469,186,003	0
9/17/93	192	71.200	10.36848974	0.00	101,469,186,003	0
9/30/94	192	71.200	10.36848974	0.00	101,469,186,003	0
9/30/97	192	71.200	10.36848974	0.00	101,469,186,003	0
5/24/98	192	71.200	10.36848974	0.00	101,469,186,003	0
8/11/99	192	71.200	10.36848974	0.00	101,469,186,003	0
5/4/01	192	71.200	10.36848974	0.00	101,469,186,003	0
5/26/02	192	71.200	10.36848974	0.00	101,469,186,003	0
5/27/02	192	71.200	10.36848974	0.00	101,469,186,003	0
7/5/02	192	71.200	10.36848974	0.00	101,469,186,003	0
8/7/03	192	71.200	10.36848974	0.00	101,469,186,003	0
8/23/08	192	71.200	10.36848974	0.00	101,469,186,003	0
6/11/09	192	71.200	10.36848974	0.60	101,469,186,003	608,815,116
7/24/81	193	70.600	10.42249229	0.00	101,997,671,347	0
6/26/82	193	70.600	10.42249229	0.00	101,997,671,347	0
9/17/82	193	70.600	10.42249229	0.00	101,997,671,347	0
8/31/84	193	70.600	10.42249229	0.00	101,997,671,347	0
8/6/86	193	70.600	10.42249229	0.00	101,997,671,347	0
10/15/88	193	70.600	10.42249229	0.00	101,997,671,347	0
8/19/90	193	70.600	10.42249229	0.00	101,997,671,347	0
9/7/90	193	70.600	10.42249229	0.00	101,997,671,347	0
10/6/92	193	70.600	10.42249229	0.00	101,997,671,347	0

FINAL—Whiskey Chitto Creek (Subsegment 030501) Fecal Coliform Bacteria TMDL  
 Origination Date: October 5, 2010

Date	Observed flow (cfs)	Percent exceedance for observed flow	Adjusted flow for entire basin (cfs)	Width for area under curves (%)	Allowable load to meet standard (MPN/day)	Area under TMDL curve (MPN/day)
9/12/93	193	70.600	10.42249229	0.00	101,997,671,347	0
9/25/93	193	70.600	10.42249229	0.00	101,997,671,347	0
10/27/93	193	70.600	10.42249229	0.00	101,997,671,347	0
9/29/94	193	70.600	10.42249229	0.00	101,997,671,347	0
10/15/94	193	70.600	10.42249229	0.00	101,997,671,347	0
8/17/95	193	70.600	10.42249229	0.00	101,997,671,347	0
8/8/96	193	70.600	10.42249229	0.00	101,997,671,347	0
9/11/96	193	70.600	10.42249229	0.00	101,997,671,347	0
6/9/98	193	70.600	10.42249229	0.00	101,997,671,347	0
6/16/02	193	70.600	10.42249229	0.00	101,997,671,347	0
9/4/02	193	70.600	10.42249229	0.00	101,997,671,347	0
9/5/02	193	70.600	10.42249229	0.00	101,997,671,347	0
8/22/03	193	70.600	10.42249229	0.00	101,997,671,347	0
8/24/03	193	70.600	10.42249229	0.00	101,997,671,347	0
10/10/03	193	70.600	10.42249229	0.50	101,997,671,347	509,988,357
7/22/80	194	70.100	10.47649484	0.00	102,526,156,690	0
8/3/80	194	70.100	10.47649484	0.00	102,526,156,690	0
10/1/80	194	70.100	10.47649484	0.00	102,526,156,690	0
8/30/84	194	70.100	10.47649484	0.00	102,526,156,690	0
8/7/85	194	70.100	10.47649484	0.00	102,526,156,690	0
10/12/85	194	70.100	10.47649484	0.00	102,526,156,690	0
10/13/85	194	70.100	10.47649484	0.00	102,526,156,690	0
8/4/86	194	70.100	10.47649484	0.00	102,526,156,690	0
8/14/86	194	70.100	10.47649484	0.00	102,526,156,690	0
8/25/86	194	70.100	10.47649484	0.00	102,526,156,690	0
9/22/86	194	70.100	10.47649484	0.00	102,526,156,690	0
8/22/87	194	70.100	10.47649484	0.00	102,526,156,690	0
10/14/88	194	70.100	10.47649484	0.00	102,526,156,690	0
9/11/90	194	70.100	10.47649484	0.00	102,526,156,690	0
9/11/93	194	70.100	10.47649484	0.00	102,526,156,690	0
9/18/93	194	70.100	10.47649484	0.00	102,526,156,690	0
10/31/93	194	70.100	10.47649484	0.00	102,526,156,690	0
9/28/94	194	70.100	10.47649484	0.00	102,526,156,690	0
9/16/96	194	70.100	10.47649484	0.00	102,526,156,690	0
5/30/02	194	70.100	10.47649484	0.00	102,526,156,690	0
8/6/03	194	70.100	10.47649484	0.00	102,526,156,690	0
8/13/03	194	70.100	10.47649484	0.00	102,526,156,690	0
8/18/03	194	70.100	10.47649484	0.00	102,526,156,690	0
8/23/03	194	70.100	10.47649484	0.00	102,526,156,690	0
9/29/03	194	70.100	10.47649484	0.40	102,526,156,690	410,104,627
9/19/81	195	69.700	10.53049739	0.00	103,054,642,034	0
10/9/81	195	69.700	10.53049739	0.00	103,054,642,034	0
5/31/82	195	69.700	10.53049739	0.00	103,054,642,034	0
7/13/82	195	69.700	10.53049739	0.00	103,054,642,034	0

FINAL—Whiskey Chitto Creek (Subsegment 030501) Fecal Coliform Bacteria TMDL  
 Origination Date: October 5, 2010

Date	Observed flow (cfs)	Percent exceedance for observed flow	Adjusted flow for entire basin (cfs)	Width for area under curves (%)	Allowable load to meet standard (MPN/day)	Area under TMDL curve (MPN/day)
7/18/82	195	69.700	10.53049739	0.00	103,054,642,034	0
10/17/82	195	69.700	10.53049739	0.00	103,054,642,034	0
7/25/85	195	69.700	10.53049739	0.00	103,054,642,034	0
10/11/85	195	69.700	10.53049739	0.00	103,054,642,034	0
10/14/85	195	69.700	10.53049739	0.00	103,054,642,034	0
8/13/86	195	69.700	10.53049739	0.00	103,054,642,034	0
10/31/86	195	69.700	10.53049739	0.00	103,054,642,034	0
8/18/90	195	69.700	10.53049739	0.00	103,054,642,034	0
9/3/90	195	69.700	10.53049739	0.00	103,054,642,034	0
9/4/90	195	69.700	10.53049739	0.00	103,054,642,034	0
10/3/92	195	69.700	10.53049739	0.00	103,054,642,034	0
10/27/92	195	69.700	10.53049739	0.00	103,054,642,034	0
10/28/92	195	69.700	10.53049739	0.00	103,054,642,034	0
10/29/92	195	69.700	10.53049739	0.00	103,054,642,034	0
9/10/93	195	69.700	10.53049739	0.00	103,054,642,034	0
9/22/93	195	69.700	10.53049739	0.00	103,054,642,034	0
10/1/93	195	69.700	10.53049739	0.00	103,054,642,034	0
9/27/94	195	69.700	10.53049739	0.00	103,054,642,034	0
10/14/94	195	69.700	10.53049739	0.00	103,054,642,034	0
10/16/94	195	69.700	10.53049739	0.00	103,054,642,034	0
8/19/95	195	69.700	10.53049739	0.00	103,054,642,034	0
6/5/96	195	69.700	10.53049739	0.00	103,054,642,034	0
9/10/96	195	69.700	10.53049739	0.00	103,054,642,034	0
8/28/97	195	69.700	10.53049739	0.00	103,054,642,034	0
5/23/98	195	69.700	10.53049739	0.00	103,054,642,034	0
8/10/99	195	69.700	10.53049739	0.00	103,054,642,034	0
9/7/99	195	69.700	10.53049739	0.00	103,054,642,034	0
10/2/99	195	69.700	10.53049739	0.00	103,054,642,034	0
5/3/01	195	69.700	10.53049739	0.00	103,054,642,034	0
5/28/01	195	69.700	10.53049739	0.00	103,054,642,034	0
5/25/02	195	69.700	10.53049739	0.00	103,054,642,034	0
8/5/03	195	69.700	10.53049739	0.00	103,054,642,034	0
7/22/04	195	69.700	10.53049739	0.00	103,054,642,034	0
9/8/04	195	69.700	10.53049739	0.00	103,054,642,034	0
10/9/05	195	69.700	10.53049739	0.70	103,054,642,034	721,382,494
7/21/80	196	69.000	10.58449995	0.00	103,583,127,378	0
8/2/80	196	69.000	10.58449995	0.00	103,583,127,378	0
8/22/82	196	69.000	10.58449995	0.00	103,583,127,378	0
6/3/85	196	69.000	10.58449995	0.00	103,583,127,378	0
8/7/86	196	69.000	10.58449995	0.00	103,583,127,378	0
8/19/86	196	69.000	10.58449995	0.00	103,583,127,378	0
8/24/86	196	69.000	10.58449995	0.00	103,583,127,378	0
10/19/86	196	69.000	10.58449995	0.00	103,583,127,378	0
10/13/88	196	69.000	10.58449995	0.00	103,583,127,378	0

FINAL—Whiskey Chitto Creek (Subsegment 030501) Fecal Coliform Bacteria TMDL  
 Origination Date: October 5, 2010

Date	Observed flow (cfs)	Percent exceedance for observed flow	Adjusted flow for entire basin (cfs)	Width for area under curves (%)	Allowable load to meet standard (MPN/day)	Area under TMDL curve (MPN/day)
10/27/88	196	69.000	10.58449995	0.00	103,583,127,378	0
8/17/90	196	69.000	10.58449995	0.00	103,583,127,378	0
8/30/90	196	69.000	10.58449995	0.00	103,583,127,378	0
9/2/90	196	69.000	10.58449995	0.00	103,583,127,378	0
9/27/90	196	69.000	10.58449995	0.00	103,583,127,378	0
10/10/92	196	69.000	10.58449995	0.00	103,583,127,378	0
10/11/92	196	69.000	10.58449995	0.00	103,583,127,378	0
10/12/92	196	69.000	10.58449995	0.00	103,583,127,378	0
10/26/92	196	69.000	10.58449995	0.00	103,583,127,378	0
10/30/92	196	69.000	10.58449995	0.00	103,583,127,378	0
9/9/93	196	69.000	10.58449995	0.00	103,583,127,378	0
9/19/93	196	69.000	10.58449995	0.00	103,583,127,378	0
9/20/93	196	69.000	10.58449995	0.00	103,583,127,378	0
9/21/93	196	69.000	10.58449995	0.00	103,583,127,378	0
9/24/93	196	69.000	10.58449995	0.00	103,583,127,378	0
10/22/93	196	69.000	10.58449995	0.00	103,583,127,378	0
10/29/93	196	69.000	10.58449995	0.00	103,583,127,378	0
10/30/93	196	69.000	10.58449995	0.00	103,583,127,378	0
5/10/96	196	69.000	10.58449995	0.00	103,583,127,378	0
5/17/96	196	69.000	10.58449995	0.00	103,583,127,378	0
9/15/96	196	69.000	10.58449995	0.00	103,583,127,378	0
7/21/02	196	69.000	10.58449995	0.00	103,583,127,378	0
9/3/02	196	69.000	10.58449995	0.00	103,583,127,378	0
8/12/03	196	69.000	10.58449995	0.00	103,583,127,378	0
8/25/03	196	69.000	10.58449995	0.00	103,583,127,378	0
6/21/05	196	69.000	10.58449995	0.00	103,583,127,378	0
6/23/06	196	69.000	10.58449995	0.70	103,583,127,378	725,081,892
7/23/81	197	68.300	10.6385025	0.00	104,111,612,722	0
8/29/84	197	68.300	10.6385025	0.00	104,111,612,722	0
9/8/84	197	68.300	10.6385025	0.00	104,111,612,722	0
9/22/85	197	68.300	10.6385025	0.00	104,111,612,722	0
10/10/85	197	68.300	10.6385025	0.00	104,111,612,722	0
8/3/86	197	68.300	10.6385025	0.00	104,111,612,722	0
8/21/87	197	68.300	10.6385025	0.00	104,111,612,722	0
9/16/87	197	68.300	10.6385025	0.00	104,111,612,722	0
10/9/92	197	68.300	10.6385025	0.00	104,111,612,722	0
10/24/92	197	68.300	10.6385025	0.00	104,111,612,722	0
10/25/92	197	68.300	10.6385025	0.00	104,111,612,722	0
9/8/93	197	68.300	10.6385025	0.00	104,111,612,722	0
9/25/94	197	68.300	10.6385025	0.00	104,111,612,722	0
9/26/94	197	68.300	10.6385025	0.00	104,111,612,722	0
5/12/96	197	68.300	10.6385025	0.00	104,111,612,722	0
8/24/97	197	68.300	10.6385025	0.00	104,111,612,722	0
9/4/97	197	68.300	10.6385025	0.00	104,111,612,722	0

FINAL—Whiskey Chitto Creek (Subsegment 030501) Fecal Coliform Bacteria TMDL  
 Origination Date: October 5, 2010

Date	Observed flow (cfs)	Percent exceedance for observed flow	Adjusted flow for entire basin (cfs)	Width for area under curves (%)	Allowable load to meet standard (MPN/day)	Area under TMDL curve (MPN/day)
9/7/97	197	68.300	10.6385025	0.00	104,111,612,722	0
5/22/98	197	68.300	10.6385025	0.00	104,111,612,722	0
8/10/01	197	68.300	10.6385025	0.00	104,111,612,722	0
5/24/02	197	68.300	10.6385025	0.00	104,111,612,722	0
5/31/02	197	68.300	10.6385025	0.00	104,111,612,722	0
6/1/02	197	68.300	10.6385025	0.00	104,111,612,722	0
6/4/02	197	68.300	10.6385025	0.00	104,111,612,722	0
8/4/03	197	68.300	10.6385025	0.00	104,111,612,722	0
8/17/03	197	68.300	10.6385025	0.00	104,111,612,722	0
10/15/03	197	68.300	10.6385025	0.00	104,111,612,722	0
6/16/05	197	68.300	10.6385025	0.00	104,111,612,722	0
6/18/05	197	68.300	10.6385025	0.00	104,111,612,722	0
7/11/05	197	68.300	10.6385025	0.00	104,111,612,722	0
7/2/07	197	68.300	10.6385025	0.00	104,111,612,722	0
5/11/08	197	68.300	10.6385025	0.00	104,111,612,722	0
5/14/08	197	68.300	10.6385025	0.60	104,111,612,722	624,669,676
7/20/80	198	67.700	10.69250505	0.00	104,640,098,065	0
8/1/80	198	67.700	10.69250505	0.00	104,640,098,065	0
7/20/82	198	67.700	10.69250505	0.00	104,640,098,065	0
7/13/85	198	67.700	10.69250505	0.00	104,640,098,065	0
7/17/85	198	67.700	10.69250505	0.00	104,640,098,065	0
8/12/86	198	67.700	10.69250505	0.00	104,640,098,065	0
8/23/86	198	67.700	10.69250505	0.00	104,640,098,065	0
9/28/86	198	67.700	10.69250505	0.00	104,640,098,065	0
9/24/87	198	67.700	10.69250505	0.00	104,640,098,065	0
8/16/90	198	67.700	10.69250505	0.00	104,640,098,065	0
9/8/90	198	67.700	10.69250505	0.00	104,640,098,065	0
9/12/90	198	67.700	10.69250505	0.00	104,640,098,065	0
10/2/92	198	67.700	10.69250505	0.00	104,640,098,065	0
10/8/92	198	67.700	10.69250505	0.00	104,640,098,065	0
10/23/92	198	67.700	10.69250505	0.00	104,640,098,065	0
10/12/94	198	67.700	10.69250505	0.00	104,640,098,065	0
5/11/96	198	67.700	10.69250505	0.00	104,640,098,065	0
8/22/96	198	67.700	10.69250505	0.00	104,640,098,065	0
8/24/96	198	67.700	10.69250505	0.00	104,640,098,065	0
9/8/96	198	67.700	10.69250505	0.00	104,640,098,065	0
9/9/96	198	67.700	10.69250505	0.00	104,640,098,065	0
9/17/96	198	67.700	10.69250505	0.00	104,640,098,065	0
8/23/97	198	67.700	10.69250505	0.00	104,640,098,065	0
8/9/99	198	67.700	10.69250505	0.00	104,640,098,065	0
5/2/01	198	67.700	10.69250505	0.00	104,640,098,065	0
8/14/03	198	67.700	10.69250505	0.00	104,640,098,065	0
8/16/03	198	67.700	10.69250505	0.50	104,640,098,065	523,200,490
10/11/81	199	67.200	10.7465076	0.00	105,168,583,409	0

FINAL—Whiskey Chitto Creek (Subsegment 030501) Fecal Coliform Bacteria TMDL  
 Origination Date: October 5, 2010

Date	Observed flow (cfs)	Percent exceedance for observed flow	Adjusted flow for entire basin (cfs)	Width for area under curves (%)	Allowable load to meet standard (MPN/day)	Area under TMDL curve (MPN/day)
9/12/82	199	67.200	10.7465076	0.00	105,168,583,409	0
9/17/83	199	67.200	10.7465076	0.00	105,168,583,409	0
8/18/86	199	67.200	10.7465076	0.00	105,168,583,409	0
9/5/87	199	67.200	10.7465076	0.00	105,168,583,409	0
10/11/88	199	67.200	10.7465076	0.00	105,168,583,409	0
10/12/88	199	67.200	10.7465076	0.00	105,168,583,409	0
10/28/90	199	67.200	10.7465076	0.00	105,168,583,409	0
10/7/92	199	67.200	10.7465076	0.00	105,168,583,409	0
10/31/92	199	67.200	10.7465076	0.00	105,168,583,409	0
9/7/93	199	67.200	10.7465076	0.00	105,168,583,409	0
10/15/93	199	67.200	10.7465076	0.00	105,168,583,409	0
10/13/94	199	67.200	10.7465076	0.00	105,168,583,409	0
7/26/95	199	67.200	10.7465076	0.00	105,168,583,409	0
8/11/96	199	67.200	10.7465076	0.00	105,168,583,409	0
8/21/96	199	67.200	10.7465076	0.00	105,168,583,409	0
8/23/96	199	67.200	10.7465076	0.00	105,168,583,409	0
9/14/96	199	67.200	10.7465076	0.00	105,168,583,409	0
8/22/97	199	67.200	10.7465076	0.00	105,168,583,409	0
10/25/97	199	67.200	10.7465076	0.00	105,168,583,409	0
5/21/98	199	67.200	10.7465076	0.00	105,168,583,409	0
7/17/98	199	67.200	10.7465076	0.00	105,168,583,409	0
8/4/01	199	67.200	10.7465076	0.00	105,168,583,409	0
8/18/01	199	67.200	10.7465076	0.00	105,168,583,409	0
9/2/02	199	67.200	10.7465076	0.00	105,168,583,409	0
8/3/03	199	67.200	10.7465076	0.00	105,168,583,409	0
8/15/03	199	67.200	10.7465076	0.00	105,168,583,409	0
9/28/03	199	67.200	10.7465076	0.00	105,168,583,409	0
7/24/05	199	67.200	10.7465076	0.00	105,168,583,409	0
7/28/07	199	67.200	10.7465076	0.00	105,168,583,409	0
6/10/09	199	67.200	10.7465076	0.50	105,168,583,409	525,842,917
7/26/80	200	66.700	10.80051015	0.00	105,697,068,753	0
7/31/80	200	66.700	10.80051015	0.00	105,697,068,753	0
9/10/80	200	66.700	10.80051015	0.00	105,697,068,753	0
10/28/80	200	66.700	10.80051015	0.00	105,697,068,753	0
5/28/81	200	66.700	10.80051015	0.00	105,697,068,753	0
8/28/84	200	66.700	10.80051015	0.00	105,697,068,753	0
6/13/85	200	66.700	10.80051015	0.00	105,697,068,753	0
6/27/85	200	66.700	10.80051015	0.00	105,697,068,753	0
8/25/85	200	66.700	10.80051015	0.00	105,697,068,753	0
8/8/86	200	66.700	10.80051015	0.00	105,697,068,753	0
8/15/86	200	66.700	10.80051015	0.00	105,697,068,753	0
9/8/86	200	66.700	10.80051015	0.00	105,697,068,753	0
10/2/86	200	66.700	10.80051015	0.00	105,697,068,753	0
8/20/87	200	66.700	10.80051015	0.00	105,697,068,753	0

FINAL—Whiskey Chitto Creek (Subsegment 030501) Fecal Coliform Bacteria TMDL  
 Origination Date: October 5, 2010

Date	Observed flow (cfs)	Percent exceedance for observed flow	Adjusted flow for entire basin (cfs)	Width for area under curves (%)	Allowable load to meet standard (MPN/day)	Area under TMDL curve (MPN/day)
6/26/90	200	66.700	10.80051015	0.00	105,697,068,753	0
8/15/90	200	66.700	10.80051015	0.00	105,697,068,753	0
9/23/90	200	66.700	10.80051015	0.00	105,697,068,753	0
10/15/92	200	66.700	10.80051015	0.00	105,697,068,753	0
10/16/92	200	66.700	10.80051015	0.00	105,697,068,753	0
10/17/92	200	66.700	10.80051015	0.00	105,697,068,753	0
10/22/92	200	66.700	10.80051015	0.00	105,697,068,753	0
9/23/93	200	66.700	10.80051015	0.00	105,697,068,753	0
10/18/93	200	66.700	10.80051015	0.00	105,697,068,753	0
9/23/94	200	66.700	10.80051015	0.00	105,697,068,753	0
9/24/94	200	66.700	10.80051015	0.00	105,697,068,753	0
8/21/97	200	66.700	10.80051015	0.00	105,697,068,753	0
6/1/00	200	66.700	10.80051015	0.00	105,697,068,753	0
9/10/03	200	66.700	10.80051015	0.00	105,697,068,753	0
9/11/03	200	66.700	10.80051015	0.00	105,697,068,753	0
9/7/04	200	66.700	10.80051015	0.00	105,697,068,753	0
7/28/05	200	66.700	10.80051015	0.00	105,697,068,753	0
10/8/05	200	66.700	10.80051015	0.00	105,697,068,753	0
7/4/07	200	66.700	10.80051015	0.60	105,697,068,753	634,182,413
7/19/80	201	66.100	10.8545127	0.00	106,225,554,097	0
10/2/80	201	66.100	10.8545127	0.00	106,225,554,097	0
7/22/81	201	66.100	10.8545127	0.00	106,225,554,097	0
8/3/81	201	66.100	10.8545127	0.00	106,225,554,097	0
6/17/82	201	66.100	10.8545127	0.00	106,225,554,097	0
8/8/85	201	66.100	10.8545127	0.00	106,225,554,097	0
10/9/85	201	66.100	10.8545127	0.00	106,225,554,097	0
9/12/87	201	66.100	10.8545127	0.00	106,225,554,097	0
8/29/90	201	66.100	10.8545127	0.00	106,225,554,097	0
9/13/90	201	66.100	10.8545127	0.00	106,225,554,097	0
9/25/90	201	66.100	10.8545127	0.00	106,225,554,097	0
10/13/92	201	66.100	10.8545127	0.00	106,225,554,097	0
10/14/92	201	66.100	10.8545127	0.00	106,225,554,097	0
10/18/92	201	66.100	10.8545127	0.00	106,225,554,097	0
10/26/93	201	66.100	10.8545127	0.00	106,225,554,097	0
8/13/95	201	66.100	10.8545127	0.00	106,225,554,097	0
5/9/96	201	66.100	10.8545127	0.00	106,225,554,097	0
9/7/96	201	66.100	10.8545127	0.00	106,225,554,097	0
10/18/97	201	66.100	10.8545127	0.00	106,225,554,097	0
5/20/98	201	66.100	10.8545127	0.00	106,225,554,097	0
5/30/00	201	66.100	10.8545127	0.00	106,225,554,097	0
5/31/00	201	66.100	10.8545127	0.00	106,225,554,097	0
5/1/01	201	66.100	10.8545127	0.00	106,225,554,097	0
8/11/01	201	66.100	10.8545127	0.00	106,225,554,097	0
5/23/02	201	66.100	10.8545127	0.00	106,225,554,097	0

FINAL—Whiskey Chitto Creek (Subsegment 030501) Fecal Coliform Bacteria TMDL  
 Origination Date: October 5, 2010

Date	Observed flow (cfs)	Percent exceedance for observed flow	Adjusted flow for entire basin (cfs)	Width for area under curves (%)	Allowable load to meet standard (MPN/day)	Area under TMDL curve (MPN/day)
9/21/03	201	66.100	10.8545127	0.00	106,225,554,097	0
7/25/05	201	66.100	10.8545127	0.00	106,225,554,097	0
7/25/07	201	66.100	10.8545127	0.00	106,225,554,097	0
5/20/08	201	66.100	10.8545127	0.60	106,225,554,097	637,353,325
7/30/80	202	65.500	10.90851525	0.00	106,754,039,440	0
8/9/81	202	65.500	10.90851525	0.00	106,754,039,440	0
5/30/82	202	65.500	10.90851525	0.00	106,754,039,440	0
8/6/85	202	65.500	10.90851525	0.00	106,754,039,440	0
8/24/85	202	65.500	10.90851525	0.00	106,754,039,440	0
9/21/85	202	65.500	10.90851525	0.00	106,754,039,440	0
9/15/87	202	65.500	10.90851525	0.00	106,754,039,440	0
8/4/88	202	65.500	10.90851525	0.00	106,754,039,440	0
10/10/88	202	65.500	10.90851525	0.00	106,754,039,440	0
8/14/90	202	65.500	10.90851525	0.00	106,754,039,440	0
9/21/90	202	65.500	10.90851525	0.00	106,754,039,440	0
10/1/92	202	65.500	10.90851525	0.00	106,754,039,440	0
10/19/92	202	65.500	10.90851525	0.00	106,754,039,440	0
10/21/92	202	65.500	10.90851525	0.00	106,754,039,440	0
9/26/93	202	65.500	10.90851525	0.00	106,754,039,440	0
6/4/96	202	65.500	10.90851525	0.00	106,754,039,440	0
7/12/96	202	65.500	10.90851525	0.00	106,754,039,440	0
8/20/96	202	65.500	10.90851525	0.00	106,754,039,440	0
9/24/97	202	65.500	10.90851525	0.00	106,754,039,440	0
9/29/97	202	65.500	10.90851525	0.00	106,754,039,440	0
8/3/01	202	65.500	10.90851525	0.00	106,754,039,440	0
8/2/03	202	65.500	10.90851525	0.00	106,754,039,440	0
9/20/03	202	65.500	10.90851525	0.00	106,754,039,440	0
10/19/04	202	65.500	10.90851525	0.00	106,754,039,440	0
6/15/05	202	65.500	10.90851525	0.00	106,754,039,440	0
9/27/08	202	65.500	10.90851525	0.40	106,754,039,440	427,016,158
8/6/81	203	65.100	10.9625178	0.00	107,282,524,784	0
10/13/82	203	65.100	10.9625178	0.00	107,282,524,784	0
7/2/85	203	65.100	10.9625178	0.00	107,282,524,784	0
7/24/85	203	65.100	10.9625178	0.00	107,282,524,784	0
8/2/86	203	65.100	10.9625178	0.00	107,282,524,784	0
8/22/86	203	65.100	10.9625178	0.00	107,282,524,784	0
8/5/88	203	65.100	10.9625178	0.00	107,282,524,784	0
9/29/88	203	65.100	10.9625178	0.00	107,282,524,784	0
10/9/88	203	65.100	10.9625178	0.00	107,282,524,784	0
9/22/90	203	65.100	10.9625178	0.00	107,282,524,784	0
10/20/92	203	65.100	10.9625178	0.00	107,282,524,784	0
8/21/93	203	65.100	10.9625178	0.00	107,282,524,784	0
8/23/93	203	65.100	10.9625178	0.00	107,282,524,784	0
8/25/93	203	65.100	10.9625178	0.00	107,282,524,784	0



FINAL—Whiskey Chitto Creek (Subsegment 030501) Fecal Coliform Bacteria TMDL  
 Origination Date: October 5, 2010

Date	Observed flow (cfs)	Percent exceedance for observed flow	Adjusted flow for entire basin (cfs)	Width for area under curves (%)	Allowable load to meet standard (MPN/day)	Area under TMDL curve (MPN/day)
8/26/93	203	65.100	10.9625178	0.00	107,282,524,784	0
9/6/93	203	65.100	10.9625178	0.00	107,282,524,784	0
7/29/95	203	65.100	10.9625178	0.00	107,282,524,784	0
8/27/96	203	65.100	10.9625178	0.00	107,282,524,784	0
6/24/00	203	65.100	10.9625178	0.00	107,282,524,784	0
7/26/01	203	65.100	10.9625178	0.00	107,282,524,784	0
7/4/02	203	65.100	10.9625178	0.00	107,282,524,784	0
10/11/03	203	65.100	10.9625178	0.00	107,282,524,784	0
5/28/05	203	65.100	10.9625178	0.00	107,282,524,784	0
6/14/05	203	65.100	10.9625178	0.00	107,282,524,784	0
7/1/07	203	65.100	10.9625178	0.00	107,282,524,784	0
7/3/07	203	65.100	10.9625178	0.00	107,282,524,784	0
9/20/07	203	65.100	10.9625178	0.00	107,282,524,784	0
5/10/08	203	65.100	10.9625178	0.50	107,282,524,784	536,412,624
7/16/80	204	64.600	11.01652035	0.00	107,811,010,128	0
9/27/80	204	64.600	11.01652035	0.00	107,811,010,128	0
8/27/84	204	64.600	11.01652035	0.00	107,811,010,128	0
6/2/85	204	64.600	11.01652035	0.00	107,811,010,128	0
8/9/86	204	64.600	11.01652035	0.00	107,811,010,128	0
8/11/86	204	64.600	11.01652035	0.00	107,811,010,128	0
8/17/86	204	64.600	11.01652035	0.00	107,811,010,128	0
8/19/87	204	64.600	11.01652035	0.00	107,811,010,128	0
9/28/88	204	64.600	11.01652035	0.00	107,811,010,128	0
10/8/88	204	64.600	11.01652035	0.00	107,811,010,128	0
9/14/90	204	64.600	11.01652035	0.00	107,811,010,128	0
9/16/90	204	64.600	11.01652035	0.00	107,811,010,128	0
9/19/90	204	64.600	11.01652035	0.00	107,811,010,128	0
8/20/93	204	64.600	11.01652035	0.00	107,811,010,128	0
8/22/93	204	64.600	11.01652035	0.00	107,811,010,128	0
8/24/93	204	64.600	11.01652035	0.00	107,811,010,128	0
8/15/95	204	64.600	11.01652035	0.00	107,811,010,128	0
8/30/95	204	64.600	11.01652035	0.00	107,811,010,128	0
7/11/96	204	64.600	11.01652035	0.00	107,811,010,128	0
10/13/96	204	64.600	11.01652035	0.00	107,811,010,128	0
8/20/97	204	64.600	11.01652035	0.00	107,811,010,128	0
5/19/98	204	64.600	11.01652035	0.00	107,811,010,128	0
8/8/99	204	64.600	11.01652035	0.00	107,811,010,128	0
7/25/01	204	64.600	11.01652035	0.00	107,811,010,128	0
9/1/02	204	64.600	11.01652035	0.00	107,811,010,128	0
5/27/05	204	64.600	11.01652035	0.50	107,811,010,128	539,055,051
7/21/81	205	64.100	11.0705229	0.00	108,339,495,472	0
9/9/83	205	64.100	11.0705229	0.00	108,339,495,472	0
9/16/83	205	64.100	11.0705229	0.00	108,339,495,472	0
9/2/84	205	64.100	11.0705229	0.00	108,339,495,472	0

FINAL—Whiskey Chitto Creek (Subsegment 030501) Fecal Coliform Bacteria TMDL  
 Origination Date: October 5, 2010

Date	Observed flow (cfs)	Percent exceedance for observed flow	Adjusted flow for entire basin (cfs)	Width for area under curves (%)	Allowable load to meet standard (MPN/day)	Area under TMDL curve (MPN/day)
10/8/85	205	64.100	11.0705229	0.00	108,339,495,472	0
8/1/88	205	64.100	11.0705229	0.00	108,339,495,472	0
8/3/88	205	64.100	11.0705229	0.00	108,339,495,472	0
6/25/90	205	64.100	11.0705229	0.00	108,339,495,472	0
6/27/90	205	64.100	11.0705229	0.00	108,339,495,472	0
8/13/90	205	64.100	11.0705229	0.00	108,339,495,472	0
9/15/90	205	64.100	11.0705229	0.00	108,339,495,472	0
8/19/93	205	64.100	11.0705229	0.00	108,339,495,472	0
8/27/93	205	64.100	11.0705229	0.00	108,339,495,472	0
7/9/96	205	64.100	11.0705229	0.00	108,339,495,472	0
7/15/96	205	64.100	11.0705229	0.00	108,339,495,472	0
9/6/96	205	64.100	11.0705229	0.00	108,339,495,472	0
9/18/96	205	64.100	11.0705229	0.00	108,339,495,472	0
5/16/01	205	64.100	11.0705229	0.00	108,339,495,472	0
8/6/01	205	64.100	11.0705229	0.00	108,339,495,472	0
8/7/01	205	64.100	11.0705229	0.00	108,339,495,472	0
5/16/02	205	64.100	11.0705229	0.00	108,339,495,472	0
8/11/02	205	64.100	11.0705229	0.00	108,339,495,472	0
8/12/02	205	64.100	11.0705229	0.00	108,339,495,472	0
7/25/04	205	64.100	11.0705229	0.00	108,339,495,472	0
8/15/04	205	64.100	11.0705229	0.00	108,339,495,472	0
8/21/04	205	64.100	11.0705229	0.00	108,339,495,472	0
7/10/05	205	64.100	11.0705229	0.00	108,339,495,472	0
7/15/07	205	64.100	11.0705229	0.00	108,339,495,472	0
8/5/07	205	64.100	11.0705229	0.50	108,339,495,472	541,697,477
7/29/80	206	63.600	11.12452545	0.00	108,867,980,816	0
9/8/83	206	63.600	11.12452545	0.00	108,867,980,816	0
9/27/86	206	63.600	11.12452545	0.00	108,867,980,816	0
10/30/86	206	63.600	11.12452545	0.00	108,867,980,816	0
9/30/88	206	63.600	11.12452545	0.00	108,867,980,816	0
9/21/92	206	63.600	11.12452545	0.00	108,867,980,816	0
8/18/93	206	63.600	11.12452545	0.00	108,867,980,816	0
5/8/96	206	63.600	11.12452545	0.00	108,867,980,816	0
7/10/96	206	63.600	11.12452545	0.00	108,867,980,816	0
7/13/96	206	63.600	11.12452545	0.00	108,867,980,816	0
8/26/96	206	63.600	11.12452545	0.00	108,867,980,816	0
7/27/01	206	63.600	11.12452545	0.00	108,867,980,816	0
8/31/01	206	63.600	11.12452545	0.00	108,867,980,816	0
5/15/02	206	63.600	11.12452545	0.00	108,867,980,816	0
8/13/02	206	63.600	11.12452545	0.00	108,867,980,816	0
6/6/05	206	63.600	11.12452545	0.00	108,867,980,816	0
10/7/05	206	63.600	11.12452545	0.00	108,867,980,816	0
5/15/06	206	63.600	11.12452545	0.40	108,867,980,816	435,471,923
9/6/83	207	63.200	11.178528	0.00	109,396,466,159	0

FINAL—Whiskey Chitto Creek (Subsegment 030501) Fecal Coliform Bacteria TMDL  
 Origination Date: October 5, 2010

Date	Observed flow (cfs)	Percent exceedance for observed flow	Adjusted flow for entire basin (cfs)	Width for area under curves (%)	Allowable load to meet standard (MPN/day)	Area under TMDL curve (MPN/day)
9/4/84	207	63.200	11.178528	0.00	109,396,466,159	0
9/6/84	207	63.200	11.178528	0.00	109,396,466,159	0
9/27/88	207	63.200	11.178528	0.00	109,396,466,159	0
9/17/90	207	63.200	11.178528	0.00	109,396,466,159	0
9/30/92	207	63.200	11.178528	0.00	109,396,466,159	0
8/17/93	207	63.200	11.178528	0.00	109,396,466,159	0
5/16/96	207	63.200	11.178528	0.00	109,396,466,159	0
7/8/96	207	63.200	11.178528	0.00	109,396,466,159	0
7/14/96	207	63.200	11.178528	0.00	109,396,466,159	0
8/19/96	207	63.200	11.178528	0.00	109,396,466,159	0
8/19/97	207	63.200	11.178528	0.00	109,396,466,159	0
5/18/98	207	63.200	11.178528	0.00	109,396,466,159	0
5/29/00	207	63.200	11.178528	0.00	109,396,466,159	0
8/2/01	207	63.200	11.178528	0.00	109,396,466,159	0
8/12/01	207	63.200	11.178528	0.00	109,396,466,159	0
5/20/02	207	63.200	11.178528	0.00	109,396,466,159	0
6/15/02	207	63.200	11.178528	0.00	109,396,466,159	0
8/1/03	207	63.200	11.178528	0.00	109,396,466,159	0
9/27/03	207	63.200	11.178528	0.00	109,396,466,159	0
5/26/05	207	63.200	11.178528	0.00	109,396,466,159	0
5/29/05	207	63.200	11.178528	0.40	109,396,466,159	437,585,865
7/15/80	208	62.800	11.23253055	0.00	109,924,951,503	0
7/18/80	208	62.800	11.23253055	0.00	109,924,951,503	0
9/7/81	208	62.800	11.23253055	0.00	109,924,951,503	0
6/25/82	208	62.800	11.23253055	0.00	109,924,951,503	0
7/19/82	208	62.800	11.23253055	0.00	109,924,951,503	0
9/7/83	208	62.800	11.23253055	0.00	109,924,951,503	0
9/18/83	208	62.800	11.23253055	0.00	109,924,951,503	0
8/26/84	208	62.800	11.23253055	0.00	109,924,951,503	0
9/7/84	208	62.800	11.23253055	0.00	109,924,951,503	0
7/12/85	208	62.800	11.23253055	0.00	109,924,951,503	0
9/20/85	208	62.800	11.23253055	0.00	109,924,951,503	0
8/10/86	208	62.800	11.23253055	0.00	109,924,951,503	0
7/31/88	208	62.800	11.23253055	0.00	109,924,951,503	0
8/2/88	208	62.800	11.23253055	0.00	109,924,951,503	0
9/22/94	208	62.800	11.23253055	0.00	109,924,951,503	0
8/20/95	208	62.800	11.23253055	0.00	109,924,951,503	0
7/3/96	208	62.800	11.23253055	0.00	109,924,951,503	0
7/4/96	208	62.800	11.23253055	0.00	109,924,951,503	0
7/16/96	208	62.800	11.23253055	0.00	109,924,951,503	0
8/25/96	208	62.800	11.23253055	0.00	109,924,951,503	0
8/27/97	208	62.800	11.23253055	0.00	109,924,951,503	0
5/17/98	208	62.800	11.23253055	0.00	109,924,951,503	0
7/28/01	208	62.800	11.23253055	0.00	109,924,951,503	0

FINAL—Whiskey Chitto Creek (Subsegment 030501) Fecal Coliform Bacteria TMDL  
 Origination Date: October 5, 2010

Date	Observed flow (cfs)	Percent exceedance for observed flow	Adjusted flow for entire basin (cfs)	Width for area under curves (%)	Allowable load to meet standard (MPN/day)	Area under TMDL curve (MPN/day)
5/14/02	208	62.800	11.23253055	0.00	109,924,951,503	0
5/19/02	208	62.800	11.23253055	0.00	109,924,951,503	0
5/22/02	208	62.800	11.23253055	0.00	109,924,951,503	0
8/10/02	208	62.800	11.23253055	0.00	109,924,951,503	0
9/9/03	208	62.800	11.23253055	0.00	109,924,951,503	0
6/13/05	208	62.800	11.23253055	0.00	109,924,951,503	0
5/9/08	208	62.800	11.23253055	0.00	109,924,951,503	0
6/9/09	208	62.800	11.23253055	0.50	109,924,951,503	549,624,758
8/2/81	209	62.300	11.2865331	0.00	110,453,436,847	0
9/26/82	209	62.300	11.2865331	0.00	110,453,436,847	0
9/5/83	209	62.300	11.2865331	0.00	110,453,436,847	0
8/3/85	209	62.300	11.2865331	0.00	110,453,436,847	0
9/21/86	209	62.300	11.2865331	0.00	110,453,436,847	0
8/18/87	209	62.300	11.2865331	0.00	110,453,436,847	0
6/18/88	209	62.300	11.2865331	0.00	110,453,436,847	0
9/26/90	209	62.300	11.2865331	0.00	110,453,436,847	0
8/28/93	209	62.300	11.2865331	0.00	110,453,436,847	0
9/5/93	209	62.300	11.2865331	0.00	110,453,436,847	0
5/13/96	209	62.300	11.2865331	0.00	110,453,436,847	0
7/5/96	209	62.300	11.2865331	0.00	110,453,436,847	0
7/7/96	209	62.300	11.2865331	0.00	110,453,436,847	0
8/7/96	209	62.300	11.2865331	0.00	110,453,436,847	0
7/24/01	209	62.300	11.2865331	0.00	110,453,436,847	0
5/17/02	209	62.300	11.2865331	0.00	110,453,436,847	0
5/18/02	209	62.300	11.2865331	0.00	110,453,436,847	0
8/31/02	209	62.300	11.2865331	0.00	110,453,436,847	0
9/19/03	209	62.300	11.2865331	0.40	110,453,436,847	441,813,747
10/27/80	210	61.900	11.34053566	0.00	110,981,922,191	0
5/27/81	210	61.900	11.34053566	0.00	110,981,922,191	0
5/30/81	210	61.900	11.34053566	0.00	110,981,922,191	0
7/20/81	210	61.900	11.34053566	0.00	110,981,922,191	0
9/10/83	210	61.900	11.34053566	0.00	110,981,922,191	0
7/20/86	210	61.900	11.34053566	0.00	110,981,922,191	0
8/1/86	210	61.900	11.34053566	0.00	110,981,922,191	0
8/16/86	210	61.900	11.34053566	0.00	110,981,922,191	0
5/4/87	210	61.900	11.34053566	0.00	110,981,922,191	0
5/5/87	210	61.900	11.34053566	0.00	110,981,922,191	0
6/17/88	210	61.900	11.34053566	0.00	110,981,922,191	0
9/26/88	210	61.900	11.34053566	0.00	110,981,922,191	0
6/24/90	210	61.900	11.34053566	0.00	110,981,922,191	0
6/28/90	210	61.900	11.34053566	0.00	110,981,922,191	0
9/18/90	210	61.900	11.34053566	0.00	110,981,922,191	0
9/24/90	210	61.900	11.34053566	0.00	110,981,922,191	0
8/16/93	210	61.900	11.34053566	0.00	110,981,922,191	0

FINAL—Whiskey Chitto Creek (Subsegment 030501) Fecal Coliform Bacteria TMDL  
 Origination Date: October 5, 2010

Date	Observed flow (cfs)	Percent exceedance for observed flow	Adjusted flow for entire basin (cfs)	Width for area under curves (%)	Allowable load to meet standard (MPN/day)	Area under TMDL curve (MPN/day)
10/12/96	210	61.900	11.34053566	0.00	110,981,922,191	0
5/16/98	210	61.900	11.34053566	0.00	110,981,922,191	0
8/11/98	210	61.900	11.34053566	0.00	110,981,922,191	0
8/5/01	210	61.900	11.34053566	0.00	110,981,922,191	0
7/31/03	210	61.900	11.34053566	0.00	110,981,922,191	0
9/22/03	210	61.900	11.34053566	0.00	110,981,922,191	0
10/14/03	210	61.900	11.34053566	0.00	110,981,922,191	0
10/26/04	210	61.900	11.34053566	0.00	110,981,922,191	0
5/25/05	210	61.900	11.34053566	0.00	110,981,922,191	0
6/7/05	210	61.900	11.34053566	0.00	110,981,922,191	0
6/8/05	210	61.900	11.34053566	0.00	110,981,922,191	0
7/28/06	210	61.900	11.34053566	0.00	110,981,922,191	0
7/5/07	210	61.900	11.34053566	0.50	110,981,922,191	554,909,611
7/17/80	211	61.400	11.39453821	0.00	111,510,407,534	0
6/28/85	211	61.400	11.39453821	0.00	111,510,407,534	0
10/7/88	211	61.400	11.39453821	0.00	111,510,407,534	0
8/12/90	211	61.400	11.39453821	0.00	111,510,407,534	0
10/27/90	211	61.400	11.39453821	0.00	111,510,407,534	0
9/19/92	211	61.400	11.39453821	0.00	111,510,407,534	0
9/20/92	211	61.400	11.39453821	0.00	111,510,407,534	0
9/4/93	211	61.400	11.39453821	0.00	111,510,407,534	0
10/28/95	211	61.400	11.39453821	0.00	111,510,407,534	0
10/29/95	211	61.400	11.39453821	0.00	111,510,407,534	0
8/17/98	211	61.400	11.39453821	0.00	111,510,407,534	0
8/7/99	211	61.400	11.39453821	0.00	111,510,407,534	0
7/7/00	211	61.400	11.39453821	0.00	111,510,407,534	0
8/9/01	211	61.400	11.39453821	0.00	111,510,407,534	0
5/24/05	211	61.400	11.39453821	0.00	111,510,407,534	0
5/30/05	211	61.400	11.39453821	0.00	111,510,407,534	0
6/5/05	211	61.400	11.39453821	0.00	111,510,407,534	0
7/14/07	211	61.400	11.39453821	0.00	111,510,407,534	0
8/25/08	211	61.400	11.39453821	0.40	111,510,407,534	446,041,630
7/14/80	212	61.000	11.44854076	0.00	112,038,892,878	0
7/28/80	212	61.000	11.44854076	0.00	112,038,892,878	0
7/30/81	212	61.000	11.44854076	0.00	112,038,892,878	0
8/8/81	212	61.000	11.44854076	0.00	112,038,892,878	0
10/14/82	212	61.000	11.44854076	0.00	112,038,892,878	0
9/4/83	212	61.000	11.44854076	0.00	112,038,892,878	0
10/7/85	212	61.000	11.44854076	0.00	112,038,892,878	0
8/21/86	212	61.000	11.44854076	0.00	112,038,892,878	0
6/16/88	212	61.000	11.44854076	0.00	112,038,892,878	0
6/19/88	212	61.000	11.44854076	0.00	112,038,892,878	0
7/30/88	212	61.000	11.44854076	0.00	112,038,892,878	0
8/28/90	212	61.000	11.44854076	0.00	112,038,892,878	0

FINAL—Whiskey Chitto Creek (Subsegment 030501) Fecal Coliform Bacteria TMDL  
 Origination Date: October 5, 2010

Date	Observed flow (cfs)	Percent exceedance for observed flow	Adjusted flow for entire basin (cfs)	Width for area under curves (%)	Allowable load to meet standard (MPN/day)	Area under TMDL curve (MPN/day)
9/22/92	212	61.000	11.44854076	0.00	112,038,892,878	0
9/29/92	212	61.000	11.44854076	0.00	112,038,892,878	0
7/6/96	212	61.000	11.44854076	0.00	112,038,892,878	0
9/5/96	212	61.000	11.44854076	0.00	112,038,892,878	0
5/15/98	212	61.000	11.44854076	0.00	112,038,892,878	0
8/24/98	212	61.000	11.44854076	0.00	112,038,892,878	0
8/6/99	212	61.000	11.44854076	0.00	112,038,892,878	0
5/15/01	212	61.000	11.44854076	0.00	112,038,892,878	0
7/23/01	212	61.000	11.44854076	0.00	112,038,892,878	0
10/8/01	212	61.000	11.44854076	0.00	112,038,892,878	0
5/13/02	212	61.000	11.44854076	0.00	112,038,892,878	0
8/8/06	212	61.000	11.44854076	0.00	112,038,892,878	0
8/3/09	212	61.000	11.44854076	0.40	112,038,892,878	448,155,572
7/12/82	213	60.600	11.50254331	0.00	112,567,378,222	0
8/25/84	213	60.600	11.50254331	0.00	112,567,378,222	0
9/22/84	213	60.600	11.50254331	0.00	112,567,378,222	0
10/6/84	213	60.600	11.50254331	0.00	112,567,378,222	0
10/7/84	213	60.600	11.50254331	0.00	112,567,378,222	0
6/1/85	213	60.600	11.50254331	0.00	112,567,378,222	0
7/10/85	213	60.600	11.50254331	0.00	112,567,378,222	0
9/28/85	213	60.600	11.50254331	0.00	112,567,378,222	0
9/16/86	213	60.600	11.50254331	0.00	112,567,378,222	0
9/20/90	213	60.600	11.50254331	0.00	112,567,378,222	0
8/14/93	213	60.600	11.50254331	0.00	112,567,378,222	0
8/15/93	213	60.600	11.50254331	0.00	112,567,378,222	0
8/20/94	213	60.600	11.50254331	0.00	112,567,378,222	0
8/31/94	213	60.600	11.50254331	0.00	112,567,378,222	0
5/7/96	213	60.600	11.50254331	0.00	112,567,378,222	0
8/18/97	213	60.600	11.50254331	0.00	112,567,378,222	0
9/6/97	213	60.600	11.50254331	0.00	112,567,378,222	0
8/5/99	213	60.600	11.50254331	0.00	112,567,378,222	0
7/22/01	213	60.600	11.50254331	0.00	112,567,378,222	0
8/1/01	213	60.600	11.50254331	0.00	112,567,378,222	0
5/21/02	213	60.600	11.50254331	0.00	112,567,378,222	0
7/17/02	213	60.600	11.50254331	0.00	112,567,378,222	0
8/9/02	213	60.600	11.50254331	0.00	112,567,378,222	0
8/30/02	213	60.600	11.50254331	0.00	112,567,378,222	0
10/6/05	213	60.600	11.50254331	0.00	112,567,378,222	0
6/14/07	213	60.600	11.50254331	0.50	112,567,378,222	562,836,891
9/4/81	214	60.100	11.55654586	0.00	113,095,863,566	0
5/29/82	214	60.100	11.55654586	0.00	113,095,863,566	0
7/1/85	214	60.100	11.55654586	0.00	113,095,863,566	0
5/24/86	214	60.100	11.55654586	0.00	113,095,863,566	0
7/19/86	214	60.100	11.55654586	0.00	113,095,863,566	0

FINAL—Whiskey Chitto Creek (Subsegment 030501) Fecal Coliform Bacteria TMDL  
 Origination Date: October 5, 2010

Date	Observed flow (cfs)	Percent exceedance for observed flow	Adjusted flow for entire basin (cfs)	Width for area under curves (%)	Allowable load to meet standard (MPN/day)	Area under TMDL curve (MPN/day)
10/18/86	214	60.100	11.55654586	0.00	113,095,863,566	0
9/23/87	214	60.100	11.55654586	0.00	113,095,863,566	0
6/15/88	214	60.100	11.55654586	0.00	113,095,863,566	0
7/4/88	214	60.100	11.55654586	0.00	113,095,863,566	0
9/18/92	214	60.100	11.55654586	0.00	113,095,863,566	0
9/3/93	214	60.100	11.55654586	0.00	113,095,863,566	0
7/17/96	214	60.100	11.55654586	0.00	113,095,863,566	0
8/28/96	214	60.100	11.55654586	0.00	113,095,863,566	0
8/25/97	214	60.100	11.55654586	0.00	113,095,863,566	0
5/14/98	214	60.100	11.55654586	0.00	113,095,863,566	0
10/31/98	214	60.100	11.55654586	0.00	113,095,863,566	0
5/28/00	214	60.100	11.55654586	0.00	113,095,863,566	0
8/17/01	214	60.100	11.55654586	0.00	113,095,863,566	0
5/12/02	214	60.100	11.55654586	0.00	113,095,863,566	0
5/23/05	214	60.100	11.55654586	0.00	113,095,863,566	0
7/27/05	214	60.100	11.55654586	0.00	113,095,863,566	0
5/8/08	214	60.100	11.55654586	0.00	113,095,863,566	0
9/26/08	214	60.100	11.55654586	0.00	113,095,863,566	0
6/3/09	214	60.100	11.55654586	0.40	113,095,863,566	452,383,454
7/19/81	215	59.700	11.61054841	0.00	113,624,348,909	0
8/7/81	215	59.700	11.61054841	0.00	113,624,348,909	0
7/23/85	215	59.700	11.61054841	0.00	113,624,348,909	0
8/17/87	215	59.700	11.61054841	0.00	113,624,348,909	0
7/29/88	215	59.700	11.61054841	0.00	113,624,348,909	0
9/15/88	215	59.700	11.61054841	0.00	113,624,348,909	0
9/25/88	215	59.700	11.61054841	0.00	113,624,348,909	0
10/13/89	215	59.700	11.61054841	0.00	113,624,348,909	0
10/14/89	215	59.700	11.61054841	0.00	113,624,348,909	0
6/23/90	215	59.700	11.61054841	0.00	113,624,348,909	0
8/3/90	215	59.700	11.61054841	0.00	113,624,348,909	0
8/13/93	215	59.700	11.61054841	0.00	113,624,348,909	0
8/19/94	215	59.700	11.61054841	0.00	113,624,348,909	0
9/12/94	215	59.700	11.61054841	0.00	113,624,348,909	0
7/2/96	215	59.700	11.61054841	0.00	113,624,348,909	0
7/23/96	215	59.700	11.61054841	0.00	113,624,348,909	0
9/13/96	215	59.700	11.61054841	0.00	113,624,348,909	0
10/7/01	215	59.700	11.61054841	0.00	113,624,348,909	0
6/2/02	215	59.700	11.61054841	0.00	113,624,348,909	0
6/3/02	215	59.700	11.61054841	0.00	113,624,348,909	0
8/8/02	215	59.700	11.61054841	0.00	113,624,348,909	0
8/14/02	215	59.700	11.61054841	0.00	113,624,348,909	0
10/12/03	215	59.700	11.61054841	0.00	113,624,348,909	0
7/21/04	215	59.700	11.61054841	0.00	113,624,348,909	0
8/2/04	215	59.700	11.61054841	0.00	113,624,348,909	0

FINAL—Whiskey Chitto Creek (Subsegment 030501) Fecal Coliform Bacteria TMDL  
 Origination Date: October 5, 2010

Date	Observed flow (cfs)	Percent exceedance for observed flow	Adjusted flow for entire basin (cfs)	Width for area under curves (%)	Allowable load to meet standard (MPN/day)	Area under TMDL curve (MPN/day)
9/6/04	215	59.700	11.61054841	0.00	113,624,348,909	0
7/16/05	215	59.700	11.61054841	0.00	113,624,348,909	0
8/9/06	215	59.700	11.61054841	0.00	113,624,348,909	0
8/25/06	215	59.700	11.61054841	0.60	113,624,348,909	681,746,093
7/13/80	216	59.100	11.66455096	0.00	114,152,834,253	0
8/1/81	216	59.100	11.66455096	0.00	114,152,834,253	0
7/4/82	216	59.100	11.66455096	0.00	114,152,834,253	0
8/7/87	216	59.100	11.66455096	0.00	114,152,834,253	0
9/4/87	216	59.100	11.66455096	0.00	114,152,834,253	0
9/16/88	216	59.100	11.66455096	0.00	114,152,834,253	0
9/12/92	216	59.100	11.66455096	0.00	114,152,834,253	0
9/28/92	216	59.100	11.66455096	0.00	114,152,834,253	0
9/13/94	216	59.100	11.66455096	0.00	114,152,834,253	0
7/25/95	216	59.100	11.66455096	0.00	114,152,834,253	0
8/18/96	216	59.100	11.66455096	0.00	114,152,834,253	0
9/5/97	216	59.100	11.66455096	0.00	114,152,834,253	0
10/30/98	216	59.100	11.66455096	0.00	114,152,834,253	0
6/30/07	216	59.100	11.66455096	0.20	114,152,834,253	228,305,669
8/23/85	217	58.900	11.71855351	0.00	114,681,319,597	0
5/17/86	217	58.900	11.71855351	0.00	114,681,319,597	0
6/14/88	217	58.900	11.71855351	0.00	114,681,319,597	0
9/14/88	217	58.900	11.71855351	0.00	114,681,319,597	0
10/12/89	217	58.900	11.71855351	0.00	114,681,319,597	0
10/15/89	217	58.900	11.71855351	0.00	114,681,319,597	0
8/7/90	217	58.900	11.71855351	0.00	114,681,319,597	0
8/22/90	217	58.900	11.71855351	0.00	114,681,319,597	0
9/11/92	217	58.900	11.71855351	0.00	114,681,319,597	0
9/16/92	217	58.900	11.71855351	0.00	114,681,319,597	0
9/1/94	217	58.900	11.71855351	0.00	114,681,319,597	0
9/21/94	217	58.900	11.71855351	0.00	114,681,319,597	0
7/22/96	217	58.900	11.71855351	0.00	114,681,319,597	0
7/24/96	217	58.900	11.71855351	0.00	114,681,319,597	0
8/6/96	217	58.900	11.71855351	0.00	114,681,319,597	0
5/13/98	217	58.900	11.71855351	0.00	114,681,319,597	0
8/4/99	217	58.900	11.71855351	0.00	114,681,319,597	0
9/14/00	217	58.900	11.71855351	0.00	114,681,319,597	0
7/21/01	217	58.900	11.71855351	0.00	114,681,319,597	0
10/11/01	217	58.900	11.71855351	0.00	114,681,319,597	0
5/11/02	217	58.900	11.71855351	0.00	114,681,319,597	0
7/16/02	217	58.900	11.71855351	0.00	114,681,319,597	0
9/23/03	217	58.900	11.71855351	0.00	114,681,319,597	0
5/22/05	217	58.900	11.71855351	0.00	114,681,319,597	0
5/31/05	217	58.900	11.71855351	0.00	114,681,319,597	0
6/17/05	217	58.900	11.71855351	0.00	114,681,319,597	0



FINAL—Whiskey Chitto Creek (Subsegment 030501) Fecal Coliform Bacteria TMDL  
 Origination Date: October 5, 2010

Date	Observed flow (cfs)	Percent exceedance for observed flow	Adjusted flow for entire basin (cfs)	Width for area under curves (%)	Allowable load to meet standard (MPN/day)	Area under TMDL curve (MPN/day)
6/13/07	217	58.900	11.71855351	0.00	114,681,319,597	0
6/27/07	217	58.900	11.71855351	0.50	114,681,319,597	573,406,598
7/31/81	218	58.400	11.77255606	0.00	115,209,804,941	0
9/3/83	218	58.400	11.77255606	0.00	115,209,804,941	0
10/15/85	218	58.400	11.77255606	0.00	115,209,804,941	0
7/23/86	218	58.400	11.77255606	0.00	115,209,804,941	0
7/3/88	218	58.400	11.77255606	0.00	115,209,804,941	0
7/28/88	218	58.400	11.77255606	0.00	115,209,804,941	0
9/13/88	218	58.400	11.77255606	0.00	115,209,804,941	0
10/10/89	218	58.400	11.77255606	0.00	115,209,804,941	0
10/11/89	218	58.400	11.77255606	0.00	115,209,804,941	0
8/6/90	218	58.400	11.77255606	0.00	115,209,804,941	0
8/16/95	218	58.400	11.77255606	0.00	115,209,804,941	0
8/28/95	218	58.400	11.77255606	0.00	115,209,804,941	0
8/29/95	218	58.400	11.77255606	0.00	115,209,804,941	0
10/27/95	218	58.400	11.77255606	0.00	115,209,804,941	0
6/19/00	218	58.400	11.77255606	0.00	115,209,804,941	0
8/13/01	218	58.400	11.77255606	0.00	115,209,804,941	0
8/16/01	218	58.400	11.77255606	0.00	115,209,804,941	0
10/5/01	218	58.400	11.77255606	0.00	115,209,804,941	0
10/10/01	218	58.400	11.77255606	0.00	115,209,804,941	0
7/30/03	218	58.400	11.77255606	0.00	115,209,804,941	0
6/4/05	218	58.400	11.77255606	0.00	115,209,804,941	0
7/15/05	218	58.400	11.77255606	0.00	115,209,804,941	0
6/12/07	218	58.400	11.77255606	0.00	115,209,804,941	0
6/4/09	218	58.400	11.77255606	0.50	115,209,804,941	576,049,025
7/12/80	219	57.900	11.82655861	0.00	115,738,290,284	0
8/21/82	219	57.900	11.82655861	0.00	115,738,290,284	0
8/1/83	219	57.900	11.82655861	0.00	115,738,290,284	0
9/15/83	219	57.900	11.82655861	0.00	115,738,290,284	0
9/5/84	219	57.900	11.82655861	0.00	115,738,290,284	0
10/5/84	219	57.900	11.82655861	0.00	115,738,290,284	0
9/19/85	219	57.900	11.82655861	0.00	115,738,290,284	0
5/23/86	219	57.900	11.82655861	0.00	115,738,290,284	0
7/18/86	219	57.900	11.82655861	0.00	115,738,290,284	0
6/13/88	219	57.900	11.82655861	0.00	115,738,290,284	0
10/9/89	219	57.900	11.82655861	0.00	115,738,290,284	0
10/29/89	219	57.900	11.82655861	0.00	115,738,290,284	0
10/30/89	219	57.900	11.82655861	0.00	115,738,290,284	0
10/31/89	219	57.900	11.82655861	0.00	115,738,290,284	0
8/2/90	219	57.900	11.82655861	0.00	115,738,290,284	0
8/10/93	219	57.900	11.82655861	0.00	115,738,290,284	0
8/12/93	219	57.900	11.82655861	0.00	115,738,290,284	0
8/18/94	219	57.900	11.82655861	0.00	115,738,290,284	0

FINAL—Whiskey Chitto Creek (Subsegment 030501) Fecal Coliform Bacteria TMDL  
 Origination Date: October 5, 2010

Date	Observed flow (cfs)	Percent exceedance for observed flow	Adjusted flow for entire basin (cfs)	Width for area under curves (%)	Allowable load to meet standard (MPN/day)	Area under TMDL curve (MPN/day)
9/29/95	219	57.900	11.82655861	0.00	115,738,290,284	0
10/26/95	219	57.900	11.82655861	0.00	115,738,290,284	0
10/29/98	219	57.900	11.82655861	0.00	115,738,290,284	0
8/15/01	219	57.900	11.82655861	0.00	115,738,290,284	0
6/11/02	219	57.900	11.82655861	0.00	115,738,290,284	0
7/3/02	219	57.900	11.82655861	0.00	115,738,290,284	0
8/29/02	219	57.900	11.82655861	0.00	115,738,290,284	0
5/25/03	219	57.900	11.82655861	0.00	115,738,290,284	0
6/2/03	219	57.900	11.82655861	0.00	115,738,290,284	0
9/8/03	219	57.900	11.82655861	0.00	115,738,290,284	0
7/29/07	219	57.900	11.82655861	0.50	115,738,290,284	578,691,451
7/27/80	220	57.400	11.88056116	0.00	116,266,775,628	0
10/26/80	220	57.400	11.88056116	0.00	116,266,775,628	0
5/26/81	220	57.400	11.88056116	0.00	116,266,775,628	0
9/11/83	220	57.400	11.88056116	0.00	116,266,775,628	0
5/16/86	220	57.400	11.88056116	0.00	116,266,775,628	0
5/3/87	220	57.400	11.88056116	0.00	116,266,775,628	0
9/17/87	220	57.400	11.88056116	0.00	116,266,775,628	0
10/8/89	220	57.400	11.88056116	0.00	116,266,775,628	0
10/28/89	220	57.400	11.88056116	0.00	116,266,775,628	0
6/22/90	220	57.400	11.88056116	0.00	116,266,775,628	0
6/29/90	220	57.400	11.88056116	0.00	116,266,775,628	0
8/4/90	220	57.400	11.88056116	0.00	116,266,775,628	0
8/5/90	220	57.400	11.88056116	0.00	116,266,775,628	0
8/11/93	220	57.400	11.88056116	0.00	116,266,775,628	0
9/30/93	220	57.400	11.88056116	0.00	116,266,775,628	0
8/17/94	220	57.400	11.88056116	0.00	116,266,775,628	0
8/30/94	220	57.400	11.88056116	0.00	116,266,775,628	0
9/27/95	220	57.400	11.88056116	0.00	116,266,775,628	0
10/30/95	220	57.400	11.88056116	0.00	116,266,775,628	0
5/6/96	220	57.400	11.88056116	0.00	116,266,775,628	0
6/7/01	220	57.400	11.88056116	0.00	116,266,775,628	0
8/8/01	220	57.400	11.88056116	0.00	116,266,775,628	0
10/6/01	220	57.400	11.88056116	0.00	116,266,775,628	0
10/9/01	220	57.400	11.88056116	0.00	116,266,775,628	0
5/10/02	220	57.400	11.88056116	0.00	116,266,775,628	0
5/24/03	220	57.400	11.88056116	0.00	116,266,775,628	0
5/21/05	220	57.400	11.88056116	0.00	116,266,775,628	0
6/11/07	220	57.400	11.88056116	0.00	116,266,775,628	0
6/26/07	220	57.400	11.88056116	0.00	116,266,775,628	0
9/12/08	220	57.400	11.88056116	0.00	116,266,775,628	0
6/2/09	220	57.400	11.88056116	0.60	116,266,775,628	697,600,654
5/18/86	221	56.800	11.93456371	0.00	116,795,260,972	0
7/21/86	221	56.800	11.93456371	0.00	116,795,260,972	0

FINAL—Whiskey Chitto Creek (Subsegment 030501) Fecal Coliform Bacteria TMDL  
 Origination Date: October 5, 2010

Date	Observed flow (cfs)	Percent exceedance for observed flow	Adjusted flow for entire basin (cfs)	Width for area under curves (%)	Allowable load to meet standard (MPN/day)	Area under TMDL curve (MPN/day)
8/6/87	221	56.800	11.93456371	0.00	116,795,260,972	0
6/12/88	221	56.800	11.93456371	0.00	116,795,260,972	0
10/16/89	221	56.800	11.93456371	0.00	116,795,260,972	0
10/27/89	221	56.800	11.93456371	0.00	116,795,260,972	0
8/1/90	221	56.800	11.93456371	0.00	116,795,260,972	0
8/11/90	221	56.800	11.93456371	0.00	116,795,260,972	0
8/13/94	221	56.800	11.93456371	0.00	116,795,260,972	0
8/15/94	221	56.800	11.93456371	0.00	116,795,260,972	0
8/16/94	221	56.800	11.93456371	0.00	116,795,260,972	0
9/12/96	221	56.800	11.93456371	0.00	116,795,260,972	0
9/19/96	221	56.800	11.93456371	0.00	116,795,260,972	0
10/11/96	221	56.800	11.93456371	0.00	116,795,260,972	0
9/28/97	221	56.800	11.93456371	0.00	116,795,260,972	0
5/12/98	221	56.800	11.93456371	0.00	116,795,260,972	0
10/28/98	221	56.800	11.93456371	0.00	116,795,260,972	0
7/31/01	221	56.800	11.93456371	0.00	116,795,260,972	0
10/4/01	221	56.800	11.93456371	0.00	116,795,260,972	0
5/26/03	221	56.800	11.93456371	0.00	116,795,260,972	0
9/18/03	221	56.800	11.93456371	0.00	116,795,260,972	0
9/26/03	221	56.800	11.93456371	0.00	116,795,260,972	0
7/9/05	221	56.800	11.93456371	0.00	116,795,260,972	0
10/5/05	221	56.800	11.93456371	0.00	116,795,260,972	0
5/2/08	221	56.800	11.93456371	0.40	116,795,260,972	467,181,044
7/11/80	222	56.400	11.98856626	0.00	117,323,746,316	0
5/26/86	222	56.400	11.98856626	0.00	117,323,746,316	0
7/31/86	222	56.400	11.98856626	0.00	117,323,746,316	0
9/12/88	222	56.400	11.98856626	0.00	117,323,746,316	0
9/24/88	222	56.400	11.98856626	0.00	117,323,746,316	0
10/28/88	222	56.400	11.98856626	0.00	117,323,746,316	0
10/7/89	222	56.400	11.98856626	0.00	117,323,746,316	0
10/26/89	222	56.400	11.98856626	0.00	117,323,746,316	0
9/10/92	222	56.400	11.98856626	0.00	117,323,746,316	0
8/6/93	222	56.400	11.98856626	0.00	117,323,746,316	0
9/2/93	222	56.400	11.98856626	0.00	117,323,746,316	0
8/14/94	222	56.400	11.98856626	0.00	117,323,746,316	0
9/11/94	222	56.400	11.98856626	0.00	117,323,746,316	0
10/25/95	222	56.400	11.98856626	0.00	117,323,746,316	0
7/1/96	222	56.400	11.98856626	0.00	117,323,746,316	0
8/17/97	222	56.400	11.98856626	0.00	117,323,746,316	0
8/3/99	222	56.400	11.98856626	0.00	117,323,746,316	0
7/20/01	222	56.400	11.98856626	0.00	117,323,746,316	0
6/3/03	222	56.400	11.98856626	0.00	117,323,746,316	0
6/8/09	222	56.400	11.98856626	0.40	117,323,746,316	469,294,985
7/18/81	223	56.000	12.04256882	0.00	117,852,231,660	0

FINAL—Whiskey Chitto Creek (Subsegment 030501) Fecal Coliform Bacteria TMDL  
 Origination Date: October 5, 2010

Date	Observed flow (cfs)	Percent exceedance for observed flow	Adjusted flow for entire basin (cfs)	Width for area under curves (%)	Allowable load to meet standard (MPN/day)	Area under TMDL curve (MPN/day)
7/31/83	223	56.000	12.04256882	0.00	117,852,231,660	0
8/24/84	223	56.000	12.04256882	0.00	117,852,231,660	0
10/6/85	223	56.000	12.04256882	0.00	117,852,231,660	0
6/2/88	223	56.000	12.04256882	0.00	117,852,231,660	0
7/2/88	223	56.000	12.04256882	0.00	117,852,231,660	0
7/18/88	223	56.000	12.04256882	0.00	117,852,231,660	0
10/25/89	223	56.000	12.04256882	0.00	117,852,231,660	0
9/17/92	223	56.000	12.04256882	0.00	117,852,231,660	0
8/5/93	223	56.000	12.04256882	0.00	117,852,231,660	0
8/7/93	223	56.000	12.04256882	0.00	117,852,231,660	0
8/21/94	223	56.000	12.04256882	0.00	117,852,231,660	0
10/24/95	223	56.000	12.04256882	0.00	117,852,231,660	0
10/27/98	223	56.000	12.04256882	0.00	117,852,231,660	0
8/7/02	223	56.000	12.04256882	0.00	117,852,231,660	0
5/23/03	223	56.000	12.04256882	0.00	117,852,231,660	0
5/20/05	223	56.000	12.04256882	0.00	117,852,231,660	0
7/8/06	223	56.000	12.04256882	0.00	117,852,231,660	0
5/3/08	223	56.000	12.04256882	0.30	117,852,231,660	353,556,695
10/30/80	224	55.700	12.09657137	0.00	118,380,717,003	0
9/17/81	224	55.700	12.09657137	0.00	118,380,717,003	0
9/2/83	224	55.700	12.09657137	0.00	118,380,717,003	0
5/25/86	224	55.700	12.09657137	0.00	118,380,717,003	0
6/11/88	224	55.700	12.09657137	0.00	118,380,717,003	0
8/10/88	224	55.700	12.09657137	0.00	118,380,717,003	0
10/6/89	224	55.700	12.09657137	0.00	118,380,717,003	0
10/24/89	224	55.700	12.09657137	0.00	118,380,717,003	0
9/15/92	224	55.700	12.09657137	0.00	118,380,717,003	0
8/12/94	224	55.700	12.09657137	0.00	118,380,717,003	0
9/18/94	224	55.700	12.09657137	0.00	118,380,717,003	0
9/4/96	224	55.700	12.09657137	0.00	118,380,717,003	0
8/8/97	224	55.700	12.09657137	0.00	118,380,717,003	0
10/13/99	224	55.700	12.09657137	0.00	118,380,717,003	0
5/9/02	224	55.700	12.09657137	0.00	118,380,717,003	0
7/15/02	224	55.700	12.09657137	0.00	118,380,717,003	0
8/31/03	224	55.700	12.09657137	0.00	118,380,717,003	0
6/12/05	224	55.700	12.09657137	0.40	118,380,717,003	473,522,868
7/9/85	225	55.300	12.15057392	0.00	118,909,202,347	0
10/29/86	225	55.300	12.15057392	0.00	118,909,202,347	0
8/16/87	225	55.300	12.15057392	0.00	118,909,202,347	0
9/14/87	225	55.300	12.15057392	0.00	118,909,202,347	0
6/1/88	225	55.300	12.15057392	0.00	118,909,202,347	0
7/17/88	225	55.300	12.15057392	0.00	118,909,202,347	0
7/27/88	225	55.300	12.15057392	0.00	118,909,202,347	0
10/23/89	225	55.300	12.15057392	0.00	118,909,202,347	0

FINAL—Whiskey Chitto Creek (Subsegment 030501) Fecal Coliform Bacteria TMDL  
 Origination Date: October 5, 2010

Date	Observed flow (cfs)	Percent exceedance for observed flow	Adjusted flow for entire basin (cfs)	Width for area under curves (%)	Allowable load to meet standard (MPN/day)	Area under TMDL curve (MPN/day)
6/30/90	225	55.300	12.15057392	0.00	118,909,202,347	0
7/31/90	225	55.300	12.15057392	0.00	118,909,202,347	0
10/25/93	225	55.300	12.15057392	0.00	118,909,202,347	0
7/16/95	225	55.300	12.15057392	0.00	118,909,202,347	0
8/9/95	225	55.300	12.15057392	0.00	118,909,202,347	0
6/3/96	225	55.300	12.15057392	0.00	118,909,202,347	0
5/27/00	225	55.300	12.15057392	0.00	118,909,202,347	0
9/16/00	225	55.300	12.15057392	0.00	118,909,202,347	0
5/27/03	225	55.300	12.15057392	0.00	118,909,202,347	0
6/1/03	225	55.300	12.15057392	0.00	118,909,202,347	0
8/14/04	225	55.300	12.15057392	0.00	118,909,202,347	0
9/4/04	225	55.300	12.15057392	0.00	118,909,202,347	0
8/19/05	225	55.300	12.15057392	0.30	118,909,202,347	356,727,607
7/10/80	226	55.000	12.20457647	0.00	119,437,687,691	0
8/30/83	226	55.000	12.20457647	0.00	119,437,687,691	0
8/31/83	226	55.000	12.20457647	0.00	119,437,687,691	0
10/4/84	226	55.000	12.20457647	0.00	119,437,687,691	0
7/18/85	226	55.000	12.20457647	0.00	119,437,687,691	0
10/17/89	226	55.000	12.20457647	0.00	119,437,687,691	0
8/4/93	226	55.000	12.20457647	0.00	119,437,687,691	0
9/16/94	226	55.000	12.20457647	0.00	119,437,687,691	0
10/31/95	226	55.000	12.20457647	0.00	119,437,687,691	0
5/8/02	226	55.000	12.20457647	0.00	119,437,687,691	0
8/28/02	226	55.000	12.20457647	0.00	119,437,687,691	0
5/22/03	226	55.000	12.20457647	0.00	119,437,687,691	0
5/19/05	226	55.000	12.20457647	0.30	119,437,687,691	358,313,063
7/11/85	227	54.700	12.25857902	0.00	119,966,173,035	0
7/17/86	227	54.700	12.25857902	0.00	119,966,173,035	0
10/6/88	227	54.700	12.25857902	0.00	119,966,173,035	0
8/25/92	227	54.700	12.25857902	0.00	119,966,173,035	0
8/11/94	227	54.700	12.25857902	0.00	119,966,173,035	0
7/19/96	227	54.700	12.25857902	0.00	119,966,173,035	0
10/17/97	227	54.700	12.25857902	0.00	119,966,173,035	0
5/11/98	227	54.700	12.25857902	0.00	119,966,173,035	0
10/3/01	227	54.700	12.25857902	0.00	119,966,173,035	0
7/20/02	227	54.700	12.25857902	0.00	119,966,173,035	0
5/28/03	227	54.700	12.25857902	0.00	119,966,173,035	0
6/3/05	227	54.700	12.25857902	0.00	119,966,173,035	0
5/7/08	227	54.700	12.25857902	0.00	119,966,173,035	0
9/25/08	227	54.700	12.25857902	0.20	119,966,173,035	239,932,346
7/9/80	228	54.500	12.31258157	0.00	120,494,658,378	0
6/19/82	228	54.500	12.31258157	0.00	120,494,658,378	0
7/29/83	228	54.500	12.31258157	0.00	120,494,658,378	0
7/30/83	228	54.500	12.31258157	0.00	120,494,658,378	0

FINAL—Whiskey Chitto Creek (Subsegment 030501) Fecal Coliform Bacteria TMDL  
 Origination Date: October 5, 2010

Date	Observed flow (cfs)	Percent exceedance for observed flow	Adjusted flow for entire basin (cfs)	Width for area under curves (%)	Allowable load to meet standard (MPN/day)	Area under TMDL curve (MPN/day)
8/2/83	228	54.500	12.31258157	0.00	120,494,658,378	0
9/14/83	228	54.500	12.31258157	0.00	120,494,658,378	0
10/13/83	228	54.500	12.31258157	0.00	120,494,658,378	0
10/14/83	228	54.500	12.31258157	0.00	120,494,658,378	0
8/23/84	228	54.500	12.31258157	0.00	120,494,658,378	0
5/15/86	228	54.500	12.31258157	0.00	120,494,658,378	0
8/8/87	228	54.500	12.31258157	0.00	120,494,658,378	0
8/31/88	228	54.500	12.31258157	0.00	120,494,658,378	0
9/11/88	228	54.500	12.31258157	0.00	120,494,658,378	0
10/5/89	228	54.500	12.31258157	0.00	120,494,658,378	0
8/26/92	228	54.500	12.31258157	0.00	120,494,658,378	0
9/9/92	228	54.500	12.31258157	0.00	120,494,658,378	0
8/8/93	228	54.500	12.31258157	0.00	120,494,658,378	0
8/9/93	228	54.500	12.31258157	0.00	120,494,658,378	0
5/5/96	228	54.500	12.31258157	0.00	120,494,658,378	0
7/20/96	228	54.500	12.31258157	0.00	120,494,658,378	0
8/7/97	228	54.500	12.31258157	0.00	120,494,658,378	0
9/25/97	228	54.500	12.31258157	0.00	120,494,658,378	0
10/26/98	228	54.500	12.31258157	0.00	120,494,658,378	0
8/2/99	228	54.500	12.31258157	0.00	120,494,658,378	0
7/19/01	228	54.500	12.31258157	0.00	120,494,658,378	0
5/7/02	228	54.500	12.31258157	0.00	120,494,658,378	0
8/28/03	228	54.500	12.31258157	0.00	120,494,658,378	0
10/13/03	228	54.500	12.31258157	0.00	120,494,658,378	0
5/23/07	228	54.500	12.31258157	0.00	120,494,658,378	0
6/10/07	228	54.500	12.31258157	0.60	120,494,658,378	722,967,950
5/28/82	229	53.900	12.36658412	0.00	121,023,143,722	0
8/29/83	229	53.900	12.36658412	0.00	121,023,143,722	0
5/11/86	229	53.900	12.36658412	0.00	121,023,143,722	0
7/1/88	229	53.900	12.36658412	0.00	121,023,143,722	0
10/22/89	229	53.900	12.36658412	0.00	121,023,143,722	0
8/2/94	229	53.900	12.36658412	0.00	121,023,143,722	0
8/27/95	229	53.900	12.36658412	0.00	121,023,143,722	0
6/30/96	229	53.900	12.36658412	0.00	121,023,143,722	0
8/6/97	229	53.900	12.36658412	0.00	121,023,143,722	0
10/31/97	229	53.900	12.36658412	0.00	121,023,143,722	0
5/18/05	229	53.900	12.36658412	0.00	121,023,143,722	0
5/24/07	229	53.900	12.36658412	0.00	121,023,143,722	0
6/1/09	229	53.900	12.36658412	0.20	121,023,143,722	242,046,287
7/6/80	230	53.700	12.42058667	0.00	121,551,629,066	0
7/8/80	230	53.700	12.42058667	0.00	121,551,629,066	0
9/9/80	230	53.700	12.42058667	0.00	121,551,629,066	0
5/4/81	230	53.700	12.42058667	0.00	121,551,629,066	0
5/29/81	230	53.700	12.42058667	0.00	121,551,629,066	0

FINAL—Whiskey Chitto Creek (Subsegment 030501) Fecal Coliform Bacteria TMDL  
 Origination Date: October 5, 2010

Date	Observed flow (cfs)	Percent exceedance for observed flow	Adjusted flow for entire basin (cfs)	Width for area under curves (%)	Allowable load to meet standard (MPN/day)	Area under TMDL curve (MPN/day)
9/6/81	230	53.700	12.42058667	0.00	121,551,629,066	0
5/27/82	230	53.700	12.42058667	0.00	121,551,629,066	0
10/12/83	230	53.700	12.42058667	0.00	121,551,629,066	0
10/15/83	230	53.700	12.42058667	0.00	121,551,629,066	0
6/26/85	230	53.700	12.42058667	0.00	121,551,629,066	0
8/20/86	230	53.700	12.42058667	0.00	121,551,629,066	0
5/2/87	230	53.700	12.42058667	0.00	121,551,629,066	0
5/31/88	230	53.700	12.42058667	0.00	121,551,629,066	0
6/3/88	230	53.700	12.42058667	0.00	121,551,629,066	0
6/10/88	230	53.700	12.42058667	0.00	121,551,629,066	0
8/6/88	230	53.700	12.42058667	0.00	121,551,629,066	0
9/1/88	230	53.700	12.42058667	0.00	121,551,629,066	0
6/21/90	230	53.700	12.42058667	0.00	121,551,629,066	0
7/3/90	230	53.700	12.42058667	0.00	121,551,629,066	0
8/23/92	230	53.700	12.42058667	0.00	121,551,629,066	0
8/24/92	230	53.700	12.42058667	0.00	121,551,629,066	0
8/27/92	230	53.700	12.42058667	0.00	121,551,629,066	0
9/27/92	230	53.700	12.42058667	0.00	121,551,629,066	0
8/3/93	230	53.700	12.42058667	0.00	121,551,629,066	0
10/17/93	230	53.700	12.42058667	0.00	121,551,629,066	0
7/24/95	230	53.700	12.42058667	0.00	121,551,629,066	0
10/20/95	230	53.700	12.42058667	0.00	121,551,629,066	0
10/23/95	230	53.700	12.42058667	0.00	121,551,629,066	0
10/10/96	230	53.700	12.42058667	0.00	121,551,629,066	0
8/6/02	230	53.700	12.42058667	0.00	121,551,629,066	0
5/21/03	230	53.700	12.42058667	0.00	121,551,629,066	0
9/12/03	230	53.700	12.42058667	0.00	121,551,629,066	0
7/20/04	230	53.700	12.42058667	0.00	121,551,629,066	0
9/2/04	230	53.700	12.42058667	0.00	121,551,629,066	0
9/3/04	230	53.700	12.42058667	0.00	121,551,629,066	0
9/5/04	230	53.700	12.42058667	0.00	121,551,629,066	0
5/22/07	230	53.700	12.42058667	0.00	121,551,629,066	0
7/13/07	230	53.700	12.42058667	0.70	121,551,629,066	850,861,403
5/25/82	231	53.000	12.47458922	0.00	122,080,114,410	0
10/16/82	231	53.000	12.47458922	0.00	122,080,114,410	0
10/30/87	231	53.000	12.47458922	0.00	122,080,114,410	0
9/28/89	231	53.000	12.47458922	0.00	122,080,114,410	0
10/1/89	231	53.000	12.47458922	0.00	122,080,114,410	0
8/28/92	231	53.000	12.47458922	0.00	122,080,114,410	0
8/1/94	231	53.000	12.47458922	0.00	122,080,114,410	0
8/5/94	231	53.000	12.47458922	0.00	122,080,114,410	0
8/29/94	231	53.000	12.47458922	0.00	122,080,114,410	0
9/15/94	231	53.000	12.47458922	0.00	122,080,114,410	0
7/21/96	231	53.000	12.47458922	0.00	122,080,114,410	0

FINAL—Whiskey Chitto Creek (Subsegment 030501) Fecal Coliform Bacteria TMDL  
 Origination Date: October 5, 2010

Date	Observed flow (cfs)	Percent exceedance for observed flow	Adjusted flow for entire basin (cfs)	Width for area under curves (%)	Allowable load to meet standard (MPN/day)	Area under TMDL curve (MPN/day)
8/16/97	231	53.000	12.47458922	0.00	122,080,114,410	0
6/23/00	231	53.000	12.47458922	0.00	122,080,114,410	0
5/6/02	231	53.000	12.47458922	0.00	122,080,114,410	0
5/16/03	231	53.000	12.47458922	0.30	122,080,114,410	366,240,343
7/7/80	232	52.700	12.52859177	0.00	122,608,599,753	0
7/17/81	232	52.700	12.52859177	0.00	122,608,599,753	0
9/18/81	232	52.700	12.52859177	0.00	122,608,599,753	0
7/28/83	232	52.700	12.52859177	0.00	122,608,599,753	0
9/1/83	232	52.700	12.52859177	0.00	122,608,599,753	0
10/11/83	232	52.700	12.52859177	0.00	122,608,599,753	0
10/16/83	232	52.700	12.52859177	0.00	122,608,599,753	0
10/18/83	232	52.700	12.52859177	0.00	122,608,599,753	0
5/12/86	232	52.700	12.52859177	0.00	122,608,599,753	0
5/19/86	232	52.700	12.52859177	0.00	122,608,599,753	0
5/22/86	232	52.700	12.52859177	0.00	122,608,599,753	0
8/5/87	232	52.700	12.52859177	0.00	122,608,599,753	0
9/23/88	232	52.700	12.52859177	0.00	122,608,599,753	0
10/3/88	232	52.700	12.52859177	0.00	122,608,599,753	0
10/4/88	232	52.700	12.52859177	0.00	122,608,599,753	0
9/25/89	232	52.700	12.52859177	0.00	122,608,599,753	0
9/26/89	232	52.700	12.52859177	0.00	122,608,599,753	0
9/27/89	232	52.700	12.52859177	0.00	122,608,599,753	0
9/29/89	232	52.700	12.52859177	0.00	122,608,599,753	0
7/30/90	232	52.700	12.52859177	0.00	122,608,599,753	0
8/5/96	232	52.700	12.52859177	0.00	122,608,599,753	0
8/17/96	232	52.700	12.52859177	0.00	122,608,599,753	0
6/26/97	232	52.700	12.52859177	0.00	122,608,599,753	0
8/5/97	232	52.700	12.52859177	0.00	122,608,599,753	0
8/26/97	232	52.700	12.52859177	0.00	122,608,599,753	0
5/10/98	232	52.700	12.52859177	0.00	122,608,599,753	0
7/30/01	232	52.700	12.52859177	0.00	122,608,599,753	0
5/15/03	232	52.700	12.52859177	0.00	122,608,599,753	0
5/17/03	232	52.700	12.52859177	0.00	122,608,599,753	0
5/17/05	232	52.700	12.52859177	0.00	122,608,599,753	0
7/4/05	232	52.700	12.52859177	0.00	122,608,599,753	0
10/4/05	232	52.700	12.52859177	0.00	122,608,599,753	0
6/25/07	232	52.700	12.52859177	0.00	122,608,599,753	0
9/26/07	232	52.700	12.52859177	0.00	122,608,599,753	0
5/1/08	232	52.700	12.52859177	0.60	122,608,599,753	735,651,599
9/18/85	233	52.100	12.58259432	0.00	123,137,085,097	0
5/10/86	233	52.100	12.58259432	0.00	123,137,085,097	0
9/26/86	233	52.100	12.58259432	0.00	123,137,085,097	0
6/5/88	233	52.100	12.58259432	0.00	123,137,085,097	0
7/16/88	233	52.100	12.58259432	0.00	123,137,085,097	0



FINAL—Whiskey Chitto Creek (Subsegment 030501) Fecal Coliform Bacteria TMDL  
 Origination Date: October 5, 2010

Date	Observed flow (cfs)	Percent exceedance for observed flow	Adjusted flow for entire basin (cfs)	Width for area under curves (%)	Allowable load to meet standard (MPN/day)	Area under TMDL curve (MPN/day)
9/24/89	233	52.100	12.58259432	0.00	123,137,085,097	0
9/30/89	233	52.100	12.58259432	0.00	123,137,085,097	0
10/4/89	233	52.100	12.58259432	0.00	123,137,085,097	0
7/9/94	233	52.100	12.58259432	0.00	123,137,085,097	0
8/6/94	233	52.100	12.58259432	0.00	123,137,085,097	0
5/31/96	233	52.100	12.58259432	0.00	123,137,085,097	0
9/26/96	233	52.100	12.58259432	0.00	123,137,085,097	0
10/25/98	233	52.100	12.58259432	0.00	123,137,085,097	0
5/18/03	233	52.100	12.58259432	0.00	123,137,085,097	0
5/19/03	233	52.100	12.58259432	0.00	123,137,085,097	0
7/25/03	233	52.100	12.58259432	0.00	123,137,085,097	0
10/22/04	233	52.100	12.58259432	0.00	123,137,085,097	0
6/9/05	233	52.100	12.58259432	0.00	123,137,085,097	0
5/14/06	233	52.100	12.58259432	0.40	123,137,085,097	492,548,340
7/11/82	234	51.700	12.63659687	0.00	123,665,570,441	0
9/16/82	234	51.700	12.63659687	0.00	123,665,570,441	0
10/10/83	234	51.700	12.63659687	0.00	123,665,570,441	0
10/17/83	234	51.700	12.63659687	0.00	123,665,570,441	0
10/19/83	234	51.700	12.63659687	0.00	123,665,570,441	0
7/22/85	234	51.700	12.63659687	0.00	123,665,570,441	0
7/19/88	234	51.700	12.63659687	0.00	123,665,570,441	0
8/9/88	234	51.700	12.63659687	0.00	123,665,570,441	0
10/26/90	234	51.700	12.63659687	0.00	123,665,570,441	0
8/22/92	234	51.700	12.63659687	0.00	123,665,570,441	0
7/8/94	234	51.700	12.63659687	0.00	123,665,570,441	0
8/10/94	234	51.700	12.63659687	0.00	123,665,570,441	0
9/10/94	234	51.700	12.63659687	0.00	123,665,570,441	0
9/19/94	234	51.700	12.63659687	0.00	123,665,570,441	0
9/20/94	234	51.700	12.63659687	0.00	123,665,570,441	0
7/18/96	234	51.700	12.63659687	0.00	123,665,570,441	0
8/31/96	234	51.700	12.63659687	0.00	123,665,570,441	0
10/25/96	234	51.700	12.63659687	0.00	123,665,570,441	0
7/5/97	234	51.700	12.63659687	0.00	123,665,570,441	0
5/5/02	234	51.700	12.63659687	0.00	123,665,570,441	0
5/14/03	234	51.700	12.63659687	0.00	123,665,570,441	0
5/20/03	234	51.700	12.63659687	0.00	123,665,570,441	0
9/1/03	234	51.700	12.63659687	0.00	123,665,570,441	0
5/16/05	234	51.700	12.63659687	0.40	123,665,570,441	494,662,282
7/5/80	235	51.300	12.69059942	0.00	124,194,055,785	0
7/27/82	235	51.300	12.69059942	0.00	124,194,055,785	0
8/28/83	235	51.300	12.69059942	0.00	124,194,055,785	0
7/25/86	235	51.300	12.69059942	0.00	124,194,055,785	0
5/30/88	235	51.300	12.69059942	0.00	124,194,055,785	0
6/4/88	235	51.300	12.69059942	0.00	124,194,055,785	0

FINAL—Whiskey Chitto Creek (Subsegment 030501) Fecal Coliform Bacteria TMDL  
 Origination Date: October 5, 2010

Date	Observed flow (cfs)	Percent exceedance for observed flow	Adjusted flow for entire basin (cfs)	Width for area under curves (%)	Allowable load to meet standard (MPN/day)	Area under TMDL curve (MPN/day)
6/9/88	235	51.300	12.69059942	0.00	124,194,055,785	0
10/23/93	235	51.300	12.69059942	0.00	124,194,055,785	0
7/10/94	235	51.300	12.69059942	0.00	124,194,055,785	0
10/21/95	235	51.300	12.69059942	0.00	124,194,055,785	0
5/15/96	235	51.300	12.69059942	0.00	124,194,055,785	0
6/25/97	235	51.300	12.69059942	0.00	124,194,055,785	0
5/9/98	235	51.300	12.69059942	0.00	124,194,055,785	0
8/1/99	235	51.300	12.69059942	0.00	124,194,055,785	0
8/1/04	235	51.300	12.69059942	0.00	124,194,055,785	0
5/21/07	235	51.300	12.69059942	0.30	124,194,055,785	372,582,167
5/26/82	236	51.000	12.74460197	0.00	124,722,541,128	0
7/3/82	236	51.000	12.74460197	0.00	124,722,541,128	0
8/22/84	236	51.000	12.74460197	0.00	124,722,541,128	0
9/3/84	236	51.000	12.74460197	0.00	124,722,541,128	0
10/3/84	236	51.000	12.74460197	0.00	124,722,541,128	0
9/22/87	236	51.000	12.74460197	0.00	124,722,541,128	0
8/30/88	236	51.000	12.74460197	0.00	124,722,541,128	0
10/2/89	236	51.000	12.74460197	0.00	124,722,541,128	0
10/3/89	236	51.000	12.74460197	0.00	124,722,541,128	0
10/21/89	236	51.000	12.74460197	0.00	124,722,541,128	0
9/1/92	236	51.000	12.74460197	0.00	124,722,541,128	0
7/31/94	236	51.000	12.74460197	0.00	124,722,541,128	0
7/15/95	236	51.000	12.74460197	0.00	124,722,541,128	0
8/2/96	236	51.000	12.74460197	0.00	124,722,541,128	0
7/18/01	236	51.000	12.74460197	0.00	124,722,541,128	0
9/20/01	236	51.000	12.74460197	0.00	124,722,541,128	0
9/24/03	236	51.000	12.74460197	0.00	124,722,541,128	0
7/30/06	236	51.000	12.74460197	0.00	124,722,541,128	0
5/4/08	236	51.000	12.74460197	0.30	124,722,541,128	374,167,623
9/10/88	237	50.700	12.79860453	0.00	125,251,026,472	0
9/23/89	237	50.700	12.79860453	0.00	125,251,026,472	0
8/21/92	237	50.700	12.79860453	0.00	125,251,026,472	0
8/29/92	237	50.700	12.79860453	0.00	125,251,026,472	0
7/7/94	237	50.700	12.79860453	0.00	125,251,026,472	0
7/6/97	237	50.700	12.79860453	0.00	125,251,026,472	0
10/16/97	237	50.700	12.79860453	0.00	125,251,026,472	0
10/2/01	237	50.700	12.79860453	0.00	125,251,026,472	0
5/13/03	237	50.700	12.79860453	0.00	125,251,026,472	0
8/30/03	237	50.700	12.79860453	0.00	125,251,026,472	0
9/7/03	237	50.700	12.79860453	0.00	125,251,026,472	0
9/13/08	237	50.700	12.79860453	0.30	125,251,026,472	375,753,079
9/12/83	238	50.400	12.85260708	0.00	125,779,511,816	0
10/9/83	238	50.400	12.85260708	0.00	125,779,511,816	0
10/20/83	238	50.400	12.85260708	0.00	125,779,511,816	0

FINAL—Whiskey Chitto Creek (Subsegment 030501) Fecal Coliform Bacteria TMDL  
 Origination Date: October 5, 2010

Date	Observed flow (cfs)	Percent exceedance for observed flow	Adjusted flow for entire basin (cfs)	Width for area under curves (%)	Allowable load to meet standard (MPN/day)	Area under TMDL curve (MPN/day)
7/16/86	238	50.400	12.85260708	0.00	125,779,511,816	0
6/9/87	238	50.400	12.85260708	0.00	125,779,511,816	0
9/3/87	238	50.400	12.85260708	0.00	125,779,511,816	0
7/26/88	238	50.400	12.85260708	0.00	125,779,511,816	0
9/2/88	238	50.400	12.85260708	0.00	125,779,511,816	0
9/27/93	238	50.400	12.85260708	0.00	125,779,511,816	0
10/19/95	238	50.400	12.85260708	0.00	125,779,511,816	0
10/22/95	238	50.400	12.85260708	0.00	125,779,511,816	0
8/29/96	238	50.400	12.85260708	0.00	125,779,511,816	0
7/4/97	238	50.400	12.85260708	0.00	125,779,511,816	0
8/9/97	238	50.400	12.85260708	0.00	125,779,511,816	0
10/30/97	238	50.400	12.85260708	0.00	125,779,511,816	0
5/8/98	238	50.400	12.85260708	0.00	125,779,511,816	0
5/4/02	238	50.400	12.85260708	0.00	125,779,511,816	0
10/18/04	238	50.400	12.85260708	0.00	125,779,511,816	0
7/8/05	238	50.400	12.85260708	0.00	125,779,511,816	0
6/29/07	238	50.400	12.85260708	0.30	125,779,511,816	377,338,535
7/27/83	239	50.100	12.90660963	0.00	126,307,997,160	0
7/26/86	239	50.100	12.90660963	0.00	126,307,997,160	0
9/15/86	239	50.100	12.90660963	0.00	126,307,997,160	0
8/4/94	239	50.100	12.90660963	0.00	126,307,997,160	0
5/26/00	239	50.100	12.90660963	0.00	126,307,997,160	0
5/31/03	239	50.100	12.90660963	0.00	126,307,997,160	0
5/20/07	239	50.100	12.90660963	0.00	126,307,997,160	0
6/28/07	239	50.100	12.90660963	0.20	126,307,997,160	252,615,994
7/4/80	240	49.900	12.96061218	0.00	126,836,482,503	0
10/25/80	240	49.900	12.96061218	0.00	126,836,482,503	0
6/27/82	240	49.900	12.96061218	0.00	126,836,482,503	0
10/31/83	240	49.900	12.96061218	0.00	126,836,482,503	0
6/25/85	240	49.900	12.96061218	0.00	126,836,482,503	0
5/13/86	240	49.900	12.96061218	0.00	126,836,482,503	0
9/25/86	240	49.900	12.96061218	0.00	126,836,482,503	0
5/1/87	240	49.900	12.96061218	0.00	126,836,482,503	0
5/29/88	240	49.900	12.96061218	0.00	126,836,482,503	0
9/22/89	240	49.900	12.96061218	0.00	126,836,482,503	0
6/20/90	240	49.900	12.96061218	0.00	126,836,482,503	0
7/4/90	240	49.900	12.96061218	0.00	126,836,482,503	0
8/27/90	240	49.900	12.96061218	0.00	126,836,482,503	0
9/8/92	240	49.900	12.96061218	0.00	126,836,482,503	0
8/13/04	240	49.900	12.96061218	0.00	126,836,482,503	0
9/16/04	240	49.900	12.96061218	0.00	126,836,482,503	0
5/15/05	240	49.900	12.96061218	0.30	126,836,482,503	380,509,448
5/9/86	241	49.600	13.01461473	0.00	127,364,967,847	0
7/24/86	241	49.600	13.01461473	0.00	127,364,967,847	0

FINAL—Whiskey Chitto Creek (Subsegment 030501) Fecal Coliform Bacteria TMDL  
 Origination Date: October 5, 2010

Date	Observed flow (cfs)	Percent exceedance for observed flow	Adjusted flow for entire basin (cfs)	Width for area under curves (%)	Allowable load to meet standard (MPN/day)	Area under TMDL curve (MPN/day)
9/20/96	241	49.600	13.01461473	0.00	127,364,967,847	0
10/9/96	241	49.600	13.01461473	0.00	127,364,967,847	0
6/20/97	241	49.600	13.01461473	0.00	127,364,967,847	0
8/4/97	241	49.600	13.01461473	0.00	127,364,967,847	0
10/24/98	241	49.600	13.01461473	0.00	127,364,967,847	0
10/2/02	241	49.600	13.01461473	0.00	127,364,967,847	0
9/28/04	241	49.600	13.01461473	0.00	127,364,967,847	0
9/11/08	241	49.600	13.01461473	0.20	127,364,967,847	254,729,936
8/27/83	242	49.400	13.06861728	0.00	127,893,453,191	0
10/8/83	242	49.400	13.06861728	0.00	127,893,453,191	0
10/30/83	242	49.400	13.06861728	0.00	127,893,453,191	0
8/21/84	242	49.400	13.06861728	0.00	127,893,453,191	0
7/30/86	242	49.400	13.06861728	0.00	127,893,453,191	0
8/31/87	242	49.400	13.06861728	0.00	127,893,453,191	0
6/24/88	242	49.400	13.06861728	0.00	127,893,453,191	0
6/30/88	242	49.400	13.06861728	0.00	127,893,453,191	0
9/3/92	242	49.400	13.06861728	0.00	127,893,453,191	0
7/6/94	242	49.400	13.06861728	0.00	127,893,453,191	0
8/3/94	242	49.400	13.06861728	0.00	127,893,453,191	0
9/17/94	242	49.400	13.06861728	0.00	127,893,453,191	0
7/18/02	242	49.400	13.06861728	0.00	127,893,453,191	0
8/5/02	242	49.400	13.06861728	0.00	127,893,453,191	0
5/12/03	242	49.400	13.06861728	0.00	127,893,453,191	0
8/29/03	242	49.400	13.06861728	0.00	127,893,453,191	0
5/19/07	242	49.400	13.06861728	0.30	127,893,453,191	383,680,360
10/5/85	243	49.100	13.12261983	0.00	128,421,938,535	0
8/20/92	243	49.100	13.12261983	0.00	128,421,938,535	0
7/30/95	243	49.100	13.12261983	0.00	128,421,938,535	0
7/3/97	243	49.100	13.12261983	0.00	128,421,938,535	0
5/7/98	243	49.100	13.12261983	0.00	128,421,938,535	0
9/19/01	243	49.100	13.12261983	0.00	128,421,938,535	0
7/24/03	243	49.100	13.12261983	0.10	128,421,938,535	128,421,939
5/21/82	244	49.000	13.17662238	0.00	128,950,423,879	0
8/25/83	244	49.000	13.17662238	0.00	128,950,423,879	0
10/21/83	244	49.000	13.17662238	0.00	128,950,423,879	0
10/23/83	244	49.000	13.17662238	0.00	128,950,423,879	0
10/28/83	244	49.000	13.17662238	0.00	128,950,423,879	0
10/29/83	244	49.000	13.17662238	0.00	128,950,423,879	0
10/8/84	244	49.000	13.17662238	0.00	128,950,423,879	0
6/8/88	244	49.000	13.17662238	0.00	128,950,423,879	0
5/4/96	244	49.000	13.17662238	0.00	128,950,423,879	0
9/3/96	244	49.000	13.17662238	0.00	128,950,423,879	0
6/24/97	244	49.000	13.17662238	0.00	128,950,423,879	0
7/31/99	244	49.000	13.17662238	0.00	128,950,423,879	0

FINAL—Whiskey Chitto Creek (Subsegment 030501) Fecal Coliform Bacteria TMDL  
 Origination Date: October 5, 2010

Date	Observed flow (cfs)	Percent exceedance for observed flow	Adjusted flow for entire basin (cfs)	Width for area under curves (%)	Allowable load to meet standard (MPN/day)	Area under TMDL curve (MPN/day)
8/27/02	244	49.000	13.17662238	0.00	128,950,423,879	0
5/8/05	244	49.000	13.17662238	0.00	128,950,423,879	0
5/10/05	244	49.000	13.17662238	0.00	128,950,423,879	0
6/15/07	244	49.000	13.17662238	0.30	128,950,423,879	386,851,272
7/3/80	245	48.700	13.23062493	0.00	129,478,909,222	0
5/13/82	245	48.700	13.23062493	0.00	129,478,909,222	0
5/24/82	245	48.700	13.23062493	0.00	129,478,909,222	0
8/26/83	245	48.700	13.23062493	0.00	129,478,909,222	0
10/7/83	245	48.700	13.23062493	0.00	129,478,909,222	0
7/8/85	245	48.700	13.23062493	0.00	129,478,909,222	0
5/14/86	245	48.700	13.23062493	0.00	129,478,909,222	0
6/8/87	245	48.700	13.23062493	0.00	129,478,909,222	0
5/28/88	245	48.700	13.23062493	0.00	129,478,909,222	0
9/21/89	245	48.700	13.23062493	0.00	129,478,909,222	0
7/29/90	245	48.700	13.23062493	0.00	129,478,909,222	0
8/10/90	245	48.700	13.23062493	0.00	129,478,909,222	0
8/2/93	245	48.700	13.23062493	0.00	129,478,909,222	0
9/1/93	245	48.700	13.23062493	0.00	129,478,909,222	0
7/30/94	245	48.700	13.23062493	0.00	129,478,909,222	0
6/21/97	245	48.700	13.23062493	0.00	129,478,909,222	0
8/16/98	245	48.700	13.23062493	0.00	129,478,909,222	0
7/17/01	245	48.700	13.23062493	0.00	129,478,909,222	0
7/29/01	245	48.700	13.23062493	0.00	129,478,909,222	0
9/21/01	245	48.700	13.23062493	0.00	129,478,909,222	0
8/24/02	245	48.700	13.23062493	0.00	129,478,909,222	0
7/29/03	245	48.700	13.23062493	0.00	129,478,909,222	0
7/19/04	245	48.700	13.23062493	0.00	129,478,909,222	0
9/1/04	245	48.700	13.23062493	0.40	129,478,909,222	517,915,637
6/20/82	246	48.300	13.28462748	0.00	130,007,394,566	0
6/24/82	246	48.300	13.28462748	0.00	130,007,394,566	0
7/15/88	246	48.300	13.28462748	0.00	130,007,394,566	0
8/29/88	246	48.300	13.28462748	0.00	130,007,394,566	0
10/1/88	246	48.300	13.28462748	0.00	130,007,394,566	0
8/28/94	246	48.300	13.28462748	0.00	130,007,394,566	0
8/1/96	246	48.300	13.28462748	0.00	130,007,394,566	0
6/14/02	246	48.300	13.28462748	0.00	130,007,394,566	0
9/17/03	246	48.300	13.28462748	0.00	130,007,394,566	0
5/7/05	246	48.300	13.28462748	0.00	130,007,394,566	0
5/9/05	246	48.300	13.28462748	0.00	130,007,394,566	0
5/18/07	246	48.300	13.28462748	0.00	130,007,394,566	0
6/9/07	246	48.300	13.28462748	0.30	130,007,394,566	390,022,184
7/16/81	247	48.000	13.33863003	0.00	130,535,879,910	0
5/12/82	247	48.000	13.33863003	0.00	130,535,879,910	0
8/24/83	247	48.000	13.33863003	0.00	130,535,879,910	0

FINAL—Whiskey Chitto Creek (Subsegment 030501) Fecal Coliform Bacteria TMDL  
 Origination Date: October 5, 2010

Date	Observed flow (cfs)	Percent exceedance for observed flow	Adjusted flow for entire basin (cfs)	Width for area under curves (%)	Allowable load to meet standard (MPN/day)	Area under TMDL curve (MPN/day)
10/27/83	247	48.000	13.33863003	0.00	130,535,879,910	0
10/2/84	247	48.000	13.33863003	0.00	130,535,879,910	0
10/13/84	247	48.000	13.33863003	0.00	130,535,879,910	0
8/3/87	247	48.000	13.33863003	0.00	130,535,879,910	0
8/15/87	247	48.000	13.33863003	0.00	130,535,879,910	0
9/13/87	247	48.000	13.33863003	0.00	130,535,879,910	0
10/5/88	247	48.000	13.33863003	0.00	130,535,879,910	0
8/10/92	247	48.000	13.33863003	0.00	130,535,879,910	0
9/13/92	247	48.000	13.33863003	0.00	130,535,879,910	0
10/18/98	247	48.000	13.33863003	0.00	130,535,879,910	0
5/19/00	247	48.000	13.33863003	0.00	130,535,879,910	0
5/3/02	247	48.000	13.33863003	0.00	130,535,879,910	0
5/11/03	247	48.000	13.33863003	0.00	130,535,879,910	0
9/25/03	247	48.000	13.33863003	0.30	130,535,879,910	391,607,640
6/18/82	248	47.700	13.39263258	0.00	131,064,365,254	0
9/17/85	248	47.700	13.39263258	0.00	131,064,365,254	0
9/20/89	248	47.700	13.39263258	0.00	131,064,365,254	0
8/23/90	248	47.700	13.39263258	0.00	131,064,365,254	0
6/25/92	248	47.700	13.39263258	0.00	131,064,365,254	0
7/5/94	248	47.700	13.39263258	0.00	131,064,365,254	0
9/26/95	248	47.700	13.39263258	0.00	131,064,365,254	0
8/15/97	248	47.700	13.39263258	0.00	131,064,365,254	0
10/17/98	248	47.700	13.39263258	0.10	131,064,365,254	131,064,365
10/6/83	249	47.600	13.44663513	0.00	131,592,850,597	0
10/22/83	249	47.600	13.44663513	0.00	131,592,850,597	0
8/2/87	249	47.600	13.44663513	0.00	131,592,850,597	0
7/22/90	249	47.600	13.44663513	0.00	131,592,850,597	0
9/14/92	249	47.600	13.44663513	0.00	131,592,850,597	0
5/6/05	249	47.600	13.44663513	0.00	131,592,850,597	0
9/24/08	249	47.600	13.44663513	0.20	131,592,850,597	263,185,701
5/3/81	250	47.400	13.50063769	0.00	132,121,335,941	0
5/20/86	250	47.400	13.50063769	0.00	132,121,335,941	0
7/22/86	250	47.400	13.50063769	0.00	132,121,335,941	0
6/6/87	250	47.400	13.50063769	0.00	132,121,335,941	0
6/20/88	250	47.400	13.50063769	0.00	132,121,335,941	0
6/19/90	250	47.400	13.50063769	0.00	132,121,335,941	0
7/2/90	250	47.400	13.50063769	0.00	132,121,335,941	0
6/24/92	250	47.400	13.50063769	0.00	132,121,335,941	0
8/1/93	250	47.400	13.50063769	0.00	132,121,335,941	0
9/14/94	250	47.400	13.50063769	0.00	132,121,335,941	0
7/26/03	250	47.400	13.50063769	0.00	132,121,335,941	0
8/31/04	250	47.400	13.50063769	0.00	132,121,335,941	0
5/24/09	250	47.400	13.50063769	0.20	132,121,335,941	264,242,672
7/26/83	251	47.200	13.55464024	0.00	132,649,821,285	0

FINAL—Whiskey Chitto Creek (Subsegment 030501) Fecal Coliform Bacteria TMDL  
 Origination Date: October 5, 2010

Date	Observed flow (cfs)	Percent exceedance for observed flow	Adjusted flow for entire basin (cfs)	Width for area under curves (%)	Allowable load to meet standard (MPN/day)	Area under TMDL curve (MPN/day)
7/5/88	251	47.200	13.55464024	0.00	132,649,821,285	0
9/22/88	251	47.200	13.55464024	0.00	132,649,821,285	0
8/9/92	251	47.200	13.55464024	0.00	132,649,821,285	0
8/19/92	251	47.200	13.55464024	0.00	132,649,821,285	0
8/31/92	251	47.200	13.55464024	0.00	132,649,821,285	0
7/4/94	251	47.200	13.55464024	0.00	132,649,821,285	0
7/31/96	251	47.200	13.55464024	0.00	132,649,821,285	0
8/30/96	251	47.200	13.55464024	0.00	132,649,821,285	0
7/2/02	251	47.200	13.55464024	0.00	132,649,821,285	0
5/10/03	251	47.200	13.55464024	0.00	132,649,821,285	0
8/12/04	251	47.200	13.55464024	0.00	132,649,821,285	0
10/8/04	251	47.200	13.55464024	0.00	132,649,821,285	0
5/14/05	251	47.200	13.55464024	0.00	132,649,821,285	0
6/2/05	251	47.200	13.55464024	0.00	132,649,821,285	0
5/31/09	251	47.200	13.55464024	0.30	132,649,821,285	397,949,464
9/19/89	252	46.900	13.60864279	0.00	133,178,306,629	0
10/22/91	252	46.900	13.60864279	0.00	133,178,306,629	0
6/23/92	252	46.900	13.60864279	0.00	133,178,306,629	0
8/27/94	252	46.900	13.60864279	0.00	133,178,306,629	0
7/14/95	252	46.900	13.60864279	0.00	133,178,306,629	0
8/26/95	252	46.900	13.60864279	0.00	133,178,306,629	0
6/29/96	252	46.900	13.60864279	0.00	133,178,306,629	0
10/8/96	252	46.900	13.60864279	0.00	133,178,306,629	0
7/2/97	252	46.900	13.60864279	0.00	133,178,306,629	0
7/8/97	252	46.900	13.60864279	0.00	133,178,306,629	0
5/6/98	252	46.900	13.60864279	0.00	133,178,306,629	0
10/23/98	252	46.900	13.60864279	0.00	133,178,306,629	0
7/7/99	252	46.900	13.60864279	0.00	133,178,306,629	0
10/1/01	252	46.900	13.60864279	0.00	133,178,306,629	0
5/2/02	252	46.900	13.60864279	0.00	133,178,306,629	0
5/9/03	252	46.900	13.60864279	0.30	133,178,306,629	399,534,920
9/25/82	253	46.600	13.66264534	0.00	133,706,791,972	0
10/21/91	253	46.600	13.66264534	0.00	133,706,791,972	0
8/8/92	253	46.600	13.66264534	0.00	133,706,791,972	0
8/9/94	253	46.600	13.66264534	0.00	133,706,791,972	0
8/22/94	253	46.600	13.66264534	0.00	133,706,791,972	0
7/16/01	253	46.600	13.66264534	0.00	133,706,791,972	0
5/8/03	253	46.600	13.66264534	0.00	133,706,791,972	0
6/12/03	253	46.600	13.66264534	0.00	133,706,791,972	0
9/26/06	253	46.600	13.66264534	0.00	133,706,791,972	0
5/17/07	253	46.600	13.66264534	0.00	133,706,791,972	0
9/28/07	253	46.600	13.66264534	0.00	133,706,791,972	0
6/7/09	253	46.600	13.66264534	0.20	133,706,791,972	267,413,584
6/30/82	254	46.400	13.71664789	0.00	134,235,277,316	0

FINAL—Whiskey Chitto Creek (Subsegment 030501) Fecal Coliform Bacteria TMDL  
 Origination Date: October 5, 2010

Date	Observed flow (cfs)	Percent exceedance for observed flow	Adjusted flow for entire basin (cfs)	Width for area under curves (%)	Allowable load to meet standard (MPN/day)	Area under TMDL curve (MPN/day)
10/15/82	254	46.400	13.71664789	0.00	134,235,277,316	0
8/20/84	254	46.400	13.71664789	0.00	134,235,277,316	0
8/22/85	254	46.400	13.71664789	0.00	134,235,277,316	0
5/8/86	254	46.400	13.71664789	0.00	134,235,277,316	0
9/21/87	254	46.400	13.71664789	0.00	134,235,277,316	0
9/9/88	254	46.400	13.71664789	0.00	134,235,277,316	0
9/7/89	254	46.400	13.71664789	0.00	134,235,277,316	0
9/8/89	254	46.400	13.71664789	0.00	134,235,277,316	0
10/20/91	254	46.400	13.71664789	0.00	134,235,277,316	0
10/23/91	254	46.400	13.71664789	0.00	134,235,277,316	0
10/24/91	254	46.400	13.71664789	0.00	134,235,277,316	0
10/25/91	254	46.400	13.71664789	0.00	134,235,277,316	0
6/23/99	254	46.400	13.71664789	0.00	134,235,277,316	0
10/1/02	254	46.400	13.71664789	0.30	134,235,277,316	402,705,832
7/2/80	255	46.100	13.77065044	0.00	134,763,762,660	0
10/5/83	255	46.100	13.77065044	0.00	134,763,762,660	0
10/26/83	255	46.100	13.77065044	0.00	134,763,762,660	0
10/12/84	255	46.100	13.77065044	0.00	134,763,762,660	0
7/15/86	255	46.100	13.77065044	0.00	134,763,762,660	0
9/1/87	255	46.100	13.77065044	0.00	134,763,762,660	0
5/20/88	255	46.100	13.77065044	0.00	134,763,762,660	0
10/20/89	255	46.100	13.77065044	0.00	134,763,762,660	0
10/19/91	255	46.100	13.77065044	0.00	134,763,762,660	0
6/22/92	255	46.100	13.77065044	0.00	134,763,762,660	0
6/17/93	255	46.100	13.77065044	0.00	134,763,762,660	0
6/19/97	255	46.100	13.77065044	0.00	134,763,762,660	0
10/16/98	255	46.100	13.77065044	0.00	134,763,762,660	0
7/30/99	255	46.100	13.77065044	0.00	134,763,762,660	0
9/18/01	255	46.100	13.77065044	0.00	134,763,762,660	0
7/27/03	255	46.100	13.77065044	0.00	134,763,762,660	0
5/5/05	255	46.100	13.77065044	0.00	134,763,762,660	0
5/6/08	255	46.100	13.77065044	0.30	134,763,762,660	404,291,288
8/19/84	256	45.800	13.82465299	0.00	135,292,248,004	0
10/17/86	256	45.800	13.82465299	0.00	135,292,248,004	0
6/10/87	256	45.800	13.82465299	0.00	135,292,248,004	0
8/30/92	256	45.800	13.82465299	0.00	135,292,248,004	0
7/31/93	256	45.800	13.82465299	0.00	135,292,248,004	0
6/23/97	256	45.800	13.82465299	0.00	135,292,248,004	0
7/7/97	256	45.800	13.82465299	0.00	135,292,248,004	0
5/7/03	256	45.800	13.82465299	0.00	135,292,248,004	0
6/1/05	256	45.800	13.82465299	0.00	135,292,248,004	0
10/3/05	256	45.800	13.82465299	0.20	135,292,248,004	270,584,496
10/14/84	257	45.600	13.87865554	0.00	135,820,733,347	0
9/24/86	257	45.600	13.87865554	0.00	135,820,733,347	0



FINAL—Whiskey Chitto Creek (Subsegment 030501) Fecal Coliform Bacteria TMDL  
 Origination Date: October 5, 2010

Date	Observed flow (cfs)	Percent exceedance for observed flow	Adjusted flow for entire basin (cfs)	Width for area under curves (%)	Allowable load to meet standard (MPN/day)	Area under TMDL curve (MPN/day)
8/4/87	257	45.600	13.87865554	0.00	135,820,733,347	0
9/6/89	257	45.600	13.87865554	0.00	135,820,733,347	0
9/18/89	257	45.600	13.87865554	0.00	135,820,733,347	0
7/21/90	257	45.600	13.87865554	0.00	135,820,733,347	0
10/18/91	257	45.600	13.87865554	0.00	135,820,733,347	0
6/18/93	257	45.600	13.87865554	0.00	135,820,733,347	0
7/3/94	257	45.600	13.87865554	0.00	135,820,733,347	0
7/29/94	257	45.600	13.87865554	0.00	135,820,733,347	0
8/7/94	257	45.600	13.87865554	0.00	135,820,733,347	0
8/26/94	257	45.600	13.87865554	0.00	135,820,733,347	0
8/12/95	257	45.600	13.87865554	0.00	135,820,733,347	0
5/27/99	257	45.600	13.87865554	0.00	135,820,733,347	0
7/6/00	257	45.600	13.87865554	0.30	135,820,733,347	407,462,200
8/6/82	258	45.300	13.93265809	0.00	136,349,218,691	0
8/23/83	258	45.300	13.93265809	0.00	136,349,218,691	0
6/30/85	258	45.300	13.93265809	0.00	136,349,218,691	0
5/21/86	258	45.300	13.93265809	0.00	136,349,218,691	0
6/6/88	258	45.300	13.93265809	0.00	136,349,218,691	0
6/21/92	258	45.300	13.93265809	0.00	136,349,218,691	0
8/7/92	258	45.300	13.93265809	0.00	136,349,218,691	0
6/19/93	258	45.300	13.93265809	0.00	136,349,218,691	0
10/29/97	258	45.300	13.93265809	0.00	136,349,218,691	0
6/22/99	258	45.300	13.93265809	0.00	136,349,218,691	0
6/24/99	258	45.300	13.93265809	0.00	136,349,218,691	0
5/1/02	258	45.300	13.93265809	0.00	136,349,218,691	0
6/11/03	258	45.300	13.93265809	0.00	136,349,218,691	0
8/4/07	258	45.300	13.93265809	0.00	136,349,218,691	0
5/23/09	258	45.300	13.93265809	0.20	136,349,218,691	272,698,437
5/11/82	259	45.100	13.98666064	0.00	136,877,704,035	0
9/19/83	259	45.100	13.98666064	0.00	136,877,704,035	0
10/17/91	259	45.100	13.98666064	0.00	136,877,704,035	0
7/16/92	259	45.100	13.98666064	0.00	136,877,704,035	0
10/24/93	259	45.100	13.98666064	0.00	136,877,704,035	0
9/21/96	259	45.100	13.98666064	0.00	136,877,704,035	0
10/22/98	259	45.100	13.98666064	0.00	136,877,704,035	0
7/6/99	259	45.100	13.98666064	0.00	136,877,704,035	0
8/4/02	259	45.100	13.98666064	0.00	136,877,704,035	0
8/23/02	259	45.100	13.98666064	0.00	136,877,704,035	0
7/23/03	259	45.100	13.98666064	0.00	136,877,704,035	0
10/9/04	259	45.100	13.98666064	0.00	136,877,704,035	0
10/15/04	259	45.100	13.98666064	0.00	136,877,704,035	0
5/4/05	259	45.100	13.98666064	0.30	136,877,704,035	410,633,112
9/8/80	260	44.800	14.04066319	0.00	137,406,189,379	0
5/17/81	260	44.800	14.04066319	0.00	137,406,189,379	0

FINAL—Whiskey Chitto Creek (Subsegment 030501) Fecal Coliform Bacteria TMDL  
 Origination Date: October 5, 2010

Date	Observed flow (cfs)	Percent exceedance for observed flow	Adjusted flow for entire basin (cfs)	Width for area under curves (%)	Allowable load to meet standard (MPN/day)	Area under TMDL curve (MPN/day)
5/25/81	260	44.800	14.04066319	0.00	137,406,189,379	0
9/13/83	260	44.800	14.04066319	0.00	137,406,189,379	0
10/4/83	260	44.800	14.04066319	0.00	137,406,189,379	0
6/24/85	260	44.800	14.04066319	0.00	137,406,189,379	0
6/5/87	260	44.800	14.04066319	0.00	137,406,189,379	0
6/7/87	260	44.800	14.04066319	0.00	137,406,189,379	0
5/19/88	260	44.800	14.04066319	0.00	137,406,189,379	0
5/27/88	260	44.800	14.04066319	0.00	137,406,189,379	0
5/27/90	260	44.800	14.04066319	0.00	137,406,189,379	0
10/15/91	260	44.800	14.04066319	0.00	137,406,189,379	0
10/16/93	260	44.800	14.04066319	0.00	137,406,189,379	0
6/18/97	260	44.800	14.04066319	0.00	137,406,189,379	0
5/26/99	260	44.800	14.04066319	0.00	137,406,189,379	0
7/19/02	260	44.800	14.04066319	0.00	137,406,189,379	0
10/3/02	260	44.800	14.04066319	0.00	137,406,189,379	0
5/6/03	260	44.800	14.04066319	0.00	137,406,189,379	0
7/31/04	260	44.800	14.04066319	0.00	137,406,189,379	0
8/30/04	260	44.800	14.04066319	0.00	137,406,189,379	0
10/7/04	260	44.800	14.04066319	0.00	137,406,189,379	0
5/13/06	260	44.800	14.04066319	0.00	137,406,189,379	0
5/25/07	260	44.800	14.04066319	0.40	137,406,189,379	549,624,758
5/20/82	261	44.400	14.09466574	0.00	137,934,674,723	0
8/28/88	261	44.400	14.09466574	0.00	137,934,674,723	0
10/16/91	261	44.400	14.09466574	0.00	137,934,674,723	0
7/14/92	261	44.400	14.09466574	0.00	137,934,674,723	0
7/15/92	261	44.400	14.09466574	0.00	137,934,674,723	0
7/17/92	261	44.400	14.09466574	0.00	137,934,674,723	0
6/16/93	261	44.400	14.09466574	0.00	137,934,674,723	0
9/9/94	261	44.400	14.09466574	0.00	137,934,674,723	0
7/17/95	261	44.400	14.09466574	0.00	137,934,674,723	0
8/21/95	261	44.400	14.09466574	0.00	137,934,674,723	0
10/1/95	261	44.400	14.09466574	0.00	137,934,674,723	0
9/1/96	261	44.400	14.09466574	0.00	137,934,674,723	0
10/15/98	261	44.400	14.09466574	0.00	137,934,674,723	0
10/21/98	261	44.400	14.09466574	0.00	137,934,674,723	0
5/18/00	261	44.400	14.09466574	0.00	137,934,674,723	0
5/3/05	261	44.400	14.09466574	0.30	137,934,674,723	413,804,024
8/6/84	262	44.100	14.14866829	0.00	138,463,160,066	0
10/26/91	262	44.100	14.14866829	0.00	138,463,160,066	0
9/2/94	262	44.100	14.14866829	0.00	138,463,160,066	0
7/25/96	262	44.100	14.14866829	0.00	138,463,160,066	0
8/12/96	262	44.100	14.14866829	0.00	138,463,160,066	0
5/5/98	262	44.100	14.14866829	0.00	138,463,160,066	0
5/25/99	262	44.100	14.14866829	0.00	138,463,160,066	0

FINAL—Whiskey Chitto Creek (Subsegment 030501) Fecal Coliform Bacteria TMDL  
 Origination Date: October 5, 2010

Date	Observed flow (cfs)	Percent exceedance for observed flow	Adjusted flow for entire basin (cfs)	Width for area under curves (%)	Allowable load to meet standard (MPN/day)	Area under TMDL curve (MPN/day)
7/8/99	262	44.100	14.14866829	0.00	138,463,160,066	0
5/25/00	262	44.100	14.14866829	0.00	138,463,160,066	0
6/11/05	262	44.100	14.14866829	0.00	138,463,160,066	0
5/16/07	262	44.100	14.14866829	0.00	138,463,160,066	0
5/29/07	262	44.100	14.14866829	0.00	138,463,160,066	0
7/16/07	262	44.100	14.14866829	0.00	138,463,160,066	0
5/5/08	262	44.100	14.14866829	0.30	138,463,160,066	415,389,480
8/5/84	263	43.800	14.20267084	0.00	138,991,645,410	0
8/7/84	263	43.800	14.20267084	0.00	138,991,645,410	0
7/25/88	263	43.800	14.20267084	0.00	138,991,645,410	0
7/25/90	263	43.800	14.20267084	0.00	138,991,645,410	0
7/13/92	263	43.800	14.20267084	0.00	138,991,645,410	0
9/28/95	263	43.800	14.20267084	0.00	138,991,645,410	0
10/18/95	263	43.800	14.20267084	0.00	138,991,645,410	0
6/17/97	263	43.800	14.20267084	0.00	138,991,645,410	0
5/5/03	263	43.800	14.20267084	0.00	138,991,645,410	0
5/2/05	263	43.800	14.20267084	0.10	138,991,645,410	138,991,645
7/15/81	264	43.700	14.2566734	0.00	139,520,130,754	0
10/8/81	264	43.700	14.2566734	0.00	139,520,130,754	0
5/22/82	264	43.700	14.2566734	0.00	139,520,130,754	0
8/3/84	264	43.700	14.2566734	0.00	139,520,130,754	0
8/4/84	264	43.700	14.2566734	0.00	139,520,130,754	0
10/1/84	264	43.700	14.2566734	0.00	139,520,130,754	0
10/1/85	264	43.700	14.2566734	0.00	139,520,130,754	0
9/23/86	264	43.700	14.2566734	0.00	139,520,130,754	0
8/30/87	264	43.700	14.2566734	0.00	139,520,130,754	0
6/7/88	264	43.700	14.2566734	0.00	139,520,130,754	0
9/5/89	264	43.700	14.2566734	0.00	139,520,130,754	0
9/17/89	264	43.700	14.2566734	0.00	139,520,130,754	0
6/29/92	264	43.700	14.2566734	0.00	139,520,130,754	0
7/12/92	264	43.700	14.2566734	0.00	139,520,130,754	0
8/18/92	264	43.700	14.2566734	0.00	139,520,130,754	0
9/26/92	264	43.700	14.2566734	0.00	139,520,130,754	0
7/2/94	264	43.700	14.2566734	0.00	139,520,130,754	0
5/24/99	264	43.700	14.2566734	0.00	139,520,130,754	0
7/5/99	264	43.700	14.2566734	0.00	139,520,130,754	0
7/15/01	264	43.700	14.2566734	0.00	139,520,130,754	0
5/4/03	264	43.700	14.2566734	0.00	139,520,130,754	0
8/18/05	264	43.700	14.2566734	0.00	139,520,130,754	0
5/15/07	264	43.700	14.2566734	0.00	139,520,130,754	0
7/24/07	264	43.700	14.2566734	0.50	139,520,130,754	697,600,654
7/1/80	265	43.200	14.31067595	0.00	140,048,616,098	0
8/10/87	265	43.200	14.31067595	0.00	140,048,616,098	0
10/18/89	265	43.200	14.31067595	0.00	140,048,616,098	0

FINAL—Whiskey Chitto Creek (Subsegment 030501) Fecal Coliform Bacteria TMDL  
 Origination Date: October 5, 2010

Date	Observed flow (cfs)	Percent exceedance for observed flow	Adjusted flow for entire basin (cfs)	Width for area under curves (%)	Allowable load to meet standard (MPN/day)	Area under TMDL curve (MPN/day)
7/20/90	265	43.200	14.31067595	0.00	140,048,616,098	0
10/14/91	265	43.200	14.31067595	0.00	140,048,616,098	0
10/28/91	265	43.200	14.31067595	0.00	140,048,616,098	0
6/20/92	265	43.200	14.31067595	0.00	140,048,616,098	0
6/15/93	265	43.200	14.31067595	0.00	140,048,616,098	0
7/30/93	265	43.200	14.31067595	0.00	140,048,616,098	0
7/28/03	265	43.200	14.31067595	0.00	140,048,616,098	0
8/29/04	265	43.200	14.31067595	0.00	140,048,616,098	0
10/25/04	265	43.200	14.31067595	0.20	140,048,616,098	280,097,232
6/28/86	266	43.000	14.3646785	0.00	140,577,101,441	0
6/4/87	266	43.000	14.3646785	0.00	140,577,101,441	0
10/2/88	266	43.000	14.3646785	0.00	140,577,101,441	0
9/7/92	266	43.000	14.3646785	0.00	140,577,101,441	0
10/17/94	266	43.000	14.3646785	0.00	140,577,101,441	0
6/22/97	266	43.000	14.3646785	0.00	140,577,101,441	0
10/19/98	266	43.000	14.3646785	0.10	140,577,101,441	140,577,101
8/20/82	267	42.900	14.41868105	0.00	141,105,586,785	0
10/27/91	267	42.900	14.41868105	0.00	141,105,586,785	0
7/11/92	267	42.900	14.41868105	0.00	141,105,586,785	0
8/6/92	267	42.900	14.41868105	0.00	141,105,586,785	0
9/5/94	267	42.900	14.41868105	0.00	141,105,586,785	0
9/25/96	267	42.900	14.41868105	0.00	141,105,586,785	0
6/16/97	267	42.900	14.41868105	0.00	141,105,586,785	0
7/1/97	267	42.900	14.41868105	0.00	141,105,586,785	0
8/3/97	267	42.900	14.41868105	0.00	141,105,586,785	0
5/20/00	267	42.900	14.41868105	0.00	141,105,586,785	0
10/17/04	267	42.900	14.41868105	0.00	141,105,586,785	0
9/27/06	267	42.900	14.41868105	0.20	141,105,586,785	282,211,174
7/2/82	268	42.700	14.4726836	0.00	141,634,072,129	0
10/3/83	268	42.700	14.4726836	0.00	141,634,072,129	0
10/24/83	268	42.700	14.4726836	0.00	141,634,072,129	0
8/18/84	268	42.700	14.4726836	0.00	141,634,072,129	0
5/31/85	268	42.700	14.4726836	0.00	141,634,072,129	0
8/1/87	268	42.700	14.4726836	0.00	141,634,072,129	0
6/23/88	268	42.700	14.4726836	0.00	141,634,072,129	0
7/29/93	268	42.700	14.4726836	0.00	141,634,072,129	0
6/21/95	268	42.700	14.4726836	0.00	141,634,072,129	0
6/22/95	268	42.700	14.4726836	0.00	141,634,072,129	0
6/29/95	268	42.700	14.4726836	0.00	141,634,072,129	0
8/10/95	268	42.700	14.4726836	0.00	141,634,072,129	0
7/20/97	268	42.700	14.4726836	0.00	141,634,072,129	0
5/23/99	268	42.700	14.4726836	0.00	141,634,072,129	0
6/10/99	268	42.700	14.4726836	0.00	141,634,072,129	0
5/3/03	268	42.700	14.4726836	0.00	141,634,072,129	0

FINAL—Whiskey Chitto Creek (Subsegment 030501) Fecal Coliform Bacteria TMDL  
 Origination Date: October 5, 2010

Date	Observed flow (cfs)	Percent exceedance for observed flow	Adjusted flow for entire basin (cfs)	Width for area under curves (%)	Allowable load to meet standard (MPN/day)	Area under TMDL curve (MPN/day)
5/1/05	268	42.700	14.4726836	0.40	141,634,072,129	566,536,289
7/23/90	269	42.300	14.52668615	0.00	142,162,557,473	0
8/1/92	269	42.300	14.52668615	0.00	142,162,557,473	0
6/14/93	269	42.300	14.52668615	0.00	142,162,557,473	0
8/9/98	269	42.300	14.52668615	0.00	142,162,557,473	0
10/14/98	269	42.300	14.52668615	0.00	142,162,557,473	0
10/24/80	270	42.300	14.5806887	0.00	142,691,042,816	0
7/25/83	270	42.300	14.5806887	0.00	142,691,042,816	0
8/2/84	270	42.300	14.5806887	0.00	142,691,042,816	0
5/18/88	270	42.300	14.5806887	0.00	142,691,042,816	0
5/26/88	270	42.300	14.5806887	0.00	142,691,042,816	0
6/29/88	270	42.300	14.5806887	0.00	142,691,042,816	0
5/26/90	270	42.300	14.5806887	0.00	142,691,042,816	0
6/18/90	270	42.300	14.5806887	0.00	142,691,042,816	0
7/1/90	270	42.300	14.5806887	0.00	142,691,042,816	0
10/13/91	270	42.300	14.5806887	0.00	142,691,042,816	0
7/23/95	270	42.300	14.5806887	0.00	142,691,042,816	0
8/16/96	270	42.300	14.5806887	0.00	142,691,042,816	0
10/7/96	270	42.300	14.5806887	0.00	142,691,042,816	0
7/19/97	270	42.300	14.5806887	0.00	142,691,042,816	0
9/27/97	270	42.300	14.5806887	0.00	142,691,042,816	0
6/11/99	270	42.300	14.5806887	0.00	142,691,042,816	0
9/17/01	270	42.300	14.5806887	0.00	142,691,042,816	0
9/22/01	270	42.300	14.5806887	0.00	142,691,042,816	0
5/1/03	270	42.300	14.5806887	0.00	142,691,042,816	0
7/18/04	270	42.300	14.5806887	0.00	142,691,042,816	0
8/22/04	270	42.300	14.5806887	0.00	142,691,042,816	0
8/28/04	270	42.300	14.5806887	0.00	142,691,042,816	0
10/6/04	270	42.300	14.5806887	0.00	142,691,042,816	0
10/16/04	270	42.300	14.5806887	0.00	142,691,042,816	0
6/24/07	270	42.300	14.5806887	0.50	142,691,042,816	713,455,214
7/14/81	271	41.800	14.63469125	0.00	143,219,528,160	0
8/9/87	271	41.800	14.63469125	0.00	143,219,528,160	0
6/12/93	271	41.800	14.63469125	0.00	143,219,528,160	0
7/28/93	271	41.800	14.63469125	0.00	143,219,528,160	0
5/14/96	271	41.800	14.63469125	0.00	143,219,528,160	0
7/29/99	271	41.800	14.63469125	0.00	143,219,528,160	0
9/30/02	271	41.800	14.63469125	0.00	143,219,528,160	0
5/2/03	271	41.800	14.63469125	0.00	143,219,528,160	0
5/28/07	271	41.800	14.63469125	0.00	143,219,528,160	0
9/19/07	271	41.800	14.63469125	0.00	143,219,528,160	0
5/25/09	271	41.800	14.63469125	0.20	143,219,528,160	286,439,056
10/31/80	272	41.600	14.6886938	0.00	143,748,013,504	0
9/29/85	272	41.600	14.6886938	0.00	143,748,013,504	0

FINAL—Whiskey Chitto Creek (Subsegment 030501) Fecal Coliform Bacteria TMDL  
 Origination Date: October 5, 2010

Date	Observed flow (cfs)	Percent exceedance for observed flow	Adjusted flow for entire basin (cfs)	Width for area under curves (%)	Allowable load to meet standard (MPN/day)	Area under TMDL curve (MPN/day)
7/22/87	272	41.600	14.6886938	0.00	143,748,013,504	0
7/11/90	272	41.600	14.6886938	0.00	143,748,013,504	0
7/19/90	272	41.600	14.6886938	0.00	143,748,013,504	0
7/28/90	272	41.600	14.6886938	0.00	143,748,013,504	0
7/10/92	272	41.600	14.6886938	0.00	143,748,013,504	0
7/31/92	272	41.600	14.6886938	0.00	143,748,013,504	0
6/13/93	272	41.600	14.6886938	0.00	143,748,013,504	0
6/27/97	272	41.600	14.6886938	0.00	143,748,013,504	0
10/20/98	272	41.600	14.6886938	0.00	143,748,013,504	0
10/9/99	272	41.600	14.6886938	0.00	143,748,013,504	0
5/14/07	272	41.600	14.6886938	0.00	143,748,013,504	0
5/30/07	272	41.600	14.6886938	0.30	143,748,013,504	431,244,041
5/10/82	273	41.300	14.74269635	0.00	144,276,498,848	0
9/16/85	273	41.300	14.74269635	0.00	144,276,498,848	0
6/27/86	273	41.300	14.74269635	0.00	144,276,498,848	0
6/3/87	273	41.300	14.74269635	0.00	144,276,498,848	0
9/2/87	273	41.300	14.74269635	0.00	144,276,498,848	0
7/27/93	273	41.300	14.74269635	0.00	144,276,498,848	0
6/9/99	273	41.300	14.74269635	0.00	144,276,498,848	0
5/29/03	273	41.300	14.74269635	0.00	144,276,498,848	0
5/30/03	273	41.300	14.74269635	0.00	144,276,498,848	0
5/22/09	273	41.300	14.74269635	0.10	144,276,498,848	144,276,499
5/23/82	274	41.200	14.7966989	0.00	144,804,984,191	0
7/21/83	274	41.200	14.7966989	0.00	144,804,984,191	0
10/25/83	274	41.200	14.7966989	0.00	144,804,984,191	0
7/21/87	274	41.200	14.7966989	0.00	144,804,984,191	0
7/14/88	274	41.200	14.7966989	0.00	144,804,984,191	0
9/4/89	274	41.200	14.7966989	0.00	144,804,984,191	0
8/3/92	274	41.200	14.7966989	0.00	144,804,984,191	0
6/11/93	274	41.200	14.7966989	0.00	144,804,984,191	0
5/2/94	274	41.200	14.7966989	0.00	144,804,984,191	0
7/1/94	274	41.200	14.7966989	0.00	144,804,984,191	0
7/11/94	274	41.200	14.7966989	0.00	144,804,984,191	0
8/8/94	274	41.200	14.7966989	0.00	144,804,984,191	0
5/22/99	274	41.200	14.7966989	0.00	144,804,984,191	0
9/30/01	274	41.200	14.7966989	0.30	144,804,984,191	434,414,953
6/30/80	275	40.900	14.85070145	0.00	145,333,469,535	0
5/24/87	275	40.900	14.85070145	0.00	145,333,469,535	0
5/25/90	275	40.900	14.85070145	0.00	145,333,469,535	0
7/24/90	275	40.900	14.85070145	0.00	145,333,469,535	0
10/12/91	275	40.900	14.85070145	0.00	145,333,469,535	0
6/19/92	275	40.900	14.85070145	0.00	145,333,469,535	0
7/26/93	275	40.900	14.85070145	0.00	145,333,469,535	0
7/18/97	275	40.900	14.85070145	0.00	145,333,469,535	0

FINAL—Whiskey Chitto Creek (Subsegment 030501) Fecal Coliform Bacteria TMDL  
 Origination Date: October 5, 2010

Date	Observed flow (cfs)	Percent exceedance for observed flow	Adjusted flow for entire basin (cfs)	Width for area under curves (%)	Allowable load to meet standard (MPN/day)	Area under TMDL curve (MPN/day)
6/21/99	275	40.900	14.85070145	0.20	145,333,469,535	290,666,939
7/7/85	276	40.700	14.904704	0.00	145,861,954,879	0
8/8/95	276	40.700	14.904704	0.00	145,861,954,879	0
7/4/99	276	40.700	14.904704	0.00	145,861,954,879	0
6/12/02	276	40.700	14.904704	0.00	145,861,954,879	0
7/22/03	276	40.700	14.904704	0.00	145,861,954,879	0
5/13/05	276	40.700	14.904704	0.10	145,861,954,879	145,861,955
8/11/84	277	40.600	14.95870656	0.00	146,390,440,223	0
5/30/85	277	40.600	14.95870656	0.00	146,390,440,223	0
6/25/88	277	40.600	14.95870656	0.00	146,390,440,223	0
7/25/93	277	40.600	14.95870656	0.00	146,390,440,223	0
9/2/96	277	40.600	14.95870656	0.00	146,390,440,223	0
8/10/98	277	40.600	14.95870656	0.00	146,390,440,223	0
6/10/05	277	40.600	14.95870656	0.00	146,390,440,223	0
5/31/07	277	40.600	14.95870656	0.10	146,390,440,223	146,390,440
8/1/84	278	40.500	15.01270911	0.00	146,918,925,567	0
5/7/86	278	40.500	15.01270911	0.00	146,918,925,567	0
7/14/86	278	40.500	15.01270911	0.00	146,918,925,567	0
9/13/89	278	40.500	15.01270911	0.00	146,918,925,567	0
7/12/90	278	40.500	15.01270911	0.00	146,918,925,567	0
8/8/90	278	40.500	15.01270911	0.00	146,918,925,567	0
7/9/92	278	40.500	15.01270911	0.00	146,918,925,567	0
8/11/92	278	40.500	15.01270911	0.00	146,918,925,567	0
5/21/99	278	40.500	15.01270911	0.00	146,918,925,567	0
6/12/99	278	40.500	15.01270911	0.00	146,918,925,567	0
5/17/00	278	40.500	15.01270911	0.00	146,918,925,567	0
7/20/07	278	40.500	15.01270911	0.20	146,918,925,567	293,837,851
8/22/83	279	40.300	15.06671166	0.00	147,447,410,910	0
10/2/83	279	40.300	15.06671166	0.00	147,447,410,910	0
5/27/86	279	40.300	15.06671166	0.00	147,447,410,910	0
10/28/86	279	40.300	15.06671166	0.00	147,447,410,910	0
10/29/87	279	40.300	15.06671166	0.00	147,447,410,910	0
9/16/89	279	40.300	15.06671166	0.00	147,447,410,910	0
7/28/94	279	40.300	15.06671166	0.00	147,447,410,910	0
10/13/98	279	40.300	15.06671166	0.00	147,447,410,910	0
10/12/01	279	40.300	15.06671166	0.00	147,447,410,910	0
8/3/02	279	40.300	15.06671166	0.00	147,447,410,910	0
10/14/04	279	40.300	15.06671166	0.20	147,447,410,910	294,894,822
6/19/80	280	40.100	15.12071421	0.00	147,975,896,254	0
5/2/81	280	40.100	15.12071421	0.00	147,975,896,254	0
5/24/81	280	40.100	15.12071421	0.00	147,975,896,254	0
7/14/83	280	40.100	15.12071421	0.00	147,975,896,254	0
8/12/84	280	40.100	15.12071421	0.00	147,975,896,254	0
6/18/85	280	40.100	15.12071421	0.00	147,975,896,254	0

FINAL—Whiskey Chitto Creek (Subsegment 030501) Fecal Coliform Bacteria TMDL  
 Origination Date: October 5, 2010

Date	Observed flow (cfs)	Percent exceedance for observed flow	Adjusted flow for entire basin (cfs)	Width for area under curves (%)	Allowable load to meet standard (MPN/day)	Area under TMDL curve (MPN/day)
5/25/88	280	40.100	15.12071421	0.00	147,975,896,254	0
8/27/88	280	40.100	15.12071421	0.00	147,975,896,254	0
5/16/89	280	40.100	15.12071421	0.00	147,975,896,254	0
5/24/90	280	40.100	15.12071421	0.00	147,975,896,254	0
10/10/91	280	40.100	15.12071421	0.00	147,975,896,254	0
10/11/91	280	40.100	15.12071421	0.00	147,975,896,254	0
6/10/93	280	40.100	15.12071421	0.00	147,975,896,254	0
6/18/94	280	40.100	15.12071421	0.00	147,975,896,254	0
5/3/96	280	40.100	15.12071421	0.00	147,975,896,254	0
6/28/96	280	40.100	15.12071421	0.00	147,975,896,254	0
6/25/99	280	40.100	15.12071421	0.00	147,975,896,254	0
7/26/04	280	40.100	15.12071421	0.00	147,975,896,254	0
8/27/04	280	40.100	15.12071421	0.00	147,975,896,254	0
10/5/04	280	40.100	15.12071421	0.00	147,975,896,254	0
5/27/07	280	40.100	15.12071421	0.00	147,975,896,254	0
9/23/08	280	40.100	15.12071421	0.40	147,975,896,254	591,903,585
7/20/83	281	39.700	15.17471676	0.00	148,504,381,598	0
8/7/88	281	39.700	15.17471676	0.00	148,504,381,598	0
6/18/92	281	39.700	15.17471676	0.00	148,504,381,598	0
7/24/93	281	39.700	15.17471676	0.00	148,504,381,598	0
5/1/94	281	39.700	15.17471676	0.00	148,504,381,598	0
5/1/96	281	39.700	15.17471676	0.00	148,504,381,598	0
7/14/01	281	39.700	15.17471676	0.00	148,504,381,598	0
9/2/03	281	39.700	15.17471676	0.00	148,504,381,598	0
10/10/04	281	39.700	15.17471676	0.00	148,504,381,598	0
6/16/07	281	39.700	15.17471676	0.00	148,504,381,598	0
9/10/08	281	39.700	15.17471676	0.20	148,504,381,598	297,008,763
9/4/85	282	39.500	15.22871931	0.00	149,032,866,942	0
7/12/86	282	39.500	15.22871931	0.00	149,032,866,942	0
6/21/88	282	39.500	15.22871931	0.00	149,032,866,942	0
8/4/96	282	39.500	15.22871931	0.00	149,032,866,942	0
7/17/97	282	39.500	15.22871931	0.00	149,032,866,942	0
5/4/98	282	39.500	15.22871931	0.00	149,032,866,942	0
5/20/99	282	39.500	15.22871931	0.00	149,032,866,942	0
8/25/02	282	39.500	15.22871931	0.00	149,032,866,942	0
9/27/04	282	39.500	15.22871931	0.00	149,032,866,942	0
8/24/06	282	39.500	15.22871931	0.20	149,032,866,942	298,065,734
7/13/83	283	39.300	15.28272186	0.00	149,561,352,285	0
7/20/84	283	39.300	15.28272186	0.00	149,561,352,285	0
9/9/85	283	39.300	15.28272186	0.00	149,561,352,285	0
7/31/87	283	39.300	15.28272186	0.00	149,561,352,285	0
8/11/87	283	39.300	15.28272186	0.00	149,561,352,285	0
6/20/93	283	39.300	15.28272186	0.00	149,561,352,285	0
8/25/94	283	39.300	15.28272186	0.00	149,561,352,285	0



FINAL—Whiskey Chitto Creek (Subsegment 030501) Fecal Coliform Bacteria TMDL  
 Origination Date: October 5, 2010

Date	Observed flow (cfs)	Percent exceedance for observed flow	Adjusted flow for entire basin (cfs)	Width for area under curves (%)	Allowable load to meet standard (MPN/day)	Area under TMDL curve (MPN/day)
6/8/99	283	39.300	15.28272186	0.00	149,561,352,285	0
5/13/07	283	39.300	15.28272186	0.20	149,561,352,285	299,122,705
7/19/84	284	39.100	15.33672441	0.00	150,089,837,629	0
8/10/84	284	39.100	15.33672441	0.00	150,089,837,629	0
7/10/86	284	39.100	15.33672441	0.00	150,089,837,629	0
7/18/90	284	39.100	15.33672441	0.00	150,089,837,629	0
8/4/92	284	39.100	15.33672441	0.00	150,089,837,629	0
10/17/95	284	39.100	15.33672441	0.00	150,089,837,629	0
6/27/96	284	39.100	15.33672441	0.00	150,089,837,629	0
10/2/98	284	39.100	15.33672441	0.00	150,089,837,629	0
8/26/02	284	39.100	15.33672441	0.00	150,089,837,629	0
9/29/02	284	39.100	15.33672441	0.00	150,089,837,629	0
6/4/03	284	39.100	15.33672441	0.00	150,089,837,629	0
8/26/04	284	39.100	15.33672441	0.00	150,089,837,629	0
6/22/06	284	39.100	15.33672441	0.00	150,089,837,629	0
8/3/07	284	39.100	15.33672441	0.20	150,089,837,629	300,179,675
6/29/80	285	38.900	15.39072696	0.00	150,618,322,973	0
7/24/83	285	38.900	15.39072696	0.00	150,618,322,973	0
7/18/84	285	38.900	15.39072696	0.00	150,618,322,973	0
9/30/85	285	38.900	15.39072696	0.00	150,618,322,973	0
10/15/86	285	38.900	15.39072696	0.00	150,618,322,973	0
5/23/87	285	38.900	15.39072696	0.00	150,618,322,973	0
5/17/88	285	38.900	15.39072696	0.00	150,618,322,973	0
5/24/88	285	38.900	15.39072696	0.00	150,618,322,973	0
6/22/88	285	38.900	15.39072696	0.00	150,618,322,973	0
10/8/91	285	38.900	15.39072696	0.00	150,618,322,973	0
10/9/91	285	38.900	15.39072696	0.00	150,618,322,973	0
5/25/92	285	38.900	15.39072696	0.00	150,618,322,973	0
8/17/92	285	38.900	15.39072696	0.00	150,618,322,973	0
9/6/92	285	38.900	15.39072696	0.00	150,618,322,973	0
6/9/93	285	38.900	15.39072696	0.00	150,618,322,973	0
7/23/93	285	38.900	15.39072696	0.00	150,618,322,973	0
8/11/04	285	38.900	15.39072696	0.00	150,618,322,973	0
10/4/04	285	38.900	15.39072696	0.00	150,618,322,973	0
6/8/07	285	38.900	15.39072696	0.00	150,618,322,973	0
6/17/07	285	38.900	15.39072696	0.40	150,618,322,973	602,473,292
7/22/83	286	38.500	15.44472951	0.00	151,146,808,317	0
7/17/84	286	38.500	15.44472951	0.00	151,146,808,317	0
9/30/84	286	38.500	15.44472951	0.00	151,146,808,317	0
7/29/86	286	38.500	15.44472951	0.00	151,146,808,317	0
7/20/87	286	38.500	15.44472951	0.00	151,146,808,317	0
9/15/89	286	38.500	15.44472951	0.00	151,146,808,317	0
7/8/92	286	38.500	15.44472951	0.00	151,146,808,317	0
6/19/94	286	38.500	15.44472951	0.00	151,146,808,317	0

FINAL—Whiskey Chitto Creek (Subsegment 030501) Fecal Coliform Bacteria TMDL  
 Origination Date: October 5, 2010

Date	Observed flow (cfs)	Percent exceedance for observed flow	Adjusted flow for entire basin (cfs)	Width for area under curves (%)	Allowable load to meet standard (MPN/day)	Area under TMDL curve (MPN/day)
6/28/95	286	38.500	15.44472951	0.00	151,146,808,317	0
6/30/97	286	38.500	15.44472951	0.00	151,146,808,317	0
8/14/01	286	38.500	15.44472951	0.00	151,146,808,317	0
8/22/02	286	38.500	15.44472951	0.00	151,146,808,317	0
8/2/07	286	38.500	15.44472951	0.20	151,146,808,317	302,293,617
5/19/82	287	38.300	15.49873206	0.00	151,675,293,660	0
8/21/83	287	38.300	15.49873206	0.00	151,675,293,660	0
7/6/85	287	38.300	15.49873206	0.00	151,675,293,660	0
7/11/86	287	38.300	15.49873206	0.00	151,675,293,660	0
8/31/93	287	38.300	15.49873206	0.10	151,675,293,660	151,675,294
7/16/84	288	38.200	15.55273461	0.00	152,203,779,004	0
7/31/84	288	38.200	15.55273461	0.00	152,203,779,004	0
5/20/85	288	38.200	15.55273461	0.00	152,203,779,004	0
5/29/85	288	38.200	15.55273461	0.00	152,203,779,004	0
9/21/88	288	38.200	15.55273461	0.00	152,203,779,004	0
5/26/92	288	38.200	15.55273461	0.00	152,203,779,004	0
8/5/92	288	38.200	15.55273461	0.00	152,203,779,004	0
6/17/94	288	38.200	15.55273461	0.00	152,203,779,004	0
9/7/94	288	38.200	15.55273461	0.00	152,203,779,004	0
5/19/99	288	38.200	15.55273461	0.00	152,203,779,004	0
8/24/08	288	38.200	15.55273461	0.20	152,203,779,004	304,407,558
7/12/83	289	38.000	15.60673716	0.00	152,732,264,348	0
8/20/83	289	38.000	15.60673716	0.00	152,732,264,348	0
6/2/87	289	38.000	15.60673716	0.00	152,732,264,348	0
9/3/89	289	38.000	15.60673716	0.00	152,732,264,348	0
9/14/89	289	38.000	15.60673716	0.00	152,732,264,348	0
7/30/92	289	38.000	15.60673716	0.00	152,732,264,348	0
8/29/93	289	38.000	15.60673716	0.00	152,732,264,348	0
6/30/94	289	38.000	15.60673716	0.00	152,732,264,348	0
6/15/97	289	38.000	15.60673716	0.00	152,732,264,348	0
5/30/09	289	38.000	15.60673716	0.20	152,732,264,348	305,464,529
6/18/80	290	37.800	15.66073971	0.00	153,260,749,692	0
6/26/81	290	37.800	15.66073971	0.00	153,260,749,692	0
7/15/84	290	37.800	15.66073971	0.00	153,260,749,692	0
10/4/85	290	37.800	15.66073971	0.00	153,260,749,692	0
10/20/85	290	37.800	15.66073971	0.00	153,260,749,692	0
7/13/86	290	37.800	15.66073971	0.00	153,260,749,692	0
5/16/88	290	37.800	15.66073971	0.00	153,260,749,692	0
5/23/88	290	37.800	15.66073971	0.00	153,260,749,692	0
6/26/89	290	37.800	15.66073971	0.00	153,260,749,692	0
5/23/90	290	37.800	15.66073971	0.00	153,260,749,692	0
6/17/90	290	37.800	15.66073971	0.00	153,260,749,692	0
10/7/91	290	37.800	15.66073971	0.00	153,260,749,692	0
6/8/93	290	37.800	15.66073971	0.00	153,260,749,692	0

FINAL—Whiskey Chitto Creek (Subsegment 030501) Fecal Coliform Bacteria TMDL  
 Origination Date: October 5, 2010

Date	Observed flow (cfs)	Percent exceedance for observed flow	Adjusted flow for entire basin (cfs)	Width for area under curves (%)	Allowable load to meet standard (MPN/day)	Area under TMDL curve (MPN/day)
10/6/96	290	37.800	15.66073971	0.00	153,260,749,692	0
7/16/97	290	37.800	15.66073971	0.00	153,260,749,692	0
5/28/99	290	37.800	15.66073971	0.00	153,260,749,692	0
9/16/01	290	37.800	15.66073971	0.00	153,260,749,692	0
7/17/04	290	37.800	15.66073971	0.00	153,260,749,692	0
8/25/04	290	37.800	15.66073971	0.00	153,260,749,692	0
10/3/04	290	37.800	15.66073971	0.00	153,260,749,692	0
7/12/07	290	37.800	15.66073971	0.40	153,260,749,692	613,042,999
7/14/84	291	37.400	15.71474227	0.00	153,789,235,035	0
5/13/85	291	37.400	15.71474227	0.00	153,789,235,035	0
6/30/87	291	37.400	15.71474227	0.00	153,789,235,035	0
8/8/88	291	37.400	15.71474227	0.00	153,789,235,035	0
9/8/88	291	37.400	15.71474227	0.00	153,789,235,035	0
5/24/92	291	37.400	15.71474227	0.00	153,789,235,035	0
7/18/92	291	37.400	15.71474227	0.00	153,789,235,035	0
6/27/95	291	37.400	15.71474227	0.00	153,789,235,035	0
8/14/97	291	37.400	15.71474227	0.00	153,789,235,035	0
10/3/98	291	37.400	15.71474227	0.00	153,789,235,035	0
6/22/00	291	37.400	15.71474227	0.00	153,789,235,035	0
5/19/08	291	37.400	15.71474227	0.20	153,789,235,035	307,578,470
5/9/82	292	37.200	15.76874482	0.00	154,317,720,379	0
7/1/82	292	37.200	15.76874482	0.00	154,317,720,379	0
7/15/83	292	37.200	15.76874482	0.00	154,317,720,379	0
7/25/84	292	37.200	15.76874482	0.00	154,317,720,379	0
7/26/84	292	37.200	15.76874482	0.00	154,317,720,379	0
7/21/85	292	37.200	15.76874482	0.00	154,317,720,379	0
9/2/92	292	37.200	15.76874482	0.00	154,317,720,379	0
9/4/92	292	37.200	15.76874482	0.00	154,317,720,379	0
7/22/97	292	37.200	15.76874482	0.20	154,317,720,379	308,635,441
9/13/82	293	37.000	15.82274737	0.00	154,846,205,723	0
10/1/83	293	37.000	15.82274737	0.00	154,846,205,723	0
7/13/84	293	37.000	15.82274737	0.00	154,846,205,723	0
7/23/84	293	37.000	15.82274737	0.00	154,846,205,723	0
7/24/84	293	37.000	15.82274737	0.00	154,846,205,723	0
10/11/84	293	37.000	15.82274737	0.00	154,846,205,723	0
8/20/85	293	37.000	15.82274737	0.00	154,846,205,723	0
8/25/90	293	37.000	15.82274737	0.00	154,846,205,723	0
10/5/98	293	37.000	15.82274737	0.00	154,846,205,723	0
5/12/07	293	37.000	15.82274737	0.00	154,846,205,723	0
5/26/07	293	37.000	15.82274737	0.20	154,846,205,723	309,692,411
9/21/82	294	36.800	15.87674992	0.00	155,374,691,067	0
7/11/83	294	36.800	15.87674992	0.00	155,374,691,067	0
7/22/84	294	36.800	15.87674992	0.00	155,374,691,067	0
7/30/84	294	36.800	15.87674992	0.00	155,374,691,067	0

FINAL—Whiskey Chitto Creek (Subsegment 030501) Fecal Coliform Bacteria TMDL  
 Origination Date: October 5, 2010

Date	Observed flow (cfs)	Percent exceedance for observed flow	Adjusted flow for entire basin (cfs)	Width for area under curves (%)	Allowable load to meet standard (MPN/day)	Area under TMDL curve (MPN/day)
8/17/84	294	36.800	15.87674992	0.00	155,374,691,067	0
6/29/85	294	36.800	15.87674992	0.00	155,374,691,067	0
7/10/93	294	36.800	15.87674992	0.00	155,374,691,067	0
7/22/93	294	36.800	15.87674992	0.00	155,374,691,067	0
10/1/98	294	36.800	15.87674992	0.00	155,374,691,067	0
7/3/99	294	36.800	15.87674992	0.00	155,374,691,067	0
9/28/02	294	36.800	15.87674992	0.00	155,374,691,067	0
6/10/03	294	36.800	15.87674992	0.00	155,374,691,067	0
5/12/06	294	36.800	15.87674992	0.00	155,374,691,067	0
6/5/07	294	36.800	15.87674992	0.00	155,374,691,067	0
5/21/09	294	36.800	15.87674992	0.30	155,374,691,067	466,124,073
6/17/80	295	36.500	15.93075247	0.00	155,903,176,411	0
6/28/80	295	36.500	15.93075247	0.00	155,903,176,411	0
7/31/82	295	36.500	15.93075247	0.00	155,903,176,411	0
7/23/83	295	36.500	15.93075247	0.00	155,903,176,411	0
5/21/85	295	36.500	15.93075247	0.00	155,903,176,411	0
6/26/86	295	36.500	15.93075247	0.00	155,903,176,411	0
5/15/88	295	36.500	15.93075247	0.00	155,903,176,411	0
6/16/90	295	36.500	15.93075247	0.00	155,903,176,411	0
10/6/91	295	36.500	15.93075247	0.00	155,903,176,411	0
6/17/92	295	36.500	15.93075247	0.00	155,903,176,411	0
7/7/92	295	36.500	15.93075247	0.00	155,903,176,411	0
8/25/95	295	36.500	15.93075247	0.00	155,903,176,411	0
10/16/95	295	36.500	15.93075247	0.00	155,903,176,411	0
6/7/99	295	36.500	15.93075247	0.00	155,903,176,411	0
9/3/03	295	36.500	15.93075247	0.00	155,903,176,411	0
9/6/03	295	36.500	15.93075247	0.00	155,903,176,411	0
5/11/05	295	36.500	15.93075247	0.00	155,903,176,411	0
10/2/05	295	36.500	15.93075247	0.30	155,903,176,411	467,709,529
5/14/88	296	36.200	15.98475502	0.00	156,431,661,754	0
10/19/89	296	36.200	15.98475502	0.00	156,431,661,754	0
8/24/90	296	36.200	15.98475502	0.00	156,431,661,754	0
10/12/98	296	36.200	15.98475502	0.00	156,431,661,754	0
10/24/04	296	36.200	15.98475502	0.00	156,431,661,754	0
7/29/06	296	36.200	15.98475502	0.00	156,431,661,754	0
6/18/07	296	36.200	15.98475502	0.10	156,431,661,754	156,431,662
8/12/82	297	36.100	16.03875757	0.00	156,960,147,098	0
7/19/83	297	36.100	16.03875757	0.00	156,960,147,098	0
5/7/84	297	36.100	16.03875757	0.00	156,960,147,098	0
5/12/85	297	36.100	16.03875757	0.00	156,960,147,098	0
8/14/87	297	36.100	16.03875757	0.00	156,960,147,098	0
6/26/92	297	36.100	16.03875757	0.00	156,960,147,098	0
6/20/95	297	36.100	16.03875757	0.00	156,960,147,098	0
6/24/95	297	36.100	16.03875757	0.00	156,960,147,098	0

FINAL—Whiskey Chitto Creek (Subsegment 030501) Fecal Coliform Bacteria TMDL  
 Origination Date: October 5, 2010

Date	Observed flow (cfs)	Percent exceedance for observed flow	Adjusted flow for entire basin (cfs)	Width for area under curves (%)	Allowable load to meet standard (MPN/day)	Area under TMDL curve (MPN/day)
7/31/95	297	36.100	16.03875757	0.00	156,960,147,098	0
10/28/97	297	36.100	16.03875757	0.00	156,960,147,098	0
10/4/98	297	36.100	16.03875757	0.00	156,960,147,098	0
5/18/99	297	36.100	16.03875757	0.00	156,960,147,098	0
5/16/00	297	36.100	16.03875757	0.00	156,960,147,098	0
6/6/09	297	36.100	16.03875757	0.30	156,960,147,098	470,880,441
5/6/84	298	35.800	16.09276012	0.00	157,488,632,442	0
7/6/84	298	35.800	16.09276012	0.00	157,488,632,442	0
7/9/84	298	35.800	16.09276012	0.00	157,488,632,442	0
7/10/84	298	35.800	16.09276012	0.00	157,488,632,442	0
7/11/84	298	35.800	16.09276012	0.00	157,488,632,442	0
7/12/84	298	35.800	16.09276012	0.00	157,488,632,442	0
5/14/85	298	35.800	16.09276012	0.00	157,488,632,442	0
7/9/86	298	35.800	16.09276012	0.00	157,488,632,442	0
5/13/88	298	35.800	16.09276012	0.00	157,488,632,442	0
9/12/89	298	35.800	16.09276012	0.00	157,488,632,442	0
6/4/07	298	35.800	16.09276012	0.20	157,488,632,442	314,977,265
8/16/82	299	35.600	16.14676267	0.00	158,017,117,786	0
10/10/84	299	35.600	16.14676267	0.00	158,017,117,786	0
5/11/85	299	35.600	16.14676267	0.00	158,017,117,786	0
5/22/87	299	35.600	16.14676267	0.00	158,017,117,786	0
6/29/87	299	35.600	16.14676267	0.00	158,017,117,786	0
8/29/89	299	35.600	16.14676267	0.00	158,017,117,786	0
5/23/92	299	35.600	16.14676267	0.00	158,017,117,786	0
6/23/95	299	35.600	16.14676267	0.00	158,017,117,786	0
6/30/95	299	35.600	16.14676267	0.00	158,017,117,786	0
7/13/95	299	35.600	16.14676267	0.00	158,017,117,786	0
10/15/95	299	35.600	16.14676267	0.00	158,017,117,786	0
7/30/96	299	35.600	16.14676267	0.00	158,017,117,786	0
6/13/99	299	35.600	16.14676267	0.20	158,017,117,786	316,034,236
6/16/80	300	35.400	16.20076522	0.00	158,545,603,129	0
6/20/80	300	35.400	16.20076522	0.00	158,545,603,129	0
10/23/80	300	35.400	16.20076522	0.00	158,545,603,129	0
5/1/81	300	35.400	16.20076522	0.00	158,545,603,129	0
5/16/81	300	35.400	16.20076522	0.00	158,545,603,129	0
6/25/81	300	35.400	16.20076522	0.00	158,545,603,129	0
5/5/84	300	35.400	16.20076522	0.00	158,545,603,129	0
5/10/85	300	35.400	16.20076522	0.00	158,545,603,129	0
6/23/85	300	35.400	16.20076522	0.00	158,545,603,129	0
6/25/89	300	35.400	16.20076522	0.00	158,545,603,129	0
6/15/90	300	35.400	16.20076522	0.00	158,545,603,129	0
10/5/91	300	35.400	16.20076522	0.00	158,545,603,129	0
8/2/92	300	35.400	16.20076522	0.00	158,545,603,129	0
6/7/93	300	35.400	16.20076522	0.00	158,545,603,129	0

FINAL—Whiskey Chitto Creek (Subsegment 030501) Fecal Coliform Bacteria TMDL  
 Origination Date: October 5, 2010

Date	Observed flow (cfs)	Percent exceedance for observed flow	Adjusted flow for entire basin (cfs)	Width for area under curves (%)	Allowable load to meet standard (MPN/day)	Area under TMDL curve (MPN/day)
7/15/97	300	35.400	16.20076522	0.00	158,545,603,129	0
10/2/04	300	35.400	16.20076522	0.30	158,545,603,129	475,636,809
8/19/83	301	35.100	16.25476777	0.00	159,074,088,473	0
7/8/84	301	35.100	16.25476777	0.00	159,074,088,473	0
5/1/86	301	35.100	16.25476777	0.00	159,074,088,473	0
7/19/87	301	35.100	16.25476777	0.00	159,074,088,473	0
9/5/92	301	35.100	16.25476777	0.00	159,074,088,473	0
6/26/96	301	35.100	16.25476777	0.00	159,074,088,473	0
5/9/99	301	35.100	16.25476777	0.00	159,074,088,473	0
7/28/99	301	35.100	16.25476777	0.00	159,074,088,473	0
5/15/00	301	35.100	16.25476777	0.00	159,074,088,473	0
7/13/01	301	35.100	16.25476777	0.00	159,074,088,473	0
7/19/07	301	35.100	16.25476777	0.20	159,074,088,473	318,148,177
5/4/84	302	34.900	16.30877032	0.00	159,602,573,817	0
5/7/99	302	34.900	16.30877032	0.00	159,602,573,817	0
8/2/02	302	34.900	16.30877032	0.00	159,602,573,817	0
5/11/07	302	34.900	16.30877032	0.00	159,602,573,817	0
7/30/07	302	34.900	16.30877032	0.10	159,602,573,817	159,602,574
7/10/83	303	34.800	16.36277287	0.00	160,131,059,161	0
5/9/85	303	34.800	16.36277287	0.00	160,131,059,161	0
10/26/86	303	34.800	16.36277287	0.00	160,131,059,161	0
5/30/87	303	34.800	16.36277287	0.00	160,131,059,161	0
7/27/90	303	34.800	16.36277287	0.00	160,131,059,161	0
5/27/92	303	34.800	16.36277287	0.00	160,131,059,161	0
7/9/93	303	34.800	16.36277287	0.00	160,131,059,161	0
5/8/99	303	34.800	16.36277287	0.00	160,131,059,161	0
10/23/04	303	34.800	16.36277287	0.10	160,131,059,161	160,131,059
6/26/84	304	34.700	16.41677543	0.00	160,659,544,504	0
7/5/84	304	34.700	16.41677543	0.00	160,659,544,504	0
5/28/85	304	34.700	16.41677543	0.00	160,659,544,504	0
8/21/85	304	34.700	16.41677543	0.00	160,659,544,504	0
5/12/88	304	34.700	16.41677543	0.00	160,659,544,504	0
9/11/89	304	34.700	16.41677543	0.00	160,659,544,504	0
9/29/93	304	34.700	16.41677543	0.00	160,659,544,504	0
6/16/94	304	34.700	16.41677543	0.00	160,659,544,504	0
6/7/97	304	34.700	16.41677543	0.00	160,659,544,504	0
5/24/00	304	34.700	16.41677543	0.00	160,659,544,504	0
7/3/00	304	34.700	16.41677543	0.00	160,659,544,504	0
6/13/02	304	34.700	16.41677543	0.00	160,659,544,504	0
6/5/03	304	34.700	16.41677543	0.00	160,659,544,504	0
7/21/03	304	34.700	16.41677543	0.00	160,659,544,504	0
7/7/05	304	34.700	16.41677543	0.30	160,659,544,504	481,978,634
6/15/80	305	34.400	16.47077798	0.00	161,188,029,848	0
8/31/89	305	34.400	16.47077798	0.00	161,188,029,848	0

FINAL—Whiskey Chitto Creek (Subsegment 030501) Fecal Coliform Bacteria TMDL  
 Origination Date: October 5, 2010

Date	Observed flow (cfs)	Percent exceedance for observed flow	Adjusted flow for entire basin (cfs)	Width for area under curves (%)	Allowable load to meet standard (MPN/day)	Area under TMDL curve (MPN/day)
6/28/92	305	34.400	16.47077798	0.00	161,188,029,848	0
6/25/95	305	34.400	16.47077798	0.00	161,188,029,848	0
6/26/95	305	34.400	16.47077798	0.00	161,188,029,848	0
5/6/99	305	34.400	16.47077798	0.00	161,188,029,848	0
9/29/01	305	34.400	16.47077798	0.00	161,188,029,848	0
9/27/07	305	34.400	16.47077798	0.00	161,188,029,848	0
5/26/09	305	34.400	16.47077798	0.20	161,188,029,848	322,376,060
5/3/84	306	34.200	16.52478053	0.00	161,716,515,192	0
5/18/84	306	34.200	16.52478053	0.00	161,716,515,192	0
7/6/92	306	34.200	16.52478053	0.00	161,716,515,192	0
10/12/99	306	34.200	16.52478053	0.00	161,716,515,192	0
8/24/04	306	34.200	16.52478053	0.10	161,716,515,192	161,716,515
5/17/84	307	34.100	16.57878308	0.00	162,245,000,536	0
5/19/84	307	34.100	16.57878308	0.00	162,245,000,536	0
8/21/88	307	34.100	16.57878308	0.00	162,245,000,536	0
9/8/94	307	34.100	16.57878308	0.00	162,245,000,536	0
5/16/84	308	34.100	16.63278563	0.00	162,773,485,879	0
9/8/85	308	34.100	16.63278563	0.00	162,773,485,879	0
10/25/90	308	34.100	16.63278563	0.00	162,773,485,879	0
6/20/99	308	34.100	16.63278563	0.00	162,773,485,879	0
5/1/00	308	34.100	16.63278563	0.00	162,773,485,879	0
10/20/02	308	34.100	16.63278563	0.00	162,773,485,879	0
9/16/03	308	34.100	16.63278563	0.00	162,773,485,879	0
6/19/07	308	34.100	16.63278563	0.20	162,773,485,879	325,546,972
7/16/83	309	33.900	16.68678818	0.00	163,301,971,223	0
5/2/84	309	33.900	16.68678818	0.00	163,301,971,223	0
5/8/85	309	33.900	16.68678818	0.00	163,301,971,223	0
8/25/89	309	33.900	16.68678818	0.00	163,301,971,223	0
7/10/90	309	33.900	16.68678818	0.00	163,301,971,223	0
5/22/92	309	33.900	16.68678818	0.00	163,301,971,223	0
7/18/95	309	33.900	16.68678818	0.00	163,301,971,223	0
8/14/96	309	33.900	16.68678818	0.00	163,301,971,223	0
9/30/98	309	33.900	16.68678818	0.00	163,301,971,223	0
5/5/99	309	33.900	16.68678818	0.00	163,301,971,223	0
5/10/99	309	33.900	16.68678818	0.20	163,301,971,223	326,603,942
6/27/80	310	33.700	16.74079073	0.00	163,830,456,567	0
6/30/81	310	33.700	16.74079073	0.00	163,830,456,567	0
5/15/84	310	33.700	16.74079073	0.00	163,830,456,567	0
5/7/85	310	33.700	16.74079073	0.00	163,830,456,567	0
5/19/85	310	33.700	16.74079073	0.00	163,830,456,567	0
10/16/85	310	33.700	16.74079073	0.00	163,830,456,567	0
8/24/89	310	33.700	16.74079073	0.00	163,830,456,567	0
5/22/90	310	33.700	16.74079073	0.00	163,830,456,567	0
10/4/91	310	33.700	16.74079073	0.00	163,830,456,567	0

FINAL—Whiskey Chitto Creek (Subsegment 030501) Fecal Coliform Bacteria TMDL  
 Origination Date: October 5, 2010

Date	Observed flow (cfs)	Percent exceedance for observed flow	Adjusted flow for entire basin (cfs)	Width for area under curves (%)	Allowable load to meet standard (MPN/day)	Area under TMDL curve (MPN/day)
9/24/92	310	33.700	16.74079073	0.00	163,830,456,567	0
8/6/95	310	33.700	16.74079073	0.20	163,830,456,567	327,660,913
6/27/84	311	33.500	16.79479328	0.00	164,358,941,911	0
9/4/88	311	33.500	16.79479328	0.00	164,358,941,911	0
6/29/94	311	33.500	16.79479328	0.00	164,358,941,911	0
5/4/99	311	33.500	16.79479328	0.00	164,358,941,911	0
5/17/99	311	33.500	16.79479328	0.10	164,358,941,911	164,358,942
6/14/80	312	33.400	16.84879583	0.00	164,887,427,255	0
9/30/83	312	33.400	16.84879583	0.00	164,887,427,255	0
9/3/88	312	33.400	16.84879583	0.00	164,887,427,255	0
6/16/92	312	33.400	16.84879583	0.00	164,887,427,255	0
6/15/94	312	33.400	16.84879583	0.00	164,887,427,255	0
7/29/97	312	33.400	16.84879583	0.00	164,887,427,255	0
7/25/99	312	33.400	16.84879583	0.00	164,887,427,255	0
5/2/00	312	33.400	16.84879583	0.10	164,887,427,255	164,887,427
7/28/82	313	33.300	16.90279838	0.00	165,415,912,598	0
8/17/82	313	33.300	16.90279838	0.00	165,415,912,598	0
7/9/83	313	33.300	16.90279838	0.00	165,415,912,598	0
5/1/84	313	33.300	16.90279838	0.00	165,415,912,598	0
7/7/84	313	33.300	16.90279838	0.00	165,415,912,598	0
6/11/87	313	33.300	16.90279838	0.00	165,415,912,598	0
5/11/88	313	33.300	16.90279838	0.00	165,415,912,598	0
7/24/88	313	33.300	16.90279838	0.00	165,415,912,598	0
5/14/00	313	33.300	16.90279838	0.00	165,415,912,598	0
7/18/03	313	33.300	16.90279838	0.20	165,415,912,598	330,831,825
10/15/84	314	33.100	16.95680093	0.00	165,944,397,942	0
9/10/89	314	33.100	16.95680093	0.00	165,944,397,942	0
10/22/90	314	33.100	16.95680093	0.00	165,944,397,942	0
7/11/93	314	33.100	16.95680093	0.00	165,944,397,942	0
8/13/96	314	33.100	16.95680093	0.00	165,944,397,942	0
6/6/99	314	33.100	16.95680093	0.00	165,944,397,942	0
7/19/03	314	33.100	16.95680093	0.00	165,944,397,942	0
7/22/07	314	33.100	16.95680093	0.20	165,944,397,942	331,888,796
5/14/84	315	32.900	17.01080348	0.00	166,472,883,286	0
5/10/88	315	32.900	17.01080348	0.00	166,472,883,286	0
8/28/89	315	32.900	17.01080348	0.00	166,472,883,286	0
6/19/95	315	32.900	17.01080348	0.00	166,472,883,286	0
10/14/95	315	32.900	17.01080348	0.00	166,472,883,286	0
7/30/97	315	32.900	17.01080348	0.00	166,472,883,286	0
8/10/97	315	32.900	17.01080348	0.00	166,472,883,286	0
7/9/99	315	32.900	17.01080348	0.00	166,472,883,286	0
8/10/04	315	32.900	17.01080348	0.10	166,472,883,286	166,472,883
6/25/84	316	32.800	17.06480603	0.00	167,001,368,630	0
5/9/88	316	32.800	17.06480603	0.00	167,001,368,630	0



FINAL—Whiskey Chitto Creek (Subsegment 030501) Fecal Coliform Bacteria TMDL  
 Origination Date: October 5, 2010

Date	Observed flow (cfs)	Percent exceedance for observed flow	Adjusted flow for entire basin (cfs)	Width for area under curves (%)	Allowable load to meet standard (MPN/day)	Area under TMDL curve (MPN/day)
8/26/88	316	32.800	17.06480603	0.00	167,001,368,630	0
8/26/89	316	32.800	17.06480603	0.00	167,001,368,630	0
7/28/92	316	32.800	17.06480603	0.00	167,001,368,630	0
8/23/94	316	32.800	17.06480603	0.00	167,001,368,630	0
6/29/97	316	32.800	17.06480603	0.00	167,001,368,630	0
7/14/97	316	32.800	17.06480603	0.00	167,001,368,630	0
9/4/03	316	32.800	17.06480603	0.20	167,001,368,630	334,002,737
7/21/84	317	32.600	17.11880858	0.00	167,529,853,973	0
5/6/85	317	32.600	17.11880858	0.00	167,529,853,973	0
7/29/92	317	32.600	17.11880858	0.00	167,529,853,973	0
9/15/01	317	32.600	17.11880858	0.00	167,529,853,973	0
9/27/02	317	32.600	17.11880858	0.00	167,529,853,973	0
10/19/02	317	32.600	17.11880858	0.00	167,529,853,973	0
6/3/07	317	32.600	17.11880858	0.10	167,529,853,973	167,529,854
7/4/84	318	32.500	17.17281114	0.00	168,058,339,317	0
9/18/87	318	32.500	17.17281114	0.00	168,058,339,317	0
8/17/89	318	32.500	17.17281114	0.00	168,058,339,317	0
9/2/89	318	32.500	17.17281114	0.00	168,058,339,317	0
5/21/92	318	32.500	17.17281114	0.00	168,058,339,317	0
7/21/93	318	32.500	17.17281114	0.00	168,058,339,317	0
5/3/99	318	32.500	17.17281114	0.00	168,058,339,317	0
9/22/08	318	32.500	17.17281114	0.20	168,058,339,317	336,116,679
9/29/84	319	32.300	17.22681369	0.00	168,586,824,661	0
5/29/87	319	32.300	17.22681369	0.00	168,586,824,661	0
5/8/88	319	32.300	17.22681369	0.00	168,586,824,661	0
8/9/90	319	32.300	17.22681369	0.00	168,586,824,661	0
9/4/94	319	32.300	17.22681369	0.00	168,586,824,661	0
5/2/96	319	32.300	17.22681369	0.00	168,586,824,661	0
6/8/97	319	32.300	17.22681369	0.00	168,586,824,661	0
8/2/97	319	32.300	17.22681369	0.00	168,586,824,661	0
6/13/03	319	32.300	17.22681369	0.00	168,586,824,661	0
5/10/07	319	32.300	17.22681369	0.00	168,586,824,661	0
5/15/08	319	32.300	17.22681369	0.20	168,586,824,661	337,173,649
6/13/80	320	32.100	17.28081624	0.00	169,115,310,005	0
6/26/80	320	32.100	17.28081624	0.00	169,115,310,005	0
5/15/81	320	32.100	17.28081624	0.00	169,115,310,005	0
5/23/81	320	32.100	17.28081624	0.00	169,115,310,005	0
6/24/81	320	32.100	17.28081624	0.00	169,115,310,005	0
6/29/82	320	32.100	17.28081624	0.00	169,115,310,005	0
5/7/88	320	32.100	17.28081624	0.00	169,115,310,005	0
5/21/88	320	32.100	17.28081624	0.00	169,115,310,005	0
7/6/88	320	32.100	17.28081624	0.00	169,115,310,005	0
6/24/89	320	32.100	17.28081624	0.00	169,115,310,005	0
8/16/89	320	32.100	17.28081624	0.00	169,115,310,005	0

FINAL—Whiskey Chitto Creek (Subsegment 030501) Fecal Coliform Bacteria TMDL  
 Origination Date: October 5, 2010

Date	Observed flow (cfs)	Percent exceedance for observed flow	Adjusted flow for entire basin (cfs)	Width for area under curves (%)	Allowable load to meet standard (MPN/day)	Area under TMDL curve (MPN/day)
9/9/89	320	32.100	17.28081624	0.00	169,115,310,005	0
5/21/90	320	32.100	17.28081624	0.00	169,115,310,005	0
6/14/90	320	32.100	17.28081624	0.00	169,115,310,005	0
8/4/91	320	32.100	17.28081624	0.00	169,115,310,005	0
9/24/91	320	32.100	17.28081624	0.00	169,115,310,005	0
10/3/91	320	32.100	17.28081624	0.00	169,115,310,005	0
6/6/93	320	32.100	17.28081624	0.00	169,115,310,005	0
7/8/93	320	32.100	17.28081624	0.00	169,115,310,005	0
8/22/95	320	32.100	17.28081624	0.00	169,115,310,005	0
10/5/96	320	32.100	17.28081624	0.00	169,115,310,005	0
7/21/97	320	32.100	17.28081624	0.00	169,115,310,005	0
7/16/04	320	32.100	17.28081624	0.00	169,115,310,005	0
9/17/04	320	32.100	17.28081624	0.00	169,115,310,005	0
9/26/04	320	32.100	17.28081624	0.00	169,115,310,005	0
10/1/04	320	32.100	17.28081624	0.00	169,115,310,005	0
6/2/07	320	32.100	17.28081624	0.50	169,115,310,005	845,576,550
5/5/85	321	31.600	17.33481879	0.00	169,643,795,348	0
9/20/87	321	31.600	17.33481879	0.00	169,643,795,348	0
7/27/92	321	31.600	17.33481879	0.00	169,643,795,348	0
7/8/83	322	31.600	17.38882134	0.00	170,172,280,692	0
8/18/83	322	31.600	17.38882134	0.00	170,172,280,692	0
5/21/87	322	31.600	17.38882134	0.00	170,172,280,692	0
7/18/87	322	31.600	17.38882134	0.00	170,172,280,692	0
5/6/88	322	31.600	17.38882134	0.00	170,172,280,692	0
7/17/90	322	31.600	17.38882134	0.00	170,172,280,692	0
6/15/92	322	31.600	17.38882134	0.00	170,172,280,692	0
7/27/94	322	31.600	17.38882134	0.00	170,172,280,692	0
6/18/95	322	31.600	17.38882134	0.00	170,172,280,692	0
8/21/02	322	31.600	17.38882134	0.00	170,172,280,692	0
8/23/04	322	31.600	17.38882134	0.20	170,172,280,692	340,344,561
7/5/92	323	31.400	17.44282389	0.00	170,700,766,036	0
7/25/92	323	31.400	17.44282389	0.00	170,700,766,036	0
6/1/07	323	31.400	17.44282389	0.10	170,700,766,036	170,700,766
6/25/86	324	31.300	17.49682644	0.00	171,229,251,380	0
6/28/88	324	31.300	17.49682644	0.00	171,229,251,380	0
8/20/89	324	31.300	17.49682644	0.00	171,229,251,380	0
10/29/91	324	31.300	17.49682644	0.00	171,229,251,380	0
7/28/97	324	31.300	17.49682644	0.00	171,229,251,380	0
7/31/97	324	31.300	17.49682644	0.00	171,229,251,380	0
5/3/98	324	31.300	17.49682644	0.00	171,229,251,380	0
7/1/02	324	31.300	17.49682644	0.00	171,229,251,380	0
5/12/05	324	31.300	17.49682644	0.10	171,229,251,380	171,229,251
8/15/89	325	31.200	17.55082899	0.00	171,757,736,723	0
5/28/94	325	31.200	17.55082899	0.10	171,757,736,723	171,757,737

FINAL—Whiskey Chitto Creek (Subsegment 030501) Fecal Coliform Bacteria TMDL  
 Origination Date: October 5, 2010

Date	Observed flow (cfs)	Percent exceedance for observed flow	Adjusted flow for entire basin (cfs)	Width for area under curves (%)	Allowable load to meet standard (MPN/day)	Area under TMDL curve (MPN/day)
7/18/83	326	31.100	17.60483154	0.00	172,286,222,067	0
8/9/84	326	31.100	17.60483154	0.00	172,286,222,067	0
5/4/85	326	31.100	17.60483154	0.00	172,286,222,067	0
6/1/87	326	31.100	17.60483154	0.00	172,286,222,067	0
5/5/88	326	31.100	17.60483154	0.00	172,286,222,067	0
6/17/95	326	31.100	17.60483154	0.00	172,286,222,067	0
6/6/97	326	31.100	17.60483154	0.00	172,286,222,067	0
9/26/97	326	31.100	17.60483154	0.00	172,286,222,067	0
5/11/99	326	31.100	17.60483154	0.00	172,286,222,067	0
7/2/99	326	31.100	17.60483154	0.10	172,286,222,067	172,286,222
8/19/89	327	31.000	17.65883409	0.00	172,814,707,411	0
6/2/96	327	31.000	17.65883409	0.00	172,814,707,411	0
5/2/99	327	31.000	17.65883409	0.00	172,814,707,411	0
7/12/01	327	31.000	17.65883409	0.10	172,814,707,411	172,814,707
5/8/82	328	30.900	17.71283664	0.00	173,343,192,755	0
5/6/86	328	30.900	17.71283664	0.00	173,343,192,755	0
8/23/89	328	30.900	17.71283664	0.00	173,343,192,755	0
5/20/92	328	30.900	17.71283664	0.00	173,343,192,755	0
6/14/97	328	30.900	17.71283664	0.00	173,343,192,755	0
9/29/98	328	30.900	17.71283664	0.00	173,343,192,755	0
10/11/98	328	30.900	17.71283664	0.00	173,343,192,755	0
5/20/09	328	30.900	17.71283664	0.00	173,343,192,755	0
6/5/09	328	30.900	17.71283664	0.20	173,343,192,755	346,686,386
7/3/84	329	30.700	17.76683919	0.00	173,871,678,099	0
10/16/84	329	30.700	17.76683919	0.00	173,871,678,099	0
8/18/89	329	30.700	17.76683919	0.00	173,871,678,099	0
9/1/89	329	30.700	17.76683919	0.00	173,871,678,099	0
6/9/94	329	30.700	17.76683919	0.00	173,871,678,099	0
6/21/06	329	30.700	17.76683919	0.10	173,871,678,099	173,871,678
10/18/80	330	30.600	17.82084174	0.00	174,400,163,442	0
7/7/83	330	30.600	17.82084174	0.00	174,400,163,442	0
9/15/85	330	30.600	17.82084174	0.00	174,400,163,442	0
5/25/87	330	30.600	17.82084174	0.00	174,400,163,442	0
5/22/88	330	30.600	17.82084174	0.00	174,400,163,442	0
6/23/89	330	30.600	17.82084174	0.00	174,400,163,442	0
8/14/89	330	30.600	17.82084174	0.00	174,400,163,442	0
8/30/89	330	30.600	17.82084174	0.00	174,400,163,442	0
7/25/91	330	30.600	17.82084174	0.00	174,400,163,442	0
8/5/91	330	30.600	17.82084174	0.00	174,400,163,442	0
8/7/91	330	30.600	17.82084174	0.00	174,400,163,442	0
10/2/91	330	30.600	17.82084174	0.00	174,400,163,442	0
10/13/95	330	30.600	17.82084174	0.00	174,400,163,442	0
5/20/97	330	30.600	17.82084174	0.00	174,400,163,442	0
7/30/04	330	30.600	17.82084174	0.00	174,400,163,442	0

FINAL—Whiskey Chitto Creek (Subsegment 030501) Fecal Coliform Bacteria TMDL  
 Origination Date: October 5, 2010

Date	Observed flow (cfs)	Percent exceedance for observed flow	Adjusted flow for entire basin (cfs)	Width for area under curves (%)	Allowable load to meet standard (MPN/day)	Area under TMDL curve (MPN/day)
9/25/04	330	30.600	17.82084174	0.00	174,400,163,442	0
6/23/07	330	30.600	17.82084174	0.30	174,400,163,442	523,200,490
5/13/84	331	30.300	17.8748443	0.00	174,928,648,786	0
6/28/87	331	30.300	17.8748443	0.00	174,928,648,786	0
7/24/92	331	30.300	17.8748443	0.00	174,928,648,786	0
9/15/00	331	30.300	17.8748443	0.00	174,928,648,786	0
10/1/05	331	30.300	17.8748443	0.10	174,928,648,786	174,928,649
7/20/88	332	30.200	17.92884685	0.00	175,457,134,130	0
8/26/90	332	30.200	17.92884685	0.00	175,457,134,130	0
6/14/94	332	30.200	17.92884685	0.00	175,457,134,130	0
10/4/96	332	30.200	17.92884685	0.10	175,457,134,130	175,457,134
7/30/87	333	30.100	17.9828494	0.00	175,985,619,474	0
7/7/93	333	30.100	17.9828494	0.00	175,985,619,474	0
7/23/07	333	30.100	17.9828494	0.00	175,985,619,474	0
5/18/82	335	30.100	18.0908545	0.00	177,042,590,161	0
7/29/82	335	30.100	18.0908545	0.00	177,042,590,161	0
6/24/84	335	30.100	18.0908545	0.00	177,042,590,161	0
5/28/87	335	30.100	18.0908545	0.00	177,042,590,161	0
7/26/90	335	30.100	18.0908545	0.00	177,042,590,161	0
8/24/94	335	30.100	18.0908545	0.00	177,042,590,161	0
6/28/97	335	30.100	18.0908545	0.00	177,042,590,161	0
10/6/98	335	30.100	18.0908545	0.00	177,042,590,161	0
7/20/03	335	30.100	18.0908545	0.20	177,042,590,161	354,085,180
6/12/80	336	29.900	18.14485705	0.00	177,571,075,505	0
5/3/85	336	29.900	18.14485705	0.00	177,571,075,505	0
6/26/88	336	29.900	18.14485705	0.00	177,571,075,505	0
8/19/88	336	29.900	18.14485705	0.00	177,571,075,505	0
9/6/94	336	29.900	18.14485705	0.10	177,571,075,505	177,571,076
7/15/93	337	29.800	18.1988596	0.00	178,099,560,849	0
6/9/97	337	29.800	18.1988596	0.00	178,099,560,849	0
9/29/83	338	29.800	18.25286215	0.00	178,628,046,192	0
5/27/85	338	29.800	18.25286215	0.00	178,628,046,192	0
7/7/87	338	29.800	18.25286215	0.00	178,628,046,192	0
5/1/88	338	29.800	18.25286215	0.00	178,628,046,192	0
8/13/89	338	29.800	18.25286215	0.00	178,628,046,192	0
5/27/94	338	29.800	18.25286215	0.00	178,628,046,192	0
6/20/94	338	29.800	18.25286215	0.10	178,628,046,192	178,628,046
5/4/88	339	29.700	18.3068647	0.00	179,156,531,536	0
8/20/88	339	29.700	18.3068647	0.00	179,156,531,536	0
7/15/94	339	29.700	18.3068647	0.00	179,156,531,536	0
5/29/99	339	29.700	18.3068647	0.00	179,156,531,536	0
5/13/00	339	29.700	18.3068647	0.00	179,156,531,536	0
10/18/02	339	29.700	18.3068647	0.10	179,156,531,536	179,156,532
6/25/80	340	29.600	18.36086725	0.00	179,685,016,880	0

FINAL—Whiskey Chitto Creek (Subsegment 030501) Fecal Coliform Bacteria TMDL  
 Origination Date: October 5, 2010

Date	Observed flow (cfs)	Percent exceedance for observed flow	Adjusted flow for entire basin (cfs)	Width for area under curves (%)	Allowable load to meet standard (MPN/day)	Area under TMDL curve (MPN/day)
6/23/81	340	29.600	18.36086725	0.00	179,685,016,880	0
6/29/81	340	29.600	18.36086725	0.00	179,685,016,880	0
7/6/83	340	29.600	18.36086725	0.00	179,685,016,880	0
7/8/86	340	29.600	18.36086725	0.00	179,685,016,880	0
6/27/87	340	29.600	18.36086725	0.00	179,685,016,880	0
7/13/88	340	29.600	18.36086725	0.00	179,685,016,880	0
5/15/89	340	29.600	18.36086725	0.00	179,685,016,880	0
7/24/91	340	29.600	18.36086725	0.00	179,685,016,880	0
7/26/91	340	29.600	18.36086725	0.00	179,685,016,880	0
7/28/91	340	29.600	18.36086725	0.00	179,685,016,880	0
10/1/91	340	29.600	18.36086725	0.00	179,685,016,880	0
5/9/92	340	29.600	18.36086725	0.00	179,685,016,880	0
5/10/92	340	29.600	18.36086725	0.00	179,685,016,880	0
8/13/92	340	29.600	18.36086725	0.00	179,685,016,880	0
6/5/93	340	29.600	18.36086725	0.00	179,685,016,880	0
6/16/95	340	29.600	18.36086725	0.00	179,685,016,880	0
5/19/97	340	29.600	18.36086725	0.00	179,685,016,880	0
8/9/04	340	29.600	18.36086725	0.00	179,685,016,880	0
9/24/04	340	29.600	18.36086725	0.00	179,685,016,880	0
9/30/04	340	29.600	18.36086725	0.40	179,685,016,880	718,740,068
6/11/80	341	29.200	18.4148698	0.00	180,213,502,224	0
8/27/89	341	29.200	18.4148698	0.00	180,213,502,224	0
8/16/92	341	29.200	18.4148698	0.00	180,213,502,224	0
8/30/93	341	29.200	18.4148698	0.00	180,213,502,224	0
5/15/97	341	29.200	18.4148698	0.00	180,213,502,224	0
5/16/99	341	29.200	18.4148698	0.10	180,213,502,224	180,213,502
7/19/95	342	29.100	18.46887235	0.00	180,741,987,567	0
5/11/06	342	29.100	18.46887235	0.10	180,741,987,567	180,741,988
9/3/85	343	29.000	18.5228749	0.00	181,270,472,911	0
8/12/92	343	29.000	18.5228749	0.00	181,270,472,911	0
7/6/93	343	29.000	18.5228749	0.00	181,270,472,911	0
5/1/99	343	29.000	18.5228749	0.00	181,270,472,911	0
6/17/99	343	29.000	18.5228749	0.00	181,270,472,911	0
8/1/02	343	29.000	18.5228749	0.00	181,270,472,911	0
5/5/07	343	29.000	18.5228749	0.00	181,270,472,911	0
5/18/09	343	29.000	18.5228749	0.10	181,270,472,911	181,270,473
8/5/82	344	28.900	18.57687745	0.00	181,798,958,255	0
9/15/82	344	28.900	18.57687745	0.00	181,798,958,255	0
7/19/92	344	28.900	18.57687745	0.00	181,798,958,255	0
7/12/95	344	28.900	18.57687745	0.00	181,798,958,255	0
8/11/95	344	28.900	18.57687745	0.00	181,798,958,255	0
10/12/95	344	28.900	18.57687745	0.00	181,798,958,255	0
5/16/97	344	28.900	18.57687745	0.00	181,798,958,255	0
10/21/02	344	28.900	18.57687745	0.20	181,798,958,255	363,597,917

FINAL—Whiskey Chitto Creek (Subsegment 030501) Fecal Coliform Bacteria TMDL  
 Origination Date: October 5, 2010

Date	Observed flow (cfs)	Percent exceedance for observed flow	Adjusted flow for entire basin (cfs)	Width for area under curves (%)	Allowable load to meet standard (MPN/day)	Area under TMDL curve (MPN/day)
6/6/84	345	28.700	18.63088001	0.00	182,327,443,599	0
7/2/84	345	28.700	18.63088001	0.00	182,327,443,599	0
8/8/84	345	28.700	18.63088001	0.00	182,327,443,599	0
6/27/88	345	28.700	18.63088001	0.00	182,327,443,599	0
5/18/97	345	28.700	18.63088001	0.10	182,327,443,599	182,327,444
8/19/82	346	28.600	18.68488256	0.00	182,855,928,943	0
7/26/92	346	28.600	18.68488256	0.00	182,855,928,943	0
5/14/97	346	28.600	18.68488256	0.00	182,855,928,943	0
6/21/01	346	28.600	18.68488256	0.00	182,855,928,943	0
6/22/01	346	28.600	18.68488256	0.00	182,855,928,943	0
5/4/07	346	28.600	18.68488256	0.10	182,855,928,943	182,855,929
7/17/83	347	28.500	18.73888511	0.00	183,384,414,286	0
7/20/85	347	28.500	18.73888511	0.00	183,384,414,286	0
5/18/92	347	28.500	18.73888511	0.00	183,384,414,286	0
9/23/92	347	28.500	18.73888511	0.00	183,384,414,286	0
7/1/95	347	28.500	18.73888511	0.00	183,384,414,286	0
10/3/96	347	28.500	18.73888511	0.10	183,384,414,286	183,384,414
5/7/82	348	28.400	18.79288766	0.00	183,912,899,630	0
8/17/83	348	28.400	18.79288766	0.00	183,912,899,630	0
5/2/85	348	28.400	18.79288766	0.00	183,912,899,630	0
5/3/86	348	28.400	18.79288766	0.00	183,912,899,630	0
5/29/86	348	28.400	18.79288766	0.00	183,912,899,630	0
7/17/87	348	28.400	18.79288766	0.00	183,912,899,630	0
5/17/92	348	28.400	18.79288766	0.00	183,912,899,630	0
5/19/92	348	28.400	18.79288766	0.00	183,912,899,630	0
9/25/92	348	28.400	18.79288766	0.00	183,912,899,630	0
6/5/99	348	28.400	18.79288766	0.00	183,912,899,630	0
6/16/99	348	28.400	18.79288766	0.20	183,912,899,630	367,825,799
7/12/94	349	28.200	18.84689021	0.00	184,441,384,974	0
6/15/95	349	28.200	18.84689021	0.00	184,441,384,974	0
8/15/96	349	28.200	18.84689021	0.00	184,441,384,974	0
9/24/96	349	28.200	18.84689021	0.00	184,441,384,974	0
9/28/98	349	28.200	18.84689021	0.00	184,441,384,974	0
6/28/02	349	28.200	18.84689021	0.10	184,441,384,974	184,441,385
6/10/80	350	28.100	18.90089276	0.00	184,969,870,318	0
5/22/81	350	28.100	18.90089276	0.00	184,969,870,318	0
6/27/81	350	28.100	18.90089276	0.00	184,969,870,318	0
6/22/85	350	28.100	18.90089276	0.00	184,969,870,318	0
7/12/88	350	28.100	18.90089276	0.00	184,969,870,318	0
6/22/89	350	28.100	18.90089276	0.00	184,969,870,318	0
8/12/89	350	28.100	18.90089276	0.00	184,969,870,318	0
5/20/90	350	28.100	18.90089276	0.00	184,969,870,318	0
7/23/91	350	28.100	18.90089276	0.00	184,969,870,318	0
7/27/91	350	28.100	18.90089276	0.00	184,969,870,318	0

FINAL—Whiskey Chitto Creek (Subsegment 030501) Fecal Coliform Bacteria TMDL  
 Origination Date: October 5, 2010

Date	Observed flow (cfs)	Percent exceedance for observed flow	Adjusted flow for entire basin (cfs)	Width for area under curves (%)	Allowable load to meet standard (MPN/day)	Area under TMDL curve (MPN/day)
7/31/91	350	28.100	18.90089276	0.00	184,969,870,318	0
8/3/91	350	28.100	18.90089276	0.00	184,969,870,318	0
9/23/91	350	28.100	18.90089276	0.00	184,969,870,318	0
9/30/91	350	28.100	18.90089276	0.00	184,969,870,318	0
5/7/92	350	28.100	18.90089276	0.00	184,969,870,318	0
5/8/92	350	28.100	18.90089276	0.00	184,969,870,318	0
5/11/92	350	28.100	18.90089276	0.00	184,969,870,318	0
7/27/97	350	28.100	18.90089276	0.00	184,969,870,318	0
7/5/00	350	28.100	18.90089276	0.30	184,969,870,318	554,909,611
7/20/95	351	27.800	18.95489531	0.00	185,498,355,661	0
7/13/97	351	27.800	18.95489531	0.00	185,498,355,661	0
7/25/97	351	27.800	18.95489531	0.00	185,498,355,661	0
7/11/03	351	27.800	18.95489531	0.00	185,498,355,661	0
5/9/07	351	27.800	18.95489531	0.10	185,498,355,661	185,498,356
10/26/97	352	27.700	19.00889786	0.00	186,026,841,005	0
9/9/08	352	27.700	19.00889786	0.10	186,026,841,005	186,026,841
7/5/83	353	27.600	19.06290041	0.00	186,555,326,349	0
6/6/03	353	27.600	19.06290041	0.00	186,555,326,349	0
5/17/09	353	27.600	19.06290041	0.00	186,555,326,349	0
5/19/09	353	27.600	19.06290041	0.00	186,555,326,349	0
5/15/85	354	27.600	19.11690296	0.00	187,083,811,693	0
6/28/94	354	27.600	19.11690296	0.00	187,083,811,693	0
5/12/99	354	27.600	19.11690296	0.00	187,083,811,693	0
7/24/99	354	27.600	19.11690296	0.10	187,083,811,693	187,083,812
6/29/84	355	27.500	19.17090551	0.00	187,612,297,036	0
7/14/94	355	27.500	19.17090551	0.00	187,612,297,036	0
5/13/97	355	27.500	19.17090551	0.00	187,612,297,036	0
5/21/97	355	27.500	19.17090551	0.00	187,612,297,036	0
5/3/07	355	27.500	19.17090551	0.10	187,612,297,036	187,612,297
5/11/87	356	27.400	19.22490806	0.00	188,140,782,380	0
9/20/88	356	27.400	19.22490806	0.00	188,140,782,380	0
5/26/94	356	27.400	19.22490806	0.00	188,140,782,380	0
7/10/03	356	27.400	19.22490806	0.10	188,140,782,380	188,140,782
8/5/95	357	27.300	19.27891061	0.00	188,669,267,724	0
9/28/01	357	27.300	19.27891061	0.00	188,669,267,724	0
9/5/81	358	27.300	19.33291317	0.00	189,197,753,068	0
7/23/87	359	27.300	19.38691572	0.00	189,726,238,411	0
5/2/88	359	27.300	19.38691572	0.00	189,726,238,411	0
6/8/94	359	27.300	19.38691572	0.10	189,726,238,411	189,726,238
6/9/80	360	27.200	19.44091827	0.00	190,254,723,755	0
5/11/81	360	27.200	19.44091827	0.00	190,254,723,755	0
7/1/81	360	27.200	19.44091827	0.00	190,254,723,755	0
6/23/84	360	27.200	19.44091827	0.00	190,254,723,755	0
5/1/85	360	27.200	19.44091827	0.00	190,254,723,755	0

FINAL—Whiskey Chitto Creek (Subsegment 030501) Fecal Coliform Bacteria TMDL  
 Origination Date: October 5, 2010

Date	Observed flow (cfs)	Percent exceedance for observed flow	Adjusted flow for entire basin (cfs)	Width for area under curves (%)	Allowable load to meet standard (MPN/day)	Area under TMDL curve (MPN/day)
10/19/85	360	27.200	19.44091827	0.00	190,254,723,755	0
10/16/86	360	27.200	19.44091827	0.00	190,254,723,755	0
5/10/87	360	27.200	19.44091827	0.00	190,254,723,755	0
8/18/88	360	27.200	19.44091827	0.00	190,254,723,755	0
5/4/89	360	27.200	19.44091827	0.00	190,254,723,755	0
5/13/89	360	27.200	19.44091827	0.00	190,254,723,755	0
7/22/91	360	27.200	19.44091827	0.00	190,254,723,755	0
7/30/91	360	27.200	19.44091827	0.00	190,254,723,755	0
5/6/92	360	27.200	19.44091827	0.00	190,254,723,755	0
5/12/92	360	27.200	19.44091827	0.00	190,254,723,755	0
6/4/93	360	27.200	19.44091827	0.00	190,254,723,755	0
5/17/97	360	27.200	19.44091827	0.00	190,254,723,755	0
7/15/04	360	27.200	19.44091827	0.00	190,254,723,755	0
8/8/04	360	27.200	19.44091827	0.00	190,254,723,755	0
9/29/04	360	27.200	19.44091827	0.30	190,254,723,755	570,764,171
5/18/85	361	26.900	19.49492082	0.00	190,783,209,099	0
5/20/87	361	26.900	19.49492082	0.00	190,783,209,099	0
10/23/90	361	26.900	19.49492082	0.00	190,783,209,099	0
7/4/92	361	26.900	19.49492082	0.00	190,783,209,099	0
6/25/96	361	26.900	19.49492082	0.10	190,783,209,099	190,783,209
9/24/82	362	26.800	19.54892337	0.00	191,311,694,443	0
5/16/92	362	26.800	19.54892337	0.00	191,311,694,443	0
5/9/94	362	26.800	19.54892337	0.00	191,311,694,443	0
5/12/97	362	26.800	19.54892337	0.00	191,311,694,443	0
9/14/01	362	26.800	19.54892337	0.10	191,311,694,443	191,311,694
6/22/94	363	26.700	19.60292592	0.00	191,840,179,787	0
9/26/02	363	26.700	19.60292592	0.00	191,840,179,787	0
9/13/03	363	26.700	19.60292592	0.10	191,840,179,787	191,840,180
7/19/85	364	26.600	19.65692847	0.00	192,368,665,130	0
6/24/86	364	26.600	19.65692847	0.00	192,368,665,130	0
5/27/87	364	26.600	19.65692847	0.00	192,368,665,130	0
7/2/95	364	26.600	19.65692847	0.00	192,368,665,130	0
6/15/99	364	26.600	19.65692847	0.00	192,368,665,130	0
5/21/00	364	26.600	19.65692847	0.10	192,368,665,130	192,368,665
7/4/83	365	26.500	19.71093102	0.00	192,897,150,474	0
9/10/85	365	26.500	19.71093102	0.00	192,897,150,474	0
7/5/93	365	26.500	19.71093102	0.00	192,897,150,474	0
7/20/93	365	26.500	19.71093102	0.00	192,897,150,474	0
9/23/04	365	26.500	19.71093102	0.00	192,897,150,474	0
6/7/07	365	26.500	19.71093102	0.10	192,897,150,474	192,897,150
7/28/86	366	26.400	19.76493357	0.00	193,425,635,818	0
7/26/87	366	26.400	19.76493357	0.00	193,425,635,818	0
8/11/89	366	26.400	19.76493357	0.00	193,425,635,818	0
6/30/92	366	26.400	19.76493357	0.00	193,425,635,818	0



FINAL—Whiskey Chitto Creek (Subsegment 030501) Fecal Coliform Bacteria TMDL  
 Origination Date: October 5, 2010

Date	Observed flow (cfs)	Percent exceedance for observed flow	Adjusted flow for entire basin (cfs)	Width for area under curves (%)	Allowable load to meet standard (MPN/day)	Area under TMDL curve (MPN/day)
7/11/01	366	26.400	19.76493357	0.10	193,425,635,818	193,425,636
9/5/88	367	26.300	19.81893612	0.00	193,954,121,162	0
8/3/96	367	26.300	19.81893612	0.00	193,954,121,162	0
6/27/02	367	26.300	19.81893612	0.00	193,954,121,162	0
10/17/02	367	26.300	19.81893612	0.10	193,954,121,162	193,954,121
5/3/88	368	26.200	19.87293867	0.00	194,482,606,505	0
6/14/95	368	26.200	19.87293867	0.00	194,482,606,505	0
8/24/95	368	26.200	19.87293867	0.00	194,482,606,505	0
10/8/98	368	26.200	19.87293867	0.00	194,482,606,505	0
5/6/82	369	26.200	19.92694122	0.00	195,011,091,849	0
7/11/88	369	26.200	19.92694122	0.00	195,011,091,849	0
7/26/97	369	26.200	19.92694122	0.10	195,011,091,849	195,011,092
6/8/80	370	26.100	19.98094377	0.00	195,539,577,193	0
5/30/86	370	26.100	19.98094377	0.00	195,539,577,193	0
5/8/87	370	26.100	19.98094377	0.00	195,539,577,193	0
6/13/90	370	26.100	19.98094377	0.00	195,539,577,193	0
7/29/91	370	26.100	19.98094377	0.00	195,539,577,193	0
8/10/91	370	26.100	19.98094377	0.00	195,539,577,193	0
5/5/92	370	26.100	19.98094377	0.00	195,539,577,193	0
5/13/92	370	26.100	19.98094377	0.00	195,539,577,193	0
6/9/03	370	26.100	19.98094377	0.20	195,539,577,193	391,079,154
6/22/82	371	25.900	20.03494632	0.00	196,068,062,537	0
7/3/85	372	25.900	20.08894888	0.00	196,596,547,880	0
6/26/87	372	25.900	20.08894888	0.00	196,596,547,880	0
9/28/93	372	25.900	20.08894888	0.00	196,596,547,880	0
8/23/95	372	25.900	20.08894888	0.00	196,596,547,880	0
5/11/97	372	25.900	20.08894888	0.00	196,596,547,880	0
6/18/99	372	25.900	20.08894888	0.00	196,596,547,880	0
7/16/99	372	25.900	20.08894888	0.00	196,596,547,880	0
8/15/02	372	25.900	20.08894888	0.00	196,596,547,880	0
8/20/02	372	25.900	20.08894888	0.10	196,596,547,880	196,596,548
7/27/86	373	25.800	20.14295143	0.00	197,125,033,224	0
9/7/88	373	25.800	20.14295143	0.00	197,125,033,224	0
5/12/89	373	25.800	20.14295143	0.10	197,125,033,224	197,125,033
5/16/85	374	25.700	20.19695398	0.00	197,653,518,568	0
5/14/92	374	25.700	20.19695398	0.00	197,653,518,568	0
6/14/92	374	25.700	20.19695398	0.00	197,653,518,568	0
10/31/01	374	25.700	20.19695398	0.00	197,653,518,568	0
8/5/04	374	25.700	20.19695398	0.10	197,653,518,568	197,653,519
9/28/83	375	25.600	20.25095653	0.00	198,182,003,912	0
5/12/84	375	25.600	20.25095653	0.00	198,182,003,912	0
5/6/87	375	25.600	20.25095653	0.00	198,182,003,912	0
5/7/87	375	25.600	20.25095653	0.00	198,182,003,912	0
5/26/87	375	25.600	20.25095653	0.00	198,182,003,912	0

FINAL—Whiskey Chitto Creek (Subsegment 030501) Fecal Coliform Bacteria TMDL  
 Origination Date: October 5, 2010

Date	Observed flow (cfs)	Percent exceedance for observed flow	Adjusted flow for entire basin (cfs)	Width for area under curves (%)	Allowable load to meet standard (MPN/day)	Area under TMDL curve (MPN/day)
6/15/96	375	25.600	20.25095653	0.00	198,182,003,912	0
9/27/98	375	25.600	20.25095653	0.00	198,182,003,912	0
5/22/00	375	25.600	20.25095653	0.10	198,182,003,912	198,182,004
10/7/81	376	25.500	20.30495908	0.00	198,710,489,255	0
6/28/84	376	25.500	20.30495908	0.00	198,710,489,255	0
5/25/94	376	25.500	20.30495908	0.00	198,710,489,255	0
7/19/94	376	25.500	20.30495908	0.00	198,710,489,255	0
10/7/98	376	25.500	20.30495908	0.00	198,710,489,255	0
9/21/08	376	25.500	20.30495908	0.10	198,710,489,255	198,710,489
6/23/82	377	25.400	20.35896163	0.00	199,238,974,599	0
8/7/82	377	25.400	20.35896163	0.10	199,238,974,599	199,238,975
7/16/87	378	25.300	20.41296418	0.00	199,767,459,943	0
6/5/97	378	25.300	20.41296418	0.00	199,767,459,943	0
8/1/97	378	25.300	20.41296418	0.00	199,767,459,943	0
7/1/99	378	25.300	20.41296418	0.00	199,767,459,943	0
5/12/00	378	25.300	20.41296418	0.10	199,767,459,943	199,767,460
5/15/92	379	25.200	20.46696673	0.00	200,295,945,287	0
10/22/02	379	25.200	20.46696673	0.00	200,295,945,287	0
7/1/03	379	25.200	20.46696673	0.00	200,295,945,287	0
8/1/07	379	25.200	20.46696673	0.00	200,295,945,287	0
6/7/80	380	25.200	20.52096928	0.00	200,824,430,631	0
5/12/81	380	25.200	20.52096928	0.00	200,824,430,631	0
6/22/81	380	25.200	20.52096928	0.00	200,824,430,631	0
7/13/81	380	25.200	20.52096928	0.00	200,824,430,631	0
8/11/82	380	25.200	20.52096928	0.00	200,824,430,631	0
8/16/83	380	25.200	20.52096928	0.00	200,824,430,631	0
10/21/85	380	25.200	20.52096928	0.00	200,824,430,631	0
7/29/87	380	25.200	20.52096928	0.00	200,824,430,631	0
5/14/89	380	25.200	20.52096928	0.00	200,824,430,631	0
9/22/91	380	25.200	20.52096928	0.00	200,824,430,631	0
5/4/92	380	25.200	20.52096928	0.00	200,824,430,631	0
5/18/93	380	25.200	20.52096928	0.00	200,824,430,631	0
6/13/94	380	25.200	20.52096928	0.00	200,824,430,631	0
9/3/94	380	25.200	20.52096928	0.00	200,824,430,631	0
8/7/04	380	25.200	20.52096928	0.00	200,824,430,631	0
9/22/04	380	25.200	20.52096928	0.00	200,824,430,631	0
5/2/07	380	25.200	20.52096928	0.40	200,824,430,631	803,297,723
6/7/94	381	24.800	20.57497183	0.00	201,352,915,974	0
5/15/99	381	24.800	20.57497183	0.00	201,352,915,974	0
7/3/83	382	24.800	20.62897438	0.00	201,881,401,318	0
8/22/89	382	24.800	20.62897438	0.00	201,881,401,318	0
5/27/09	382	24.800	20.62897438	0.00	201,881,401,318	0
7/27/84	383	24.800	20.68297693	0.00	202,409,886,662	0
5/3/89	383	24.800	20.68297693	0.10	202,409,886,662	202,409,887

FINAL—Whiskey Chitto Creek (Subsegment 030501) Fecal Coliform Bacteria TMDL  
 Origination Date: October 5, 2010

Date	Observed flow (cfs)	Percent exceedance for observed flow	Adjusted flow for entire basin (cfs)	Width for area under curves (%)	Allowable load to meet standard (MPN/day)	Area under TMDL curve (MPN/day)
8/16/84	384	24.700	20.73697948	0.00	202,938,372,006	0
9/28/84	384	24.700	20.73697948	0.00	202,938,372,006	0
7/6/07	384	24.700	20.73697948	0.00	202,938,372,006	0
5/22/85	385	24.700	20.79098204	0.00	203,466,857,349	0
6/13/97	385	24.700	20.79098204	0.00	203,466,857,349	0
7/17/03	385	24.700	20.79098204	0.00	203,466,857,349	0
9/21/04	385	24.700	20.79098204	0.00	203,466,857,349	0
7/31/07	385	24.700	20.79098204	0.10	203,466,857,349	203,466,857
7/5/85	386	24.600	20.84498459	0.00	203,995,342,693	0
10/29/88	386	24.600	20.84498459	0.00	203,995,342,693	0
7/3/92	386	24.600	20.84498459	0.00	203,995,342,693	0
10/11/95	386	24.600	20.84498459	0.00	203,995,342,693	0
5/10/97	386	24.600	20.84498459	0.10	203,995,342,693	203,995,343
5/26/85	387	24.500	20.89898714	0.00	204,523,828,037	0
10/31/88	387	24.500	20.89898714	0.10	204,523,828,037	204,523,828
10/3/85	388	24.400	20.95298969	0.00	205,052,313,381	0
6/2/89	388	24.400	20.95298969	0.00	205,052,313,381	0
7/9/97	388	24.400	20.95298969	0.00	205,052,313,381	0
10/13/04	388	24.400	20.95298969	0.00	205,052,313,381	0
7/28/87	389	24.400	21.00699224	0.00	205,580,798,724	0
10/30/01	389	24.400	21.00699224	0.10	205,580,798,724	205,580,799
6/24/80	390	24.300	21.06099479	0.00	206,109,284,068	0
6/19/85	390	24.300	21.06099479	0.00	206,109,284,068	0
5/19/90	390	24.300	21.06099479	0.00	206,109,284,068	0
8/1/91	390	24.300	21.06099479	0.00	206,109,284,068	0
8/6/91	390	24.300	21.06099479	0.00	206,109,284,068	0
9/21/91	390	24.300	21.06099479	0.00	206,109,284,068	0
5/3/92	390	24.300	21.06099479	0.00	206,109,284,068	0
6/3/93	390	24.300	21.06099479	0.00	206,109,284,068	0
9/25/95	390	24.300	21.06099479	0.00	206,109,284,068	0
7/11/99	390	24.300	21.06099479	0.00	206,109,284,068	0
7/27/99	390	24.300	21.06099479	0.00	206,109,284,068	0
6/20/01	390	24.300	21.06099479	0.00	206,109,284,068	0
5/11/04	390	24.300	21.06099479	0.00	206,109,284,068	0
7/14/04	390	24.300	21.06099479	0.20	206,109,284,068	412,218,568
5/9/83	391	24.100	21.11499734	0.00	206,637,769,412	0
6/5/84	391	24.100	21.11499734	0.00	206,637,769,412	0
7/29/84	391	24.100	21.11499734	0.00	206,637,769,412	0
7/3/86	391	24.100	21.11499734	0.00	206,637,769,412	0
10/10/98	391	24.100	21.11499734	0.10	206,637,769,412	206,637,769
6/1/89	392	24.000	21.16899989	0.00	207,166,254,756	0
6/9/89	392	24.000	21.16899989	0.00	207,166,254,756	0
8/21/89	392	24.000	21.16899989	0.00	207,166,254,756	0
5/29/94	392	24.000	21.16899989	0.00	207,166,254,756	0

FINAL—Whiskey Chitto Creek (Subsegment 030501) Fecal Coliform Bacteria TMDL  
 Origination Date: October 5, 2010

Date	Observed flow (cfs)	Percent exceedance for observed flow	Adjusted flow for entire basin (cfs)	Width for area under curves (%)	Allowable load to meet standard (MPN/day)	Area under TMDL curve (MPN/day)
5/2/98	392	24.000	21.16899989	0.00	207,166,254,756	0
7/11/07	392	24.000	21.16899989	0.10	207,166,254,756	207,166,255
5/8/84	393	23.900	21.22300244	0.00	207,694,740,099	0
6/21/89	393	23.900	21.22300244	0.00	207,694,740,099	0
7/9/90	393	23.900	21.22300244	0.00	207,694,740,099	0
6/13/95	393	23.900	21.22300244	0.00	207,694,740,099	0
6/20/00	393	23.900	21.22300244	0.00	207,694,740,099	0
5/1/04	393	23.900	21.22300244	0.10	207,694,740,099	207,694,740
6/6/80	394	23.800	21.27700499	0.00	208,223,225,443	0
6/19/96	394	23.800	21.27700499	0.00	208,223,225,443	0
10/27/97	394	23.800	21.27700499	0.00	208,223,225,443	0
9/5/03	394	23.800	21.27700499	0.10	208,223,225,443	208,223,225
7/4/93	395	23.700	21.33100754	0.00	208,751,710,787	0
6/19/99	395	23.700	21.33100754	0.00	208,751,710,787	0
8/6/04	395	23.700	21.33100754	0.00	208,751,710,787	0
9/20/04	395	23.700	21.33100754	0.00	208,751,710,787	0
9/30/05	395	23.700	21.33100754	0.10	208,751,710,787	208,751,711
5/23/00	396	23.600	21.38501009	0.00	209,280,196,131	0
6/13/89	398	23.600	21.49301519	0.00	210,337,166,818	0
6/14/89	398	23.600	21.49301519	0.00	210,337,166,818	0
5/14/99	398	23.600	21.49301519	0.10	210,337,166,818	210,337,167
8/15/82	399	23.500	21.54701775	0.00	210,865,652,162	0
10/30/88	399	23.500	21.54701775	0.00	210,865,652,162	0
8/10/89	399	23.500	21.54701775	0.00	210,865,652,162	0
7/22/99	399	23.500	21.54701775	0.00	210,865,652,162	0
10/22/80	400	23.500	21.6010203	0.00	211,394,137,506	0
5/13/81	400	23.500	21.6010203	0.00	211,394,137,506	0
5/14/81	400	23.500	21.6010203	0.00	211,394,137,506	0
6/28/81	400	23.500	21.6010203	0.00	211,394,137,506	0
7/2/83	400	23.500	21.6010203	0.00	211,394,137,506	0
7/21/91	400	23.500	21.6010203	0.00	211,394,137,506	0
8/2/91	400	23.500	21.6010203	0.00	211,394,137,506	0
8/8/91	400	23.500	21.6010203	0.00	211,394,137,506	0
8/31/91	400	23.500	21.6010203	0.00	211,394,137,506	0
9/20/91	400	23.500	21.6010203	0.00	211,394,137,506	0
9/25/91	400	23.500	21.6010203	0.00	211,394,137,506	0
9/29/91	400	23.500	21.6010203	0.00	211,394,137,506	0
5/22/97	400	23.500	21.6010203	0.30	211,394,137,506	634,182,413
6/3/89	401	23.200	21.65502285	0.00	211,922,622,850	0
6/30/02	401	23.200	21.65502285	0.00	211,922,622,850	0
5/8/83	402	23.200	21.7090254	0.00	212,451,108,193	0
8/25/88	403	23.200	21.76302795	0.00	212,979,593,537	0
5/8/94	403	23.200	21.76302795	0.00	212,979,593,537	0
5/9/97	403	23.200	21.76302795	0.10	212,979,593,537	212,979,594

FINAL—Whiskey Chitto Creek (Subsegment 030501) Fecal Coliform Bacteria TMDL  
 Origination Date: October 5, 2010

Date	Observed flow (cfs)	Percent exceedance for observed flow	Adjusted flow for entire basin (cfs)	Width for area under curves (%)	Allowable load to meet standard (MPN/day)	Area under TMDL curve (MPN/day)
7/1/84	405	23.100	21.87103305	0.00	214,036,564,225	0
6/6/86	405	23.100	21.87103305	0.00	214,036,564,225	0
7/25/02	405	23.100	21.87103305	0.00	214,036,564,225	0
6/30/03	405	23.100	21.87103305	0.00	214,036,564,225	0
9/19/04	405	23.100	21.87103305	0.00	214,036,564,225	0
5/8/07	405	23.100	21.87103305	0.10	214,036,564,225	214,036,564
5/25/85	406	23.000	21.9250356	0.00	214,565,049,568	0
6/21/86	406	23.000	21.9250356	0.00	214,565,049,568	0
7/6/87	406	23.000	21.9250356	0.00	214,565,049,568	0
5/31/89	406	23.000	21.9250356	0.00	214,565,049,568	0
6/8/89	406	23.000	21.9250356	0.00	214,565,049,568	0
5/13/99	406	23.000	21.9250356	0.10	214,565,049,568	214,565,050
5/7/83	407	22.900	21.97903815	0.00	215,093,534,912	0
6/30/84	407	22.900	21.97903815	0.00	215,093,534,912	0
5/24/94	407	22.900	21.97903815	0.00	215,093,534,912	0
6/20/96	407	22.900	21.97903815	0.00	215,093,534,912	0
5/30/99	407	22.900	21.97903815	0.10	215,093,534,912	215,093,535
6/5/80	408	22.800	22.0330407	0.00	215,622,020,256	0
6/28/82	408	22.800	22.0330407	0.00	215,622,020,256	0
7/23/99	408	22.800	22.0330407	0.00	215,622,020,256	0
9/26/98	409	22.800	22.08704325	0.00	216,150,505,600	0
5/16/09	409	22.800	22.08704325	0.10	216,150,505,600	216,150,506
5/13/87	410	22.700	22.1410458	0.00	216,678,990,943	0
5/11/89	410	22.700	22.1410458	0.00	216,678,990,943	0
5/2/92	410	22.700	22.1410458	0.00	216,678,990,943	0
10/29/01	410	22.700	22.1410458	0.00	216,678,990,943	0
7/12/03	410	22.700	22.1410458	0.00	216,678,990,943	0
5/10/04	410	22.700	22.1410458	0.10	216,678,990,943	216,678,991
7/30/82	411	22.600	22.19504835	0.00	217,207,476,287	0
5/28/86	411	22.600	22.19504835	0.00	217,207,476,287	0
7/15/87	411	22.600	22.19504835	0.00	217,207,476,287	0
8/1/95	411	22.600	22.19504835	0.00	217,207,476,287	0
7/9/03	411	22.600	22.19504835	0.00	217,207,476,287	0
10/11/04	411	22.600	22.19504835	0.10	217,207,476,287	217,207,476
6/4/84	412	22.500	22.24905091	0.00	217,735,961,631	0
5/17/85	412	22.500	22.24905091	0.00	217,735,961,631	0
7/23/92	412	22.500	22.24905091	0.10	217,735,961,631	217,735,962
6/4/99	413	22.400	22.30305346	0.00	218,264,446,975	0
6/14/99	413	22.400	22.30305346	0.00	218,264,446,975	0
6/20/07	413	22.400	22.30305346	0.00	218,264,446,975	0
6/22/84	415	22.400	22.41105856	0.00	219,321,417,662	0
7/17/99	415	22.400	22.41105856	0.00	219,321,417,662	0
7/3/03	415	22.400	22.41105856	0.00	219,321,417,662	0
6/6/07	415	22.400	22.41105856	0.10	219,321,417,662	219,321,418

FINAL—Whiskey Chitto Creek (Subsegment 030501) Fecal Coliform Bacteria TMDL  
 Origination Date: October 5, 2010

Date	Observed flow (cfs)	Percent exceedance for observed flow	Adjusted flow for entire basin (cfs)	Width for area under curves (%)	Allowable load to meet standard (MPN/day)	Area under TMDL curve (MPN/day)
6/20/89	416	22.300	22.46506111	0.00	219,849,903,006	0
5/28/92	416	22.300	22.46506111	0.00	219,849,903,006	0
7/11/95	416	22.300	22.46506111	0.00	219,849,903,006	0
6/29/02	416	22.300	22.46506111	0.00	219,849,903,006	0
5/29/09	416	22.300	22.46506111	0.10	219,849,903,006	219,849,903
8/15/83	417	22.200	22.51906366	0.00	220,378,388,350	0
6/2/94	417	22.200	22.51906366	0.00	220,378,388,350	0
10/10/99	417	22.200	22.51906366	0.00	220,378,388,350	0
5/10/06	417	22.200	22.51906366	0.00	220,378,388,350	0
10/2/85	418	22.200	22.57306621	0.00	220,906,873,694	0
8/17/88	418	22.200	22.57306621	0.00	220,906,873,694	0
8/22/88	418	22.200	22.57306621	0.00	220,906,873,694	0
7/14/93	418	22.200	22.57306621	0.00	220,906,873,694	0
6/1/94	418	22.200	22.57306621	0.00	220,906,873,694	0
7/3/95	418	22.200	22.57306621	0.00	220,906,873,694	0
8/13/97	418	22.200	22.57306621	0.20	220,906,873,694	441,813,747
7/1/83	419	22.000	22.62706876	0.00	221,435,359,037	0
6/10/92	419	22.000	22.62706876	0.00	221,435,359,037	0
7/23/97	419	22.000	22.62706876	0.00	221,435,359,037	0
5/21/81	420	22.000	22.68107131	0.00	221,963,844,381	0
9/19/87	420	22.000	22.68107131	0.00	221,963,844,381	0
5/7/90	420	22.000	22.68107131	0.00	221,963,844,381	0
7/5/90	420	22.000	22.68107131	0.00	221,963,844,381	0
9/19/91	420	22.000	22.68107131	0.00	221,963,844,381	0
5/17/93	420	22.000	22.68107131	0.00	221,963,844,381	0
6/2/93	420	22.000	22.68107131	0.00	221,963,844,381	0
5/28/95	420	22.000	22.68107131	0.00	221,963,844,381	0
6/12/95	420	22.000	22.68107131	0.00	221,963,844,381	0
8/3/04	420	22.000	22.68107131	0.00	221,963,844,381	0
9/18/04	420	22.000	22.68107131	0.20	221,963,844,381	443,927,689
7/16/90	421	21.800	22.73507386	0.00	222,492,329,725	0
7/22/92	421	21.800	22.73507386	0.00	222,492,329,725	0
5/8/97	421	21.800	22.73507386	0.10	222,492,329,725	222,492,330
6/21/82	422	21.700	22.78907641	0.00	223,020,815,069	0
6/21/00	422	21.700	22.78907641	0.00	223,020,815,069	0
9/27/96	423	21.700	22.84307896	0.00	223,549,300,412	0
5/6/83	424	21.700	22.89708151	0.00	224,077,785,756	0
10/27/86	424	21.700	22.89708151	0.00	224,077,785,756	0
5/19/87	424	21.700	22.89708151	0.00	224,077,785,756	0
7/13/94	424	21.700	22.89708151	0.10	224,077,785,756	224,077,786
6/4/80	425	21.600	22.95108406	0.00	224,606,271,100	0
5/12/83	425	21.600	22.95108406	0.00	224,606,271,100	0
6/24/87	425	21.600	22.95108406	0.00	224,606,271,100	0
6/12/90	425	21.600	22.95108406	0.00	224,606,271,100	0

FINAL—Whiskey Chitto Creek (Subsegment 030501) Fecal Coliform Bacteria TMDL  
 Origination Date: October 5, 2010

Date	Observed flow (cfs)	Percent exceedance for observed flow	Adjusted flow for entire basin (cfs)	Width for area under curves (%)	Allowable load to meet standard (MPN/day)	Area under TMDL curve (MPN/day)
7/21/95	425	21.600	22.95108406	0.00	224,606,271,100	0
7/22/95	425	21.600	22.95108406	0.10	224,606,271,100	224,606,271
5/5/83	426	21.500	23.00508662	0.00	225,134,756,444	0
5/10/83	427	21.500	23.05908917	0.00	225,663,241,787	0
6/7/86	427	21.500	23.05908917	0.00	225,663,241,787	0
8/13/87	427	21.500	23.05908917	0.00	225,663,241,787	0
5/1/07	427	21.500	23.05908917	0.10	225,663,241,787	225,663,242
6/12/87	428	21.400	23.11309172	0.00	226,191,727,131	0
7/23/88	428	21.400	23.11309172	0.00	226,191,727,131	0
7/10/88	429	21.400	23.16709427	0.10	226,720,212,475	226,720,212
8/9/89	430	21.300	23.22109682	0.00	227,248,697,819	0
5/18/90	430	21.300	23.22109682	0.00	227,248,697,819	0
5/1/92	430	21.300	23.22109682	0.00	227,248,697,819	0
7/6/05	430	21.300	23.22109682	0.00	227,248,697,819	0
7/21/07	430	21.300	23.22109682	0.10	227,248,697,819	227,248,698
6/6/94	431	21.200	23.27509937	0.00	227,777,183,163	0
8/11/97	431	21.200	23.27509937	0.00	227,777,183,163	0
5/5/82	432	21.200	23.32910192	0.00	228,305,668,506	0
7/16/93	432	21.200	23.32910192	0.00	228,305,668,506	0
10/2/95	432	21.200	23.32910192	0.00	228,305,668,506	0
9/15/03	432	21.200	23.32910192	0.10	228,305,668,506	228,305,669
9/27/83	433	21.100	23.38310447	0.00	228,834,153,850	0
10/16/02	433	21.100	23.38310447	0.00	228,834,153,850	0
5/11/83	435	21.100	23.49110957	0.00	229,891,124,538	0
5/4/83	436	21.100	23.54511212	0.00	230,419,609,881	0
10/24/90	436	21.100	23.54511212	0.00	230,419,609,881	0
6/8/92	436	21.100	23.54511212	0.00	230,419,609,881	0
7/10/01	436	21.100	23.54511212	0.10	230,419,609,881	230,419,610
6/11/94	437	21.000	23.59911467	0.00	230,948,095,225	0
7/31/02	437	21.000	23.59911467	0.00	230,948,095,225	0
6/3/84	438	21.000	23.65311722	0.00	231,476,580,569	0
7/7/86	438	21.000	23.65311722	0.00	231,476,580,569	0
7/3/93	438	21.000	23.65311722	0.00	231,476,580,569	0
7/12/97	438	21.000	23.65311722	0.00	231,476,580,569	0
6/27/01	438	21.000	23.65311722	0.10	231,476,580,569	231,476,581
6/16/86	439	20.900	23.70711978	0.00	232,005,065,913	0
6/21/94	439	20.900	23.70711978	0.10	232,005,065,913	232,005,066
10/9/84	440	20.800	23.76112233	0.00	232,533,551,256	0
7/2/86	440	20.800	23.76112233	0.00	232,533,551,256	0
5/9/87	440	20.800	23.76112233	0.00	232,533,551,256	0
5/31/87	440	20.800	23.76112233	0.00	232,533,551,256	0
5/6/90	440	20.800	23.76112233	0.00	232,533,551,256	0
6/27/94	440	20.800	23.76112233	0.00	232,533,551,256	0
10/31/94	440	20.800	23.76112233	0.00	232,533,551,256	0

FINAL—Whiskey Chitto Creek (Subsegment 030501) Fecal Coliform Bacteria TMDL  
 Origination Date: October 5, 2010

Date	Observed flow (cfs)	Percent exceedance for observed flow	Adjusted flow for entire basin (cfs)	Width for area under curves (%)	Allowable load to meet standard (MPN/day)	Area under TMDL curve (MPN/day)
5/27/95	440	20.800	23.76112233	0.00	232,533,551,256	0
5/9/04	440	20.800	23.76112233	0.00	232,533,551,256	0
7/13/04	440	20.800	23.76112233	0.10	232,533,551,256	232,533,551
7/13/93	441	20.700	23.81512488	0.10	233,062,036,600	233,062,037
8/3/82	442	20.600	23.86912743	0.00	233,590,521,944	0
7/28/84	442	20.600	23.86912743	0.00	233,590,521,944	0
6/23/87	442	20.600	23.86912743	0.00	233,590,521,944	0
5/7/97	442	20.600	23.86912743	0.00	233,590,521,944	0
5/17/82	443	20.600	23.92312998	0.00	234,119,007,288	0
5/31/99	443	20.600	23.92312998	0.00	234,119,007,288	0
10/28/01	443	20.600	23.92312998	0.10	234,119,007,288	234,119,007
7/10/99	444	20.500	23.97713253	0.00	234,647,492,631	0
5/5/86	445	20.500	24.03113508	0.00	235,175,977,975	0
5/11/00	445	20.500	24.03113508	0.00	235,175,977,975	0
6/3/80	446	20.500	24.08513763	0.00	235,704,463,319	0
5/3/83	446	20.500	24.08513763	0.00	235,704,463,319	0
5/30/89	446	20.500	24.08513763	0.00	235,704,463,319	0
6/26/99	446	20.500	24.08513763	0.10	235,704,463,319	235,704,463
8/19/85	448	20.400	24.19314273	0.00	236,761,434,007	0
7/21/92	449	20.400	24.24714528	0.00	237,289,919,350	0
10/30/94	449	20.400	24.24714528	0.00	237,289,919,350	0
9/25/98	449	20.400	24.24714528	0.10	237,289,919,350	237,289,919
6/23/80	450	20.300	24.30114783	0.00	237,818,404,694	0
6/21/81	450	20.300	24.30114783	0.00	237,818,404,694	0
9/1/91	450	20.300	24.30114783	0.00	237,818,404,694	0
9/18/91	450	20.300	24.30114783	0.00	237,818,404,694	0
6/9/92	450	20.300	24.30114783	0.00	237,818,404,694	0
6/27/92	450	20.300	24.30114783	0.00	237,818,404,694	0
7/26/94	450	20.300	24.30114783	0.00	237,818,404,694	0
5/1/98	450	20.300	24.30114783	0.00	237,818,404,694	0
10/27/01	450	20.300	24.30114783	0.20	237,818,404,694	475,636,809
7/4/95	451	20.100	24.35515038	0.00	238,346,890,038	0
10/24/02	451	20.100	24.35515038	0.00	238,346,890,038	0
5/2/83	452	20.100	24.40915293	0.00	238,875,375,382	0
6/17/84	453	20.100	24.46315549	0.00	239,403,860,725	0
6/5/86	453	20.100	24.46315549	0.00	239,403,860,725	0
6/11/92	453	20.100	24.46315549	0.00	239,403,860,725	0
6/15/01	453	20.100	24.46315549	0.10	239,403,860,725	239,403,861
6/16/83	454	20.000	24.51715804	0.00	239,932,346,069	0
6/10/94	454	20.000	24.51715804	0.00	239,932,346,069	0
7/21/99	454	20.000	24.51715804	0.00	239,932,346,069	0
5/11/09	454	20.000	24.51715804	0.10	239,932,346,069	239,932,346
6/30/83	455	19.900	24.57116059	0.00	240,460,831,413	0
5/23/94	455	19.900	24.57116059	0.00	240,460,831,413	0



FINAL—Whiskey Chitto Creek (Subsegment 030501) Fecal Coliform Bacteria TMDL  
 Origination Date: October 5, 2010

Date	Observed flow (cfs)	Percent exceedance for observed flow	Adjusted flow for entire basin (cfs)	Width for area under curves (%)	Allowable load to meet standard (MPN/day)	Area under TMDL curve (MPN/day)
6/3/94	455	19.900	24.57116059	0.00	240,460,831,413	0
8/3/83	456	19.900	24.62516314	0.00	240,989,316,757	0
5/3/00	456	19.900	24.62516314	0.00	240,989,316,757	0
6/29/03	457	19.900	24.67916569	0.00	241,517,802,100	0
7/5/05	457	19.900	24.67916569	0.10	241,517,802,100	241,517,802
5/23/85	458	19.800	24.73316824	0.00	242,046,287,444	0
8/16/85	458	19.800	24.73316824	0.00	242,046,287,444	0
6/11/95	458	19.800	24.73316824	0.00	242,046,287,444	0
7/24/97	458	19.800	24.73316824	0.10	242,046,287,444	242,046,287
5/12/87	459	19.700	24.78717079	0.00	242,574,772,788	0
8/9/83	460	19.700	24.84117334	0.00	243,103,258,132	0
6/21/85	460	19.700	24.84117334	0.00	243,103,258,132	0
6/23/86	460	19.700	24.84117334	0.00	243,103,258,132	0
6/11/90	460	19.700	24.84117334	0.00	243,103,258,132	0
8/9/91	460	19.700	24.84117334	0.00	243,103,258,132	0
6/1/93	460	19.700	24.84117334	0.00	243,103,258,132	0
5/26/95	460	19.700	24.84117334	0.00	243,103,258,132	0
9/13/01	460	19.700	24.84117334	0.00	243,103,258,132	0
7/27/04	460	19.700	24.84117334	0.10	243,103,258,132	243,103,258
6/15/83	461	19.600	24.89517589	0.10	243,631,743,475	243,631,743
5/1/83	463	19.500	25.00318099	0.00	244,688,714,163	0
6/4/89	463	19.500	25.00318099	0.00	244,688,714,163	0
8/8/89	463	19.500	25.00318099	0.00	244,688,714,163	0
8/13/84	465	19.500	25.11118609	0.00	245,745,684,851	0
8/4/95	465	19.500	25.11118609	0.00	245,745,684,851	0
7/1/86	466	19.500	25.16518865	0.10	246,274,170,194	246,274,170
10/17/85	467	19.400	25.2191912	0.00	246,802,655,538	0
6/7/89	467	19.400	25.2191912	0.00	246,802,655,538	0
7/12/93	467	19.400	25.2191912	0.00	246,802,655,538	0
10/11/99	467	19.400	25.2191912	0.00	246,802,655,538	0
8/18/82	468	19.400	25.27319375	0.00	247,331,140,882	0
9/14/82	468	19.400	25.27319375	0.00	247,331,140,882	0
6/13/92	468	19.400	25.27319375	0.00	247,331,140,882	0
7/26/99	468	19.400	25.27319375	0.10	247,331,140,882	247,331,141
6/2/92	469	19.300	25.3271963	0.00	247,859,626,226	0
10/26/01	469	19.300	25.3271963	0.00	247,859,626,226	0
10/25/02	469	19.300	25.3271963	0.00	247,859,626,226	0
7/12/04	469	19.300	25.3271963	0.00	247,859,626,226	0
6/22/07	469	19.300	25.3271963	0.10	247,859,626,226	247,859,626
5/20/81	470	19.200	25.38119885	0.00	248,388,111,569	0
5/5/90	470	19.200	25.38119885	0.00	248,388,111,569	0
8/15/92	470	19.200	25.38119885	0.00	248,388,111,569	0
5/16/93	470	19.200	25.38119885	0.00	248,388,111,569	0
7/4/00	470	19.200	25.38119885	0.00	248,388,111,569	0

FINAL—Whiskey Chitto Creek (Subsegment 030501) Fecal Coliform Bacteria TMDL  
 Origination Date: October 5, 2010

Date	Observed flow (cfs)	Percent exceedance for observed flow	Adjusted flow for entire basin (cfs)	Width for area under curves (%)	Allowable load to meet standard (MPN/day)	Area under TMDL curve (MPN/day)
7/2/03	470	19.200	25.38119885	0.00	248,388,111,569	0
7/13/03	470	19.200	25.38119885	0.00	248,388,111,569	0
5/28/09	470	19.200	25.38119885	0.10	248,388,111,569	248,388,112
8/4/82	471	19.100	25.4352014	0.10	248,916,596,913	248,916,597
6/2/80	472	19.000	25.48920395	0.00	249,445,082,257	0
6/2/84	472	19.000	25.48920395	0.00	249,445,082,257	0
7/26/96	472	19.000	25.48920395	0.00	249,445,082,257	0
5/6/97	472	19.000	25.48920395	0.00	249,445,082,257	0
10/29/94	473	19.000	25.5432065	0.10	249,973,567,601	249,973,568
6/1/96	474	18.900	25.59720905	0.00	250,502,052,944	0
5/4/90	475	18.900	25.6512116	0.00	251,030,538,288	0
5/17/90	475	18.900	25.6512116	0.00	251,030,538,288	0
6/14/83	477	18.900	25.7592167	0.00	252,087,508,976	0
6/24/96	477	18.900	25.7592167	0.00	252,087,508,976	0
6/28/03	477	18.900	25.7592167	0.10	252,087,508,976	252,087,509
9/6/88	479	18.800	25.8672218	0.00	253,144,479,663	0
7/18/94	479	18.800	25.8672218	0.00	253,144,479,663	0
6/21/84	480	18.800	25.92122436	0.00	253,672,965,007	0
5/3/90	480	18.800	25.92122436	0.00	253,672,965,007	0
7/20/91	480	18.800	25.92122436	0.00	253,672,965,007	0
5/25/93	480	18.800	25.92122436	0.00	253,672,965,007	0
7/16/94	480	18.800	25.92122436	0.10	253,672,965,007	253,672,965
6/20/84	481	18.700	25.97522691	0.00	254,201,450,351	0
9/25/02	481	18.700	25.97522691	0.00	254,201,450,351	0
6/11/89	482	18.700	26.02922946	0.00	254,729,935,695	0
5/25/95	482	18.700	26.02922946	0.10	254,729,935,695	254,729,936
9/20/83	483	18.600	26.08323201	0.00	255,258,421,038	0
10/31/96	483	18.600	26.08323201	0.00	255,258,421,038	0
8/14/92	484	18.600	26.13723456	0.00	255,786,906,382	0
6/30/86	485	18.600	26.19123711	0.00	256,315,391,726	0
9/27/01	485	18.600	26.19123711	0.10	256,315,391,726	256,315,392
7/14/87	486	18.500	26.24523966	0.00	256,843,877,070	0
5/2/09	486	18.500	26.24523966	0.00	256,843,877,070	0
6/4/97	487	18.500	26.29924221	0.00	257,372,362,413	0
6/4/94	488	18.500	26.35324476	0.00	257,900,847,757	0
6/25/87	489	18.500	26.40724731	0.00	258,429,333,101	0
6/28/01	489	18.500	26.40724731	0.10	258,429,333,101	258,429,333
5/18/81	490	18.400	26.46124986	0.00	258,957,818,445	0
5/10/89	490	18.400	26.46124986	0.00	258,957,818,445	0
6/10/90	490	18.400	26.46124986	0.00	258,957,818,445	0
5/7/06	490	18.400	26.46124986	0.00	258,957,818,445	0
8/14/83	491	18.400	26.51525241	0.00	259,486,303,788	0
9/14/85	491	18.400	26.51525241	0.00	259,486,303,788	0
6/19/01	491	18.400	26.51525241	0.10	259,486,303,788	259,486,304

FINAL—Whiskey Chitto Creek (Subsegment 030501) Fecal Coliform Bacteria TMDL  
 Origination Date: October 5, 2010

Date	Observed flow (cfs)	Percent exceedance for observed flow	Adjusted flow for entire basin (cfs)	Width for area under curves (%)	Allowable load to meet standard (MPN/day)	Area under TMDL curve (MPN/day)
7/4/03	492	18.300	26.56925496	0.00	260,014,789,132	0
6/29/83	493	18.300	26.62325752	0.00	260,543,274,476	0
6/16/84	493	18.300	26.62325752	0.00	260,543,274,476	0
7/19/93	493	18.300	26.62325752	0.00	260,543,274,476	0
7/22/94	493	18.300	26.62325752	0.00	260,543,274,476	0
9/24/98	493	18.300	26.62325752	0.10	260,543,274,476	260,543,274
5/29/89	494	18.200	26.67726007	0.00	261,071,759,820	0
7/17/93	494	18.200	26.67726007	0.00	261,071,759,820	0
9/20/08	494	18.200	26.67726007	0.10	261,071,759,820	261,071,760
6/9/90	495	18.100	26.73126262	0.00	261,600,245,163	0
7/29/96	495	18.100	26.73126262	0.00	261,600,245,163	0
7/6/90	496	18.100	26.78526517	0.00	262,128,730,507	0
9/7/85	497	18.100	26.83926772	0.00	262,657,215,851	0
6/30/99	497	18.100	26.83926772	0.00	262,657,215,851	0
8/10/83	498	18.100	26.89327027	0.10	263,185,701,195	263,185,701
5/15/83	499	18.000	26.94727282	0.00	263,714,186,539	0
10/25/01	499	18.000	26.94727282	0.00	263,714,186,539	0
9/14/03	499	18.000	26.94727282	0.00	263,714,186,539	0
5/14/80	500	18.000	27.00127537	0.00	264,242,671,882	0
5/10/81	500	18.000	27.00127537	0.00	264,242,671,882	0
6/20/81	500	18.000	27.00127537	0.00	264,242,671,882	0
5/17/89	500	18.000	27.00127537	0.00	264,242,671,882	0
5/8/90	500	18.000	27.00127537	0.00	264,242,671,882	0
9/17/91	500	18.000	27.00127537	0.00	264,242,671,882	0
9/28/91	500	18.000	27.00127537	0.00	264,242,671,882	0
5/24/93	500	18.000	27.00127537	0.00	264,242,671,882	0
5/31/93	500	18.000	27.00127537	0.20	264,242,671,882	528,485,344
6/20/86	501	17.800	27.05527792	0.00	264,771,157,226	0
10/12/04	501	17.800	27.05527792	0.00	264,771,157,226	0
8/7/89	502	17.800	27.10928047	0.00	265,299,642,570	0
10/9/98	503	17.800	27.16328302	0.00	265,828,127,914	0
7/18/07	503	17.800	27.16328302	0.10	265,828,127,914	265,828,128
5/24/85	504	17.700	27.21728557	0.00	266,356,613,257	0
7/27/87	504	17.700	27.21728557	0.00	266,356,613,257	0
7/7/88	504	17.700	27.21728557	0.00	266,356,613,257	0
8/19/02	504	17.700	27.21728557	0.00	266,356,613,257	0
6/12/89	505	17.700	27.27128812	0.00	266,885,098,601	0
7/15/99	505	17.700	27.27128812	0.10	266,885,098,601	266,885,099
6/13/83	506	17.600	27.32529067	0.00	267,413,583,945	0
9/5/85	507	17.600	27.37929323	0.00	267,942,069,289	0
9/9/01	507	17.600	27.37929323	0.00	267,942,069,289	0
6/1/80	508	17.600	27.43329578	0.00	268,470,554,632	0
7/20/92	508	17.600	27.43329578	0.10	268,470,554,632	268,470,555
7/2/92	509	17.500	27.48729833	0.00	268,999,039,976	0

FINAL—Whiskey Chitto Creek (Subsegment 030501) Fecal Coliform Bacteria TMDL  
 Origination Date: October 5, 2010

Date	Observed flow (cfs)	Percent exceedance for observed flow	Adjusted flow for entire basin (cfs)	Width for area under curves (%)	Allowable load to meet standard (MPN/day)	Area under TMDL curve (MPN/day)
7/2/93	509	17.500	27.48729833	0.00	268,999,039,976	0
5/13/80	510	17.500	27.54130088	0.00	269,527,525,320	0
9/19/88	510	17.500	27.54130088	0.00	269,527,525,320	0
5/2/90	510	17.500	27.54130088	0.00	269,527,525,320	0
7/24/94	510	17.500	27.54130088	0.00	269,527,525,320	0
6/8/03	510	17.500	27.54130088	0.10	269,527,525,320	269,527,525
5/8/04	511	17.400	27.59530343	0.00	270,056,010,664	0
5/8/06	511	17.400	27.59530343	0.00	270,056,010,664	0
5/5/97	512	17.400	27.64930598	0.10	270,584,496,007	270,584,496
6/22/86	513	17.300	27.70330853	0.00	271,112,981,351	0
7/5/95	513	17.300	27.70330853	0.00	271,112,981,351	0
5/14/87	514	17.300	27.75731108	0.00	271,641,466,695	0
6/19/84	515	17.300	27.81131363	0.00	272,169,952,039	0
7/6/03	515	17.300	27.81131363	0.00	272,169,952,039	0
5/29/95	516	17.300	27.86531618	0.00	272,698,437,383	0
6/10/95	516	17.300	27.86531618	0.00	272,698,437,383	0
6/7/03	516	17.300	27.86531618	0.00	272,698,437,383	0
5/7/07	516	17.300	27.86531618	0.10	272,698,437,383	272,698,437
6/1/84	518	17.200	27.97332128	0.00	273,755,408,070	0
6/10/89	518	17.200	27.97332128	0.00	273,755,408,070	0
5/7/94	518	17.200	27.97332128	0.00	273,755,408,070	0
7/27/96	518	17.200	27.97332128	0.00	273,755,408,070	0
7/8/03	518	17.200	27.97332128	0.00	273,755,408,070	0
7/11/04	518	17.200	27.97332128	0.10	273,755,408,070	273,755,408
6/17/86	519	17.100	28.02732383	0.00	274,283,893,414	0
5/19/81	520	17.100	28.08132639	0.00	274,812,378,758	0
8/30/91	520	17.100	28.08132639	0.00	274,812,378,758	0
5/31/94	520	17.100	28.08132639	0.00	274,812,378,758	0
7/25/94	520	17.100	28.08132639	0.00	274,812,378,758	0
10/28/94	520	17.100	28.08132639	0.00	274,812,378,758	0
7/16/03	520	17.100	28.08132639	0.20	274,812,378,758	549,624,758
10/23/02	521	16.900	28.13532894	0.00	275,340,864,101	0
6/5/94	522	16.900	28.18933149	0.00	275,869,349,445	0
5/10/09	522	16.900	28.18933149	0.00	275,869,349,445	0
8/24/88	523	16.900	28.24333404	0.00	276,397,834,789	0
5/16/90	523	16.900	28.24333404	0.00	276,397,834,789	0
5/24/95	523	16.900	28.24333404	0.10	276,397,834,789	276,397,835
6/29/86	524	16.800	28.29733659	0.00	276,926,320,133	0
5/12/80	525	16.800	28.35133914	0.00	277,454,805,476	0
5/16/82	525	16.800	28.35133914	0.00	277,454,805,476	0
10/18/85	526	16.800	28.40534169	0.00	277,983,290,820	0
6/19/89	526	16.800	28.40534169	0.10	277,983,290,820	277,983,291
9/24/05	528	16.700	28.51334679	0.00	279,040,261,508	0
6/8/90	529	16.700	28.56734934	0.00	279,568,746,851	0

FINAL—Whiskey Chitto Creek (Subsegment 030501) Fecal Coliform Bacteria TMDL  
 Origination Date: October 5, 2010

Date	Observed flow (cfs)	Percent exceedance for observed flow	Adjusted flow for entire basin (cfs)	Width for area under curves (%)	Allowable load to meet standard (MPN/day)	Area under TMDL curve (MPN/day)
8/23/91	530	16.700	28.62135189	0.00	280,097,232,195	0
5/23/93	530	16.700	28.62135189	0.00	280,097,232,195	0
5/22/94	530	16.700	28.62135189	0.10	280,097,232,195	280,097,232
8/4/04	533	16.600	28.78335954	0.00	281,682,688,227	0
6/15/04	534	16.600	28.8373621	0.00	282,211,173,570	0
5/9/06	535	16.600	28.89136465	0.00	282,739,658,914	0
6/22/83	536	16.600	28.9453672	0.00	283,268,144,258	0
5/11/84	536	16.600	28.9453672	0.00	283,268,144,258	0
6/1/92	536	16.600	28.9453672	0.00	283,268,144,258	0
7/10/95	536	16.600	28.9453672	0.00	283,268,144,258	0
10/24/01	536	16.600	28.9453672	0.10	283,268,144,258	283,268,144
8/16/88	537	16.500	28.99936975	0.00	283,796,629,602	0
6/14/01	538	16.500	29.0533723	0.00	284,325,114,945	0
6/14/04	538	16.500	29.0533723	0.10	284,325,114,945	284,325,115
5/11/80	540	16.400	29.1613774	0.00	285,382,085,633	0
6/20/85	540	16.400	29.1613774	0.00	285,382,085,633	0
9/16/91	540	16.400	29.1613774	0.00	285,382,085,633	0
5/30/93	540	16.400	29.1613774	0.00	285,382,085,633	0
7/23/94	540	16.400	29.1613774	0.00	285,382,085,633	0
6/6/83	541	16.400	29.21537995	0.00	285,910,570,977	0
9/26/83	541	16.400	29.21537995	0.10	285,910,570,977	285,910,571
6/13/04	542	16.300	29.2693825	0.00	286,439,056,320	0
6/26/94	543	16.300	29.32338505	0.00	286,967,541,664	0
6/12/04	544	16.300	29.3773876	0.00	287,496,027,008	0
5/15/09	544	16.300	29.3773876	0.10	287,496,027,008	287,496,027
7/17/94	545	16.200	29.43139015	0.00	288,024,512,352	0
5/4/86	546	16.200	29.4853927	0.00	288,552,997,695	0
6/18/86	546	16.200	29.4853927	0.00	288,552,997,695	0
7/7/01	546	16.200	29.4853927	0.00	288,552,997,695	0
6/27/03	546	16.200	29.4853927	0.00	288,552,997,695	0
6/11/04	546	16.200	29.4853927	0.10	288,552,997,695	288,552,998
5/15/90	547	16.100	29.53939526	0.00	289,081,483,039	0
8/7/95	547	16.100	29.53939526	0.00	289,081,483,039	0
7/9/88	548	16.100	29.59339781	0.00	289,609,968,383	0
6/12/97	548	16.100	29.59339781	0.00	289,609,968,383	0
7/8/90	549	16.100	29.64740036	0.10	290,138,453,727	290,138,454
6/28/83	550	16.000	29.70140291	0.00	290,666,939,071	0
7/19/91	550	16.000	29.70140291	0.00	290,666,939,071	0
8/24/91	550	16.000	29.70140291	0.00	290,666,939,071	0
9/15/91	550	16.000	29.70140291	0.00	290,666,939,071	0
6/7/92	550	16.000	29.70140291	0.00	290,666,939,071	0
5/10/93	550	16.000	29.70140291	0.00	290,666,939,071	0
5/15/93	550	16.000	29.70140291	0.00	290,666,939,071	0
5/26/93	550	16.000	29.70140291	0.10	290,666,939,071	290,666,939

FINAL—Whiskey Chitto Creek (Subsegment 030501) Fecal Coliform Bacteria TMDL  
 Origination Date: October 5, 2010

Date	Observed flow (cfs)	Percent exceedance for observed flow	Adjusted flow for entire basin (cfs)	Width for area under curves (%)	Allowable load to meet standard (MPN/day)	Area under TMDL curve (MPN/day)
10/10/95	551	15.900	29.75540546	0.00	291,195,424,414	0
7/28/96	551	15.900	29.75540546	0.00	291,195,424,414	0
9/22/96	551	15.900	29.75540546	0.10	291,195,424,414	291,195,424
6/5/83	552	15.800	29.80940801	0.00	291,723,909,758	0
6/12/83	552	15.800	29.80940801	0.00	291,723,909,758	0
6/15/86	552	15.800	29.80940801	0.00	291,723,909,758	0
9/23/96	552	15.800	29.80940801	0.00	291,723,909,758	0
5/15/82	553	15.800	29.86341056	0.00	292,252,395,102	0
6/12/94	553	15.800	29.86341056	0.10	292,252,395,102	292,252,395
6/19/81	554	15.700	29.91741311	0.00	292,780,880,446	0
5/28/89	554	15.700	29.91741311	0.00	292,780,880,446	0
5/18/87	555	15.700	29.97141566	0.00	293,309,365,789	0
6/19/03	555	15.700	29.97141566	0.00	293,309,365,789	0
6/10/04	555	15.700	29.97141566	0.10	293,309,365,789	293,309,366
5/13/83	557	15.600	30.07942076	0.00	294,366,336,477	0
7/5/87	557	15.600	30.07942076	0.00	294,366,336,477	0
9/23/98	558	15.600	30.13342331	0.00	294,894,821,821	0
5/14/82	559	15.600	30.18742586	0.00	295,423,307,164	0
6/10/97	559	15.600	30.18742586	0.00	295,423,307,164	0
5/10/80	560	15.600	30.24142841	0.00	295,951,792,508	0
10/21/80	560	15.600	30.24142841	0.00	295,951,792,508	0
6/22/87	560	15.600	30.24142841	0.00	295,951,792,508	0
8/22/91	560	15.600	30.24142841	0.00	295,951,792,508	0
5/22/93	560	15.600	30.24142841	0.00	295,951,792,508	0
6/3/99	560	15.600	30.24142841	0.00	295,951,792,508	0
7/14/03	560	15.600	30.24142841	0.20	295,951,792,508	591,903,585
7/7/90	561	15.400	30.29543097	0.00	296,480,277,852	0
6/9/04	562	15.400	30.34943352	0.00	297,008,763,196	0
8/10/82	563	15.400	30.40343607	0.00	297,537,248,539	0
9/11/85	564	15.400	30.45743862	0.00	298,065,733,883	0
6/24/83	565	15.400	30.51144117	0.10	298,594,219,227	298,594,219
5/31/80	566	15.300	30.56544372	0.00	299,122,704,571	0
8/15/84	567	15.300	30.61944627	0.00	299,651,189,915	0
8/23/88	567	15.300	30.61944627	0.00	299,651,189,915	0
5/14/90	568	15.300	30.67344882	0.00	300,179,675,258	0
6/8/04	569	15.300	30.72745137	0.10	300,708,160,602	300,708,161
8/25/91	570	15.200	30.78145392	0.00	301,236,645,946	0
8/2/95	572	15.200	30.88945902	0.00	302,293,616,633	0
9/1/01	573	15.200	30.94346157	0.00	302,822,101,977	0
8/6/89	574	15.200	30.99746413	0.00	303,350,587,321	0
5/4/82	575	15.200	31.05146668	0.00	303,879,072,665	0
5/14/83	576	15.200	31.10546923	0.10	304,407,558,008	304,407,558
6/23/83	578	15.100	31.21347433	0.00	305,464,528,696	0
7/1/87	578	15.100	31.21347433	0.00	305,464,528,696	0

FINAL—Whiskey Chitto Creek (Subsegment 030501) Fecal Coliform Bacteria TMDL  
 Origination Date: October 5, 2010

Date	Observed flow (cfs)	Percent exceedance for observed flow	Adjusted flow for entire basin (cfs)	Width for area under curves (%)	Allowable load to meet standard (MPN/day)	Area under TMDL curve (MPN/day)
6/7/04	578	15.100	31.21347433	0.00	305,464,528,696	0
8/12/87	579	15.100	31.26747688	0.00	305,993,014,040	0
5/9/80	580	15.100	31.32147943	0.00	306,521,499,383	0
9/14/91	580	15.100	31.32147943	0.00	306,521,499,383	0
5/4/97	580	15.100	31.32147943	0.00	306,521,499,383	0
5/23/97	580	15.100	31.32147943	0.10	306,521,499,383	306,521,499
6/17/81	581	15.000	31.37548198	0.00	307,049,984,727	0
5/1/82	581	15.000	31.37548198	0.00	307,049,984,727	0
5/31/84	582	15.000	31.42948453	0.10	307,578,470,071	307,578,470
6/7/83	584	14.900	31.53748963	0.00	308,635,440,759	0
5/2/86	585	14.900	31.59149218	0.00	309,163,926,102	0
6/9/95	585	14.900	31.59149218	0.00	309,163,926,102	0
10/23/01	585	14.900	31.59149218	0.00	309,163,926,102	0
5/16/83	587	14.900	31.69949728	0.00	310,220,896,790	0
6/16/04	587	14.900	31.69949728	0.10	310,220,896,790	310,220,897
5/7/04	588	14.800	31.75349984	0.00	310,749,382,134	0
6/4/04	588	14.800	31.75349984	0.00	310,749,382,134	0
9/18/07	588	14.800	31.75349984	0.00	310,749,382,134	0
5/12/09	588	14.800	31.75349984	0.00	310,749,382,134	0
6/15/84	589	14.800	31.80750239	0.00	311,277,867,477	0
6/2/04	589	14.800	31.80750239	0.10	311,277,867,477	311,277,867
8/12/83	590	14.700	31.86150494	0.00	311,806,352,821	0
5/1/90	590	14.700	31.86150494	0.00	311,806,352,821	0
6/20/91	590	14.700	31.86150494	0.00	311,806,352,821	0
5/23/95	590	14.700	31.86150494	0.00	311,806,352,821	0
7/15/03	590	14.700	31.86150494	0.00	311,806,352,821	0
6/3/04	590	14.700	31.86150494	0.10	311,806,352,821	311,806,353
7/25/87	592	14.600	31.96951004	0.00	312,863,323,509	0
6/12/92	592	14.600	31.96951004	0.00	312,863,323,509	0
5/6/07	592	14.600	31.96951004	0.00	312,863,323,509	0
6/18/84	593	14.600	32.02351259	0.10	313,391,808,852	313,391,809
6/19/86	595	14.500	32.13151769	0.00	314,448,779,540	0
7/5/03	595	14.500	32.13151769	0.00	314,448,779,540	0
5/3/94	596	14.500	32.18552024	0.00	314,977,264,884	0
8/1/82	598	14.500	32.29352534	0.00	316,034,235,571	0
6/1/04	598	14.500	32.29352534	0.10	316,034,235,571	316,034,236
6/4/83	599	14.400	32.34752789	0.00	316,562,720,915	0
6/22/80	600	14.400	32.40153044	0.00	317,091,206,259	0
5/5/81	600	14.400	32.40153044	0.00	317,091,206,259	0
5/9/81	600	14.400	32.40153044	0.00	317,091,206,259	0
6/19/91	600	14.400	32.40153044	0.00	317,091,206,259	0
8/21/91	600	14.400	32.40153044	0.00	317,091,206,259	0
8/26/91	600	14.400	32.40153044	0.00	317,091,206,259	0
8/29/91	600	14.400	32.40153044	0.00	317,091,206,259	0

FINAL—Whiskey Chitto Creek (Subsegment 030501) Fecal Coliform Bacteria TMDL  
 Origination Date: October 5, 2010

Date	Observed flow (cfs)	Percent exceedance for observed flow	Adjusted flow for entire basin (cfs)	Width for area under curves (%)	Allowable load to meet standard (MPN/day)	Area under TMDL curve (MPN/day)
9/13/91	600	14.400	32.40153044	0.10	317,091,206,259	317,091,206
5/28/90	601	14.300	32.455533	0.00	317,619,691,603	0
6/21/07	602	14.300	32.50953555	0.10	318,148,176,946	318,148,177
7/21/88	604	14.200	32.61754065	0.00	319,205,147,634	0
8/11/83	605	14.200	32.6715432	0.00	319,733,632,978	0
9/29/05	605	14.200	32.6715432	0.00	319,733,632,978	0
6/5/89	606	14.200	32.72554575	0.00	320,262,118,321	0
10/27/94	606	14.200	32.72554575	0.00	320,262,118,321	0
7/9/01	607	14.200	32.7795483	0.10	320,790,603,665	320,790,604
6/16/01	608	14.100	32.83355085	0.00	321,319,089,009	0
6/6/89	609	14.100	32.8875534	0.00	321,847,574,353	0
8/3/95	609	14.100	32.8875534	0.00	321,847,574,353	0
5/8/80	610	14.100	32.94155595	0.00	322,376,059,696	0
5/9/93	610	14.100	32.94155595	0.00	322,376,059,696	0
7/20/94	610	14.100	32.94155595	0.00	322,376,059,696	0
7/10/04	610	14.100	32.94155595	0.10	322,376,059,696	322,376,060
5/18/08	611	14.000	32.9955585	0.00	322,904,545,040	0
7/15/90	612	14.000	33.04956105	0.00	323,433,030,384	0
6/18/03	612	14.000	33.04956105	0.00	323,433,030,384	0
5/31/04	614	14.000	33.15756615	0.10	324,490,001,071	324,490,001
6/6/04	615	13.900	33.21156871	0.00	325,018,486,415	0
5/2/89	616	13.900	33.26557126	0.00	325,546,971,759	0
6/21/83	617	13.900	33.31957381	0.00	326,075,457,103	0
5/14/93	618	13.900	33.37357636	0.00	326,603,942,447	0
6/18/91	620	13.900	33.48158146	0.00	327,660,913,134	0
9/4/91	620	13.900	33.48158146	0.00	327,660,913,134	0
9/12/91	620	13.900	33.48158146	0.00	327,660,913,134	0
5/29/93	620	13.900	33.48158146	0.00	327,660,913,134	0
5/1/09	620	13.900	33.48158146	0.10	327,660,913,134	327,660,913
7/8/88	621	13.800	33.53558401	0.00	328,189,398,478	0
6/20/83	624	13.800	33.69759166	0.00	329,774,854,509	0
7/12/99	624	13.800	33.69759166	0.10	329,774,854,509	329,774,855
6/27/83	626	13.700	33.80559676	0.00	330,831,825,197	0
7/21/94	626	13.700	33.80559676	0.00	330,831,825,197	0
6/8/95	626	13.700	33.80559676	0.00	330,831,825,197	0
7/10/07	627	13.700	33.85959931	0.10	331,360,310,540	331,360,311
7/1/00	628	13.600	33.91360187	0.00	331,888,795,884	0
7/2/00	628	13.600	33.91360187	0.00	331,888,795,884	0
7/10/97	629	13.600	33.96760442	0.00	332,417,281,228	0
7/15/91	630	13.600	34.02160697	0.00	332,945,766,572	0
8/28/91	630	13.600	34.02160697	0.00	332,945,766,572	0
9/2/91	630	13.600	34.02160697	0.00	332,945,766,572	0
5/21/93	630	13.600	34.02160697	0.00	332,945,766,572	0
5/10/00	630	13.600	34.02160697	0.00	332,945,766,572	0



FINAL—Whiskey Chitto Creek (Subsegment 030501) Fecal Coliform Bacteria TMDL  
 Origination Date: October 5, 2010

Date	Observed flow (cfs)	Percent exceedance for observed flow	Adjusted flow for entire basin (cfs)	Width for area under curves (%)	Allowable load to meet standard (MPN/day)	Area under TMDL curve (MPN/day)
5/13/09	630	13.600	34.02160697	0.10	332,945,766,572	332,945,767
9/17/88	631	13.500	34.07560952	0.00	333,474,251,915	0
7/7/03	631	13.500	34.07560952	0.00	333,474,251,915	0
7/29/04	631	13.500	34.07560952	0.10	333,474,251,915	333,474,252
7/13/87	632	13.400	34.12961207	0.00	334,002,737,259	0
5/30/04	632	13.400	34.12961207	0.00	334,002,737,259	0
6/17/04	632	13.400	34.12961207	0.00	334,002,737,259	0
5/30/80	633	13.400	34.18361462	0.00	334,531,222,603	0
7/30/89	634	13.400	34.23761717	0.10	335,059,707,947	335,059,708
8/14/84	635	13.300	34.29161972	0.00	335,588,193,291	0
7/24/87	635	13.300	34.29161972	0.00	335,588,193,291	0
5/7/80	640	13.300	34.56163247	0.00	338,230,620,009	0
7/16/91	640	13.300	34.56163247	0.00	338,230,620,009	0
9/27/91	640	13.300	34.56163247	0.00	338,230,620,009	0
10/2/96	640	13.300	34.56163247	0.10	338,230,620,009	338,230,620
6/5/04	641	13.200	34.61563502	0.00	338,759,105,353	0
5/27/89	643	13.200	34.72364013	0.00	339,816,076,041	0
5/9/09	643	13.200	34.72364013	0.00	339,816,076,041	0
6/1/90	644	13.200	34.77764268	0.00	340,344,561,384	0
6/22/91	644	13.200	34.77764268	0.00	340,344,561,384	0
10/22/01	644	13.200	34.77764268	0.10	340,344,561,384	340,344,561
7/18/93	645	13.100	34.83164523	0.00	340,873,046,728	0
5/27/80	646	13.100	34.88564778	0.00	341,401,532,072	0
5/29/80	646	13.100	34.88564778	0.00	341,401,532,072	0
7/4/85	647	13.100	34.93965033	0.00	341,930,017,416	0
8/18/85	647	13.100	34.93965033	0.00	341,930,017,416	0
6/17/91	647	13.100	34.93965033	0.10	341,930,017,416	341,930,017
9/27/84	648	13.000	34.99365288	0.00	342,458,502,759	0
7/8/01	648	13.000	34.99365288	0.00	342,458,502,759	0
6/11/83	649	13.000	35.04765543	0.00	342,986,988,103	0
7/18/91	650	13.000	35.10165798	0.00	343,515,473,447	0
8/27/91	650	13.000	35.10165798	0.00	343,515,473,447	0
9/5/91	650	13.000	35.10165798	0.00	343,515,473,447	0
9/11/91	650	13.000	35.10165798	0.00	343,515,473,447	0
9/26/91	650	13.000	35.10165798	0.10	343,515,473,447	343,515,473
10/31/84	651	12.900	35.15566053	0.00	344,043,958,791	0
7/1/93	651	12.900	35.15566053	0.10	344,043,958,791	344,043,959
5/6/80	652	12.800	35.20966308	0.00	344,572,444,135	0
5/13/90	652	12.800	35.20966308	0.00	344,572,444,135	0
6/26/03	652	12.800	35.20966308	0.00	344,572,444,135	0
6/3/83	653	12.800	35.26366563	0.00	345,100,929,478	0
9/23/95	653	12.800	35.26366563	0.00	345,100,929,478	0
9/22/98	653	12.800	35.26366563	0.10	345,100,929,478	345,100,929
8/2/82	654	12.700	35.31766818	0.00	345,629,414,822	0

FINAL—Whiskey Chitto Creek (Subsegment 030501) Fecal Coliform Bacteria TMDL  
 Origination Date: October 5, 2010

Date	Observed flow (cfs)	Percent exceedance for observed flow	Adjusted flow for entire basin (cfs)	Width for area under curves (%)	Allowable load to meet standard (MPN/day)	Area under TMDL curve (MPN/day)
6/21/91	654	12.700	35.31766818	0.00	345,629,414,822	0
5/6/06	654	12.700	35.31766818	0.00	345,629,414,822	0
6/18/81	655	12.700	35.37167074	0.10	346,157,900,166	346,157,900
9/23/82	656	12.600	35.42567329	0.00	346,686,385,510	0
8/17/85	656	12.600	35.42567329	0.00	346,686,385,510	0
7/22/88	656	12.600	35.42567329	0.00	346,686,385,510	0
5/31/83	657	12.600	35.47967584	0.00	347,214,870,853	0
9/13/85	657	12.600	35.47967584	0.10	347,214,870,853	347,214,871
6/1/83	659	12.500	35.58768094	0.00	348,271,841,541	0
8/12/97	659	12.500	35.58768094	0.00	348,271,841,541	0
5/28/80	660	12.500	35.64168349	0.00	348,800,326,885	0
10/20/80	660	12.500	35.64168349	0.00	348,800,326,885	0
9/3/91	660	12.500	35.64168349	0.00	348,800,326,885	0
5/29/04	662	12.500	35.74968859	0.10	349,857,297,572	349,857,298
7/29/89	664	12.400	35.85769369	0.00	350,914,268,260	0
10/27/85	665	12.400	35.91169624	0.00	351,442,753,603	0
7/2/87	665	12.400	35.91169624	0.00	351,442,753,603	0
6/11/97	665	12.400	35.91169624	0.00	351,442,753,603	0
6/19/83	666	12.400	35.96569879	0.00	351,971,238,947	0
7/11/97	666	12.400	35.96569879	0.10	351,971,238,947	351,971,239
5/30/94	669	12.300	36.12770645	0.00	353,556,694,979	0
7/28/89	670	12.300	36.181709	0.00	354,085,180,322	0
7/14/91	670	12.300	36.181709	0.00	354,085,180,322	0
7/17/91	670	12.300	36.181709	0.00	354,085,180,322	0
8/14/82	671	12.300	36.23571155	0.00	354,613,665,666	0
9/23/01	671	12.300	36.23571155	0.10	354,613,665,666	354,613,666
6/2/83	673	12.200	36.34371665	0.00	355,670,636,354	0
5/30/84	675	12.200	36.45172175	0.00	356,727,607,041	0
5/5/95	675	12.200	36.45172175	0.00	356,727,607,041	0
9/24/95	676	12.200	36.5057243	0.10	357,256,092,385	357,256,092
10/4/02	678	12.100	36.6137294	0.00	358,313,063,072	0
5/16/08	678	12.100	36.6137294	0.00	358,313,063,072	0
6/18/96	679	12.100	36.66773195	0.00	358,841,548,416	0
8/20/91	680	12.100	36.7217345	0.00	359,370,033,760	0
5/21/94	680	12.100	36.7217345	0.00	359,370,033,760	0
9/8/08	682	12.100	36.82973961	0.10	360,427,004,447	360,427,004
10/9/95	683	12.000	36.88374216	0.00	360,955,489,791	0
7/20/99	683	12.000	36.88374216	0.00	360,955,489,791	0
5/8/93	684	12.000	36.93774471	0.00	361,483,975,135	0
7/13/90	685	12.000	36.99174726	0.00	362,012,460,479	0
6/16/91	691	12.000	37.31576256	0.10	365,183,372,541	365,183,373
7/13/91	692	11.900	37.36976511	0.00	365,711,857,885	0
5/11/93	692	11.900	37.36976511	0.00	365,711,857,885	0
9/8/01	692	11.900	37.36976511	0.00	365,711,857,885	0

FINAL—Whiskey Chitto Creek (Subsegment 030501) Fecal Coliform Bacteria TMDL  
 Origination Date: October 5, 2010

Date	Observed flow (cfs)	Percent exceedance for observed flow	Adjusted flow for entire basin (cfs)	Width for area under curves (%)	Allowable load to meet standard (MPN/day)	Area under TMDL curve (MPN/day)
8/13/83	694	11.900	37.47777021	0.00	366,768,828,573	0
5/3/09	698	11.900	37.69378042	0.00	368,882,769,948	0
5/26/80	700	11.900	37.80178552	0.00	369,939,740,635	0
7/2/81	700	11.900	37.80178552	0.00	369,939,740,635	0
7/9/81	700	11.900	37.80178552	0.00	369,939,740,635	0
7/12/81	700	11.900	37.80178552	0.00	369,939,740,635	0
5/9/89	700	11.900	37.80178552	0.00	369,939,740,635	0
9/10/91	700	11.900	37.80178552	0.00	369,939,740,635	0
5/1/93	700	11.900	37.80178552	0.00	369,939,740,635	0
5/4/95	700	11.900	37.80178552	0.20	369,939,740,635	739,879,481
6/16/81	701	11.700	37.85578807	0.00	370,468,225,979	0
5/22/95	702	11.700	37.90979062	0.00	370,996,711,323	0
6/21/87	703	11.700	37.96379317	0.00	371,525,196,667	0
7/27/89	703	11.700	37.96379317	0.00	371,525,196,667	0
5/28/04	703	11.700	37.96379317	0.10	371,525,196,667	371,525,197
7/9/04	704	11.600	38.01779572	0.00	372,053,682,010	0
9/12/85	705	11.600	38.07179827	0.00	372,582,167,354	0
6/26/01	706	11.600	38.12580082	0.00	373,110,652,698	0
5/17/87	707	11.600	38.17980337	0.00	373,639,138,042	0
7/31/89	707	11.600	38.17980337	0.10	373,639,138,042	373,639,138
5/8/95	709	11.500	38.28780848	0.00	374,696,108,729	0
9/25/01	709	11.500	38.28780848	0.00	374,696,108,729	0
7/14/99	714	11.500	38.55782123	0.00	377,338,535,448	0
7/17/07	714	11.500	38.55782123	0.00	377,338,535,448	0
8/13/82	715	11.500	38.61182378	0.10	377,867,020,792	377,867,021
6/21/96	716	11.400	38.66582633	0.00	378,395,506,135	0
7/19/99	716	11.400	38.66582633	0.00	378,395,506,135	0
5/17/83	717	11.400	38.71982888	0.00	378,923,991,479	0
7/7/04	720	11.400	38.88183653	0.00	380,509,447,510	0
5/30/83	721	11.400	38.93583908	0.00	381,037,932,854	0
5/10/84	721	11.400	38.93583908	0.10	381,037,932,854	381,037,933
6/4/86	723	11.300	39.04384419	0.00	382,094,903,542	0
6/7/90	723	11.300	39.04384419	0.00	382,094,903,542	0
7/26/89	725	11.300	39.15184929	0.00	383,151,874,229	0
6/23/01	725	11.300	39.15184929	0.00	383,151,874,229	0
5/5/80	726	11.300	39.20585184	0.00	383,680,359,573	0
10/21/01	726	11.300	39.20585184	0.10	383,680,359,573	383,680,360
9/12/01	727	11.200	39.25985439	0.00	384,208,844,917	0
8/5/89	729	11.200	39.36785949	0.00	385,265,815,604	0
6/1/99	735	11.200	39.69187479	0.00	388,436,727,667	0
7/8/04	735	11.200	39.69187479	0.10	388,436,727,667	388,436,728
5/3/97	737	11.100	39.7998799	0.00	389,493,698,354	0
7/8/81	740	11.100	39.96188755	0.00	391,079,154,386	0
10/30/84	740	11.100	39.96188755	0.00	391,079,154,386	0

FINAL—Whiskey Chitto Creek (Subsegment 030501) Fecal Coliform Bacteria TMDL  
 Origination Date: October 5, 2010

Date	Observed flow (cfs)	Percent exceedance for observed flow	Adjusted flow for entire basin (cfs)	Width for area under curves (%)	Allowable load to meet standard (MPN/day)	Area under TMDL curve (MPN/day)
5/3/95	740	11.100	39.96188755	0.00	391,079,154,386	0
7/3/87	742	11.100	40.06989265	0.00	392,136,125,073	0
6/15/89	742	11.100	40.06989265	0.10	392,136,125,073	392,136,125
5/4/80	743	11.000	40.1238952	0.00	392,664,610,417	0
9/6/85	743	11.000	40.1238952	0.00	392,664,610,417	0
7/25/89	743	11.000	40.1238952	0.00	392,664,610,417	0
7/6/86	745	11.000	40.2319003	0.00	393,721,581,105	0
8/8/83	748	11.000	40.39390795	0.00	395,307,037,136	0
5/18/95	748	11.000	40.39390795	0.10	395,307,037,136	395,307,037
9/22/82	750	10.900	40.50191306	0.00	396,364,007,823	0
5/17/95	750	10.900	40.50191306	0.00	396,364,007,823	0
5/7/95	751	10.900	40.55591561	0.00	396,892,493,167	0
6/13/01	754	10.900	40.71792326	0.00	398,477,949,198	0
5/27/04	754	10.900	40.71792326	0.10	398,477,949,198	398,477,949
5/3/80	756	10.800	40.82592836	0.00	399,534,919,886	0
7/10/81	760	10.800	41.04193856	0.00	401,648,861,261	0
9/24/01	760	10.800	41.04193856	0.00	401,648,861,261	0
10/9/02	760	10.800	41.04193856	0.00	401,648,861,261	0
5/9/95	762	10.800	41.14994366	0.10	402,705,831,949	402,705,832
6/23/94	763	10.700	41.20394622	0.00	403,234,317,292	0
6/16/96	763	10.700	41.20394622	0.00	403,234,317,292	0
5/26/89	764	10.700	41.25794877	0.00	403,762,802,636	0
6/14/84	767	10.700	41.41995642	0.00	405,348,258,667	0
7/28/04	770	10.700	41.58196407	0.00	406,933,714,699	0
5/28/93	772	10.700	41.68996917	0.10	407,990,685,386	407,990,685
7/6/01	773	10.600	41.74397172	0.00	408,519,170,730	0
9/26/01	773	10.600	41.74397172	0.00	408,519,170,730	0
5/16/87	774	10.600	41.79797427	0.00	409,047,656,074	0
5/14/09	776	10.600	41.90597937	0.00	410,104,626,761	0
5/15/87	777	10.600	41.95998193	0.10	410,633,112,105	410,633,112
8/19/91	778	10.500	42.01398448	0.00	411,161,597,449	0
9/10/01	780	10.500	42.12198958	0.00	412,218,568,136	0
6/17/83	782	10.500	42.22999468	0.00	413,275,538,824	0
5/24/97	782	10.500	42.22999468	0.00	413,275,538,824	0
7/24/89	783	10.500	42.28399723	0.00	413,804,024,168	0
6/23/04	783	10.500	42.28399723	0.10	413,804,024,168	413,804,024
7/4/86	785	10.400	42.39200233	0.00	414,860,994,855	0
6/18/04	785	10.400	42.39200233	0.00	414,860,994,855	0
10/10/02	789	10.400	42.60801253	0.00	416,974,936,230	0
5/31/92	792	10.400	42.77002019	0.00	418,560,392,262	0
6/25/94	792	10.400	42.77002019	0.00	418,560,392,262	0
9/11/01	792	10.400	42.77002019	0.10	418,560,392,262	418,560,392
5/15/94	793	10.300	42.82402274	0.00	419,088,877,605	0
6/26/83	797	10.300	43.04003294	0.00	421,202,818,980	0

FINAL—Whiskey Chitto Creek (Subsegment 030501) Fecal Coliform Bacteria TMDL  
 Origination Date: October 5, 2010

Date	Observed flow (cfs)	Percent exceedance for observed flow	Adjusted flow for entire basin (cfs)	Width for area under curves (%)	Allowable load to meet standard (MPN/day)	Area under TMDL curve (MPN/day)
5/25/80	800	10.300	43.20204059	0.00	422,788,275,012	0
6/21/80	800	10.300	43.20204059	0.00	422,788,275,012	0
10/19/80	800	10.300	43.20204059	0.00	422,788,275,012	0
5/8/81	800	10.300	43.20204059	0.00	422,788,275,012	0
8/3/89	800	10.300	43.20204059	0.00	422,788,275,012	0
5/7/93	800	10.300	43.20204059	0.00	422,788,275,012	0
5/2/95	800	10.300	43.20204059	0.00	422,788,275,012	0
9/21/98	800	10.300	43.20204059	0.20	422,788,275,012	845,576,550
9/9/91	802	10.100	43.31004569	0.00	423,845,245,699	0
7/6/04	802	10.100	43.31004569	0.00	423,845,245,699	0
8/11/88	804	10.100	43.4180508	0.00	424,902,216,387	0
9/18/88	805	10.100	43.47205335	0.00	425,430,701,730	0
6/5/91	805	10.100	43.47205335	0.00	425,430,701,730	0
5/3/82	806	10.100	43.5260559	0.10	425,959,187,074	425,959,187
10/26/94	811	10.000	43.79606865	0.00	428,601,613,793	0
5/9/84	812	10.000	43.8500712	0.00	429,130,099,137	0
5/2/80	814	10.000	43.9580763	0.00	430,187,069,824	0
5/29/84	816	10.000	44.0660814	0.00	431,244,040,512	0
6/23/96	818	10.000	44.17408651	0.00	432,301,011,199	0
6/18/01	818	10.000	44.17408651	0.10	432,301,011,199	432,301,011
6/2/90	819	9.900	44.22808906	0.00	432,829,496,543	0
6/13/84	820	9.900	44.28209161	0.00	433,357,981,887	0
5/26/04	820	9.900	44.28209161	0.00	433,357,981,887	0
6/25/83	821	9.900	44.33609416	0.00	433,886,467,231	0
5/29/83	822	9.900	44.39009671	0.10	434,414,952,574	434,414,953
6/23/91	824	9.800	44.49810181	0.00	435,471,923,262	0
6/15/91	826	9.800	44.60610691	0.00	436,528,893,950	0
7/4/87	827	9.800	44.66010946	0.00	437,057,379,293	0
5/13/93	827	9.800	44.66010946	0.00	437,057,379,293	0
10/15/02	831	9.800	44.87611967	0.10	439,171,320,668	439,171,321
6/3/97	832	9.700	44.93012222	0.00	439,699,806,012	0
5/31/86	836	9.700	45.14613242	0.00	441,813,747,387	0
9/23/84	837	9.700	45.20013497	0.00	442,342,232,731	0
7/23/89	837	9.700	45.20013497	0.00	442,342,232,731	0
6/6/92	838	9.700	45.25413752	0.00	442,870,718,075	0
7/11/81	840	9.700	45.36214262	0.10	443,927,688,762	443,927,689
5/6/95	842	9.600	45.47014772	0.00	444,984,659,450	0
6/22/04	842	9.600	45.47014772	0.00	444,984,659,450	0
7/12/91	850	9.600	45.90216813	0.00	449,212,542,200	0
5/19/93	850	9.600	45.90216813	0.00	449,212,542,200	0
6/14/86	851	9.600	45.95617068	0.10	449,741,027,544	449,741,028
6/18/83	852	9.500	46.01017323	0.00	450,269,512,887	0
10/22/85	856	9.500	46.22618343	0.00	452,383,454,262	0
6/3/92	858	9.500	46.33418854	0.00	453,440,424,950	0

FINAL—Whiskey Chitto Creek (Subsegment 030501) Fecal Coliform Bacteria TMDL  
 Origination Date: October 5, 2010

Date	Observed flow (cfs)	Percent exceedance for observed flow	Adjusted flow for entire basin (cfs)	Width for area under curves (%)	Allowable load to meet standard (MPN/day)	Area under TMDL curve (MPN/day)
10/20/01	859	9.500	46.38819109	0.00	453,968,910,294	0
6/5/92	860	9.500	46.44219364	0.00	454,497,395,638	0
6/14/03	863	9.500	46.60420129	0.10	456,082,851,669	456,082,852
7/18/99	864	9.400	46.65820384	0.00	456,611,337,013	0
6/8/86	868	9.400	46.87421404	0.00	458,725,278,388	0
8/4/89	870	9.400	46.98221914	0.00	459,782,249,075	0
9/14/07	871	9.400	47.0362217	0.00	460,310,734,419	0
6/17/96	874	9.400	47.19822935	0.10	461,896,190,450	461,896,190
7/9/95	880	9.300	47.52224465	0.00	465,067,102,513	0
5/17/08	880	9.300	47.52224465	0.00	465,067,102,513	0
8/9/82	881	9.300	47.5762472	0.00	465,595,587,857	0
5/1/95	882	9.300	47.63024975	0.00	466,124,073,200	0
10/29/84	883	9.300	47.6842523	0.00	466,652,558,544	0
6/4/92	885	9.300	47.79225741	0.10	467,709,529,232	467,709,529
7/3/91	886	9.200	47.84625996	0.00	468,238,014,575	0
8/18/02	887	9.200	47.90026251	0.00	468,766,499,919	0
7/13/99	888	9.200	47.95426506	0.00	469,294,985,263	0
6/7/95	893	9.200	48.22427781	0.00	471,937,411,982	0
5/29/92	894	9.200	48.27828036	0.10	472,465,897,326	472,465,897
7/1/92	899	9.100	48.54829312	0.00	475,108,324,044	0
5/6/81	900	9.100	48.60229567	0.00	475,636,809,388	0
5/21/95	901	9.100	48.65629822	0.00	476,165,294,732	0
7/22/89	902	9.100	48.71030077	0.00	476,693,780,076	0
5/6/04	902	9.100	48.71030077	0.00	476,693,780,076	0
6/24/94	904	9.100	48.81830587	0.00	477,750,750,763	0
5/25/04	904	9.100	48.81830587	0.10	477,750,750,763	477,750,751
5/6/94	905	9.000	48.87230842	0.00	478,279,236,107	0
9/8/91	906	9.000	48.92631097	0.00	478,807,721,451	0
5/12/93	907	9.000	48.98031352	0.00	479,336,206,794	0
5/27/93	912	9.000	49.25032628	0.10	481,978,633,513	481,978,634
10/24/85	913	8.900	49.30432883	0.00	482,507,118,857	0
5/12/90	919	8.900	49.62834413	0.00	485,678,030,920	0
5/8/09	922	8.900	49.79035178	0.00	487,263,486,951	0
5/7/81	930	8.900	50.22237219	0.00	491,491,369,701	0
5/10/95	940	8.900	50.7623977	0.00	496,776,223,139	0
10/23/85	945	8.900	51.03241045	0.10	499,418,649,858	499,418,650
6/15/81	946	8.800	51.086413	0.00	499,947,135,201	0
9/6/91	948	8.800	51.1944181	0.00	501,004,105,889	0
8/8/82	950	8.800	51.3024232	0.00	502,061,076,576	0
5/1/06	950	8.800	51.3024232	0.00	502,061,076,576	0
5/1/89	951	8.800	51.35642575	0.10	502,589,561,920	502,589,562
5/25/89	953	8.700	51.46443086	0.00	503,646,532,608	0
5/29/97	953	8.700	51.46443086	0.00	503,646,532,608	0
7/5/86	956	8.700	51.62643851	0.00	505,231,988,639	0

FINAL—Whiskey Chitto Creek (Subsegment 030501) Fecal Coliform Bacteria TMDL  
 Origination Date: October 5, 2010

Date	Observed flow (cfs)	Percent exceedance for observed flow	Adjusted flow for entire basin (cfs)	Width for area under curves (%)	Allowable load to meet standard (MPN/day)	Area under TMDL curve (MPN/day)
10/26/85	963	8.700	52.00445636	0.00	508,931,386,045	0
5/31/90	972	8.700	52.49047932	0.00	513,687,754,139	0
10/14/02	973	8.700	52.54448187	0.10	514,216,239,483	514,216,239
5/28/83	975	8.600	52.65248697	0.00	515,273,210,170	0
8/2/89	977	8.600	52.76049207	0.00	516,330,180,858	0
6/9/91	978	8.600	52.81449462	0.00	516,858,666,202	0
6/19/04	988	8.600	53.35452013	0.00	522,143,519,639	0
10/13/02	990	8.600	53.46252523	0.10	523,200,490,327	523,200,490
6/10/91	998	8.500	53.89454564	0.00	527,428,373,077	0
5/30/92	999	8.500	53.94854819	0.00	527,956,858,421	0
6/5/81	1000	8.500	54.00255074	0.00	528,485,343,765	0
7/3/81	1000	8.500	54.00255074	0.00	528,485,343,765	0
6/10/83	1000	8.500	54.00255074	0.00	528,485,343,765	0
6/6/90	1000	8.500	54.00255074	0.10	528,485,343,765	528,485,344
10/25/85	1010	8.400	54.54257625	0.00	533,770,197,202	0
6/1/97	1010	8.400	54.54257625	0.00	533,770,197,202	0
7/30/02	1010	8.400	54.54257625	0.00	533,770,197,202	0
6/17/03	1010	8.400	54.54257625	0.00	533,770,197,202	0
6/21/04	1010	8.400	54.54257625	0.00	533,770,197,202	0
9/19/08	1010	8.400	54.54257625	0.10	533,770,197,202	533,770,197
7/21/89	1020	8.300	55.08260176	0.00	539,055,050,640	0
10/30/96	1020	8.300	55.08260176	0.00	539,055,050,640	0
6/2/99	1020	8.300	55.08260176	0.00	539,055,050,640	0
5/28/84	1030	8.300	55.62262726	0.00	544,339,904,078	0
8/1/89	1030	8.300	55.62262726	0.00	544,339,904,078	0
5/11/95	1030	8.300	55.62262726	0.00	544,339,904,078	0
10/26/96	1030	8.300	55.62262726	0.00	544,339,904,078	0
5/24/04	1030	8.300	55.62262726	0.10	544,339,904,078	544,339,904
5/1/80	1040	8.200	56.16265277	0.00	549,624,757,515	0
6/5/90	1040	8.200	56.16265277	0.00	549,624,757,515	0
6/8/01	1040	8.200	56.16265277	0.00	549,624,757,515	0
6/17/01	1040	8.200	56.16265277	0.00	549,624,757,515	0
7/9/07	1040	8.200	56.16265277	0.10	549,624,757,515	549,624,758
5/25/91	1050	8.100	56.70267828	0.00	554,909,610,953	0
6/24/91	1060	8.100	57.24270379	0.00	560,194,464,390	0
9/7/91	1060	8.100	57.24270379	0.00	560,194,464,390	0
6/30/93	1060	8.100	57.24270379	0.00	560,194,464,390	0
5/16/95	1060	8.100	57.24270379	0.00	560,194,464,390	0
6/29/99	1060	8.100	57.24270379	0.00	560,194,464,390	0
9/7/01	1060	8.100	57.24270379	0.00	560,194,464,390	0
9/24/02	1060	8.100	57.24270379	0.00	560,194,464,390	0
5/2/04	1060	8.100	57.24270379	0.20	560,194,464,390	1,120,388,929
6/18/89	1070	7.900	57.78272929	0.00	565,479,317,828	0
5/10/94	1070	7.900	57.78272929	0.00	565,479,317,828	0

FINAL—Whiskey Chitto Creek (Subsegment 030501) Fecal Coliform Bacteria TMDL  
 Origination Date: October 5, 2010

Date	Observed flow (cfs)	Percent exceedance for observed flow	Adjusted flow for entire basin (cfs)	Width for area under curves (%)	Allowable load to meet standard (MPN/day)	Area under TMDL curve (MPN/day)
10/8/02	1070	7.900	57.78272929	0.00	565,479,317,828	0
6/7/84	1080	7.900	58.3227548	0.00	570,764,171,266	0
5/20/94	1080	7.900	58.3227548	0.00	570,764,171,266	0
7/5/01	1080	7.900	58.3227548	0.00	570,764,171,266	0
10/26/06	1080	7.900	58.3227548	0.10	570,764,171,266	570,764,171
6/4/91	1090	7.800	58.86278031	0.00	576,049,024,703	0
5/20/93	1090	7.800	58.86278031	0.00	576,049,024,703	0
6/22/96	1090	7.800	58.86278031	0.10	576,049,024,703	576,049,025
7/7/81	1100	7.700	59.40280582	0.00	581,333,878,141	0
6/26/93	1100	7.700	59.40280582	0.00	581,333,878,141	0
5/30/97	1100	7.700	59.40280582	0.00	581,333,878,141	0
5/5/89	1110	7.700	59.94283132	0.00	586,618,731,579	0
9/28/05	1120	7.700	60.48285683	0.10	591,903,585,016	591,903,585
6/8/83	1130	7.600	61.02288234	0.00	597,188,438,454	0
10/20/84	1130	7.600	61.02288234	0.00	597,188,438,454	0
6/27/93	1130	7.600	61.02288234	0.00	597,188,438,454	0
10/5/02	1130	7.600	61.02288234	0.00	597,188,438,454	0
6/20/04	1130	7.600	61.02288234	0.00	597,188,438,454	0
7/14/89	1140	7.600	61.56290784	0.00	602,473,291,892	0
6/4/90	1140	7.600	61.56290784	0.00	602,473,291,892	0
7/14/90	1140	7.600	61.56290784	0.00	602,473,291,892	0
5/29/91	1140	7.600	61.56290784	0.00	602,473,291,892	0
8/18/91	1140	7.600	61.56290784	0.00	602,473,291,892	0
10/1/96	1140	7.600	61.56290784	0.00	602,473,291,892	0
5/25/97	1140	7.600	61.56290784	0.20	602,473,291,892	1,204,946,584
10/28/84	1150	7.400	62.10293335	0.00	607,758,145,329	0
5/12/95	1150	7.400	62.10293335	0.00	607,758,145,329	0
5/31/97	1150	7.400	62.10293335	0.00	607,758,145,329	0
7/5/04	1150	7.400	62.10293335	0.00	607,758,145,329	0
9/21/83	1160	7.400	62.64295886	0.00	613,042,998,767	0
8/15/88	1160	7.400	62.64295886	0.00	613,042,998,767	0
7/2/01	1160	7.400	62.64295886	0.10	613,042,998,767	613,042,999
10/19/84	1170	7.300	63.18298437	0.00	618,327,852,205	0
5/29/90	1170	7.300	63.18298437	0.00	618,327,852,205	0
5/20/95	1170	7.300	63.18298437	0.00	618,327,852,205	0
9/7/08	1170	7.300	63.18298437	0.10	618,327,852,205	618,327,852
6/3/90	1180	7.200	63.72300987	0.00	623,612,705,642	0
5/14/94	1180	7.200	63.72300987	0.00	623,612,705,642	0
7/4/01	1180	7.200	63.72300987	0.00	623,612,705,642	0
6/17/87	1190	7.200	64.26303538	0.00	628,897,559,080	0
7/11/91	1190	7.200	64.26303538	0.10	628,897,559,080	628,897,559
10/19/01	1200	7.100	64.80306089	0.00	634,182,412,517	0
6/25/91	1210	7.100	65.3430864	0.00	639,467,265,955	0
7/2/91	1210	7.100	65.3430864	0.00	639,467,265,955	0



FINAL—Whiskey Chitto Creek (Subsegment 030501) Fecal Coliform Bacteria TMDL  
 Origination Date: October 5, 2010

Date	Observed flow (cfs)	Percent exceedance for observed flow	Adjusted flow for entire basin (cfs)	Width for area under curves (%)	Allowable load to meet standard (MPN/day)	Area under TMDL curve (MPN/day)
9/6/01	1210	7.100	65.3430864	0.00	639,467,265,955	0
9/3/08	1210	7.100	65.3430864	0.10	639,467,265,955	639,467,266
6/14/81	1220	7.000	65.8831119	0.00	644,752,119,393	0
7/12/87	1220	7.000	65.8831119	0.00	644,752,119,393	0
5/24/91	1220	7.000	65.8831119	0.00	644,752,119,393	0
7/7/07	1220	7.000	65.8831119	0.00	644,752,119,393	0
5/2/97	1230	7.000	66.42313741	0.00	650,036,972,830	0
6/29/01	1230	7.000	66.42313741	0.10	650,036,972,830	650,036,973
9/25/83	1240	6.900	66.96316292	0.00	655,321,826,268	0
6/18/87	1240	6.900	66.96316292	0.00	655,321,826,268	0
5/13/95	1240	6.900	66.96316292	0.00	655,321,826,268	0
6/2/97	1240	6.900	66.96316292	0.00	655,321,826,268	0
5/2/82	1250	6.900	67.50318843	0.00	660,606,679,706	0
9/24/84	1250	6.900	67.50318843	0.00	660,606,679,706	0
6/20/87	1250	6.900	67.50318843	0.00	660,606,679,706	0
7/20/89	1250	6.900	67.50318843	0.00	660,606,679,706	0
5/26/91	1250	6.900	67.50318843	0.00	660,606,679,706	0
5/5/94	1250	6.900	67.50318843	0.00	660,606,679,706	0
6/27/99	1250	6.900	67.50318843	0.00	660,606,679,706	0
8/17/02	1250	6.900	67.50318843	0.20	660,606,679,706	1,321,213,359
5/18/83	1260	6.700	68.04321393	0.00	665,891,533,143	0
6/12/84	1260	6.700	68.04321393	0.00	665,891,533,143	0
6/14/91	1270	6.700	68.58323944	0.00	671,176,386,581	0
9/20/98	1270	6.700	68.58323944	0.00	671,176,386,581	0
5/5/06	1270	6.700	68.58323944	0.10	671,176,386,581	671,176,387
7/13/89	1280	6.600	69.12326495	0.00	676,461,240,019	0
6/6/95	1280	6.600	69.12326495	0.00	676,461,240,019	0
7/3/01	1280	6.600	69.12326495	0.00	676,461,240,019	0
5/30/90	1290	6.600	69.66329046	0.00	681,746,093,456	0
5/24/80	1300	6.600	70.20331596	0.00	687,030,946,894	0
7/4/81	1300	6.600	70.20331596	0.00	687,030,946,894	0
5/28/91	1300	6.600	70.20331596	0.00	687,030,946,894	0
6/15/03	1300	6.600	70.20331596	0.10	687,030,946,894	687,030,947
6/9/83	1310	6.500	70.74334147	0.00	692,315,800,332	0
6/1/86	1310	6.500	70.74334147	0.00	692,315,800,332	0
10/29/96	1310	6.500	70.74334147	0.10	692,315,800,332	692,315,800
8/4/83	1320	6.400	71.28336698	0.00	697,600,653,769	0
5/6/93	1320	6.400	71.28336698	0.00	697,600,653,769	0
6/24/93	1320	6.400	71.28336698	0.00	697,600,653,769	0
7/7/95	1320	6.400	71.28336698	0.00	697,600,653,769	0
6/20/03	1320	6.400	71.28336698	0.10	697,600,653,769	697,600,654
7/4/91	1330	6.300	71.82339249	0.00	702,885,507,207	0
6/24/01	1330	6.300	71.82339249	0.00	702,885,507,207	0
10/12/02	1330	6.300	71.82339249	0.00	702,885,507,207	0

FINAL—Whiskey Chitto Creek (Subsegment 030501) Fecal Coliform Bacteria TMDL  
 Origination Date: October 5, 2010

Date	Observed flow (cfs)	Percent exceedance for observed flow	Adjusted flow for entire basin (cfs)	Width for area under curves (%)	Allowable load to meet standard (MPN/day)	Area under TMDL curve (MPN/day)
9/27/05	1330	6.300	71.82339249	0.00	702,885,507,207	0
6/21/93	1340	6.300	72.36341799	0.00	708,170,360,645	0
5/4/94	1340	6.300	72.36341799	0.00	708,170,360,645	0
7/6/95	1340	6.300	72.36341799	0.10	708,170,360,645	708,170,361
5/20/83	1350	6.200	72.9034435	0.00	713,455,214,082	0
8/16/02	1350	6.200	72.9034435	0.00	713,455,214,082	0
6/6/91	1360	6.200	73.44346901	0.00	718,740,067,520	0
10/8/95	1360	6.200	73.44346901	0.00	718,740,067,520	0
6/25/01	1360	6.200	73.44346901	0.10	718,740,067,520	718,740,068
5/4/00	1370	6.100	73.98349452	0.00	724,024,920,957	0
9/20/02	1370	6.100	73.98349452	0.00	724,024,920,957	0
6/16/89	1380	6.100	74.52352002	0.00	729,309,774,395	0
10/18/94	1380	6.100	74.52352002	0.00	729,309,774,395	0
5/28/97	1380	6.100	74.52352002	0.00	729,309,774,395	0
9/5/01	1380	6.100	74.52352002	0.10	729,309,774,395	729,309,774
9/26/84	1390	6.000	75.06354553	0.00	734,594,627,833	0
7/6/81	1400	6.000	75.60357104	0.00	739,879,481,270	0
10/18/84	1400	6.000	75.60357104	0.00	739,879,481,270	0
6/25/93	1400	6.000	75.60357104	0.00	739,879,481,270	0
5/9/00	1400	6.000	75.60357104	0.00	739,879,481,270	0
5/2/06	1400	6.000	75.60357104	0.10	739,879,481,270	739,879,481
10/11/02	1410	5.900	76.14359654	0.00	745,164,334,708	0
10/26/02	1410	5.900	76.14359654	0.00	745,164,334,708	0
9/26/05	1410	5.900	76.14359654	0.10	745,164,334,708	745,164,335
7/8/95	1420	5.800	76.68362205	0.00	750,449,188,146	0
5/23/04	1420	5.800	76.68362205	0.00	750,449,188,146	0
5/23/91	1430	5.800	77.22364756	0.00	755,734,041,583	0
10/27/96	1430	5.800	77.22364756	0.00	755,734,041,583	0
6/13/81	1440	5.800	77.76367307	0.00	761,018,895,021	0
6/13/86	1450	5.800	78.30369857	0.00	766,303,748,459	0
6/13/87	1450	5.800	78.30369857	0.00	766,303,748,459	0
9/30/96	1450	5.800	78.30369857	0.00	766,303,748,459	0
6/16/03	1450	5.800	78.30369857	0.00	766,303,748,459	0
7/8/07	1450	5.800	78.30369857	0.10	766,303,748,459	766,303,748
6/11/81	1460	5.700	78.84372408	0.00	771,588,601,896	0
8/15/91	1460	5.700	78.84372408	0.00	771,588,601,896	0
10/7/02	1460	5.700	78.84372408	0.00	771,588,601,896	0
6/25/03	1460	5.700	78.84372408	0.10	771,588,601,896	771,588,602
5/11/90	1470	5.600	79.38374959	0.00	776,873,455,334	0
10/25/94	1470	5.600	79.38374959	0.00	776,873,455,334	0
6/12/81	1480	5.600	79.9237751	0.00	782,158,308,772	0
7/1/91	1480	5.600	79.9237751	0.00	782,158,308,772	0
7/10/91	1480	5.600	79.9237751	0.00	782,158,308,772	0
10/28/96	1480	5.600	79.9237751	0.00	782,158,308,772	0

FINAL—Whiskey Chitto Creek (Subsegment 030501) Fecal Coliform Bacteria TMDL  
 Origination Date: October 5, 2010

Date	Observed flow (cfs)	Percent exceedance for observed flow	Adjusted flow for entire basin (cfs)	Width for area under curves (%)	Allowable load to meet standard (MPN/day)	Area under TMDL curve (MPN/day)
7/4/04	1480	5.600	79.9237751	0.10	782,158,308,772	782,158,309
6/17/89	1490	5.500	80.4638006	0.10	787,443,162,209	787,443,162
5/19/80	1500	5.400	81.00382611	0.00	792,728,015,647	0
9/23/02	1500	5.400	81.00382611	0.00	792,728,015,647	0
6/24/04	1500	5.400	81.00382611	0.00	792,728,015,647	0
9/25/84	1520	5.400	82.08387713	0.00	803,297,722,522	0
6/8/91	1520	5.400	82.08387713	0.00	803,297,722,522	0
7/1/01	1520	5.400	82.08387713	0.00	803,297,722,522	0
9/22/02	1520	5.400	82.08387713	0.10	803,297,722,522	803,297,723
5/27/83	1540	5.300	83.16392814	0.00	813,867,429,397	0
7/15/89	1540	5.300	83.16392814	0.00	813,867,429,397	0
6/28/93	1550	5.300	83.70395365	0.00	819,152,282,835	0
6/28/99	1550	5.300	83.70395365	0.10	819,152,282,835	819,152,283
6/23/93	1560	5.200	84.24397916	0.00	824,437,136,273	0
5/19/94	1560	5.200	84.24397916	0.00	824,437,136,273	0
10/6/02	1560	5.200	84.24397916	0.00	824,437,136,273	0
9/17/07	1560	5.200	84.24397916	0.00	824,437,136,273	0
5/27/91	1570	5.200	84.78400466	0.00	829,721,989,710	0
6/29/93	1570	5.200	84.78400466	0.00	829,721,989,710	0
5/16/94	1570	5.200	84.78400466	0.00	829,721,989,710	0
9/25/05	1570	5.200	84.78400466	0.10	829,721,989,710	829,721,990
7/12/89	1580	5.100	85.32403017	0.00	835,006,843,148	0
5/9/90	1580	5.100	85.32403017	0.00	835,006,843,148	0
8/16/91	1580	5.100	85.32403017	0.00	835,006,843,148	0
5/14/95	1580	5.100	85.32403017	0.10	835,006,843,148	835,006,843
7/2/04	1590	5.000	85.86405568	0.00	840,291,696,586	0
7/3/04	1590	5.000	85.86405568	0.00	840,291,696,586	0
7/5/81	1600	5.000	86.40408119	0.00	845,576,550,023	0
5/15/95	1600	5.000	86.40408119	0.00	845,576,550,023	0
8/11/91	1610	5.000	86.94410669	0.00	850,861,403,461	0
6/30/01	1610	5.000	86.94410669	0.10	850,861,403,461	850,861,403
6/8/84	1620	4.900	87.4841322	0.00	856,146,256,899	0
8/14/91	1620	4.900	87.4841322	0.00	856,146,256,899	0
8/17/91	1620	4.900	87.4841322	0.00	856,146,256,899	0
9/21/02	1620	4.900	87.4841322	0.00	856,146,256,899	0
9/18/08	1620	4.900	87.4841322	0.10	856,146,256,899	856,146,257
6/16/87	1640	4.800	88.56418322	0.00	866,715,963,774	0
6/26/91	1640	4.800	88.56418322	0.00	866,715,963,774	0
7/1/04	1650	4.800	89.10420872	0.00	872,000,817,212	0
10/25/06	1650	4.800	89.10420872	0.00	872,000,817,212	0
5/24/89	1660	4.800	89.64423423	0.00	877,285,670,649	0
5/1/97	1660	4.800	89.64423423	0.00	877,285,670,649	0
9/12/98	1660	4.800	89.64423423	0.10	877,285,670,649	877,285,671
8/7/83	1670	4.700	90.18425974	0.00	882,570,524,087	0

FINAL—Whiskey Chitto Creek (Subsegment 030501) Fecal Coliform Bacteria TMDL  
 Origination Date: October 5, 2010

Date	Observed flow (cfs)	Percent exceedance for observed flow	Adjusted flow for entire basin (cfs)	Width for area under curves (%)	Allowable load to meet standard (MPN/day)	Area under TMDL curve (MPN/day)
6/3/86	1670	4.700	90.18425974	0.00	882,570,524,087	0
5/30/91	1670	4.700	90.18425974	0.00	882,570,524,087	0
5/13/94	1670	4.700	90.18425974	0.10	882,570,524,087	882,570,524
5/19/83	1680	4.600	90.72428524	0.00	887,855,377,524	0
7/29/02	1680	4.600	90.72428524	0.00	887,855,377,524	0
6/19/87	1690	4.600	91.26431075	0.00	893,140,230,962	0
6/30/91	1700	4.600	91.80433626	0.00	898,425,084,400	0
9/15/07	1700	4.600	91.80433626	0.10	898,425,084,400	898,425,084
5/8/89	1710	4.500	92.34436177	0.00	903,709,937,837	0
5/15/91	1710	4.500	92.34436177	0.00	903,709,937,837	0
5/22/91	1720	4.500	92.88438727	0.00	908,994,791,275	0
5/3/04	1720	4.500	92.88438727	0.00	908,994,791,275	0
5/22/04	1720	4.500	92.88438727	0.10	908,994,791,275	908,994,791
9/6/08	1730	4.400	93.42441278	0.00	914,279,644,713	0
10/3/95	1740	4.400	93.96443829	0.00	919,564,498,150	0
9/28/96	1740	4.400	93.96443829	0.00	919,564,498,150	0
6/12/01	1740	4.400	93.96443829	0.00	919,564,498,150	0
9/2/01	1740	4.400	93.96443829	0.00	919,564,498,150	0
5/27/84	1750	4.400	94.5044638	0.00	924,849,351,588	0
6/2/86	1750	4.400	94.5044638	0.00	924,849,351,588	0
9/29/96	1750	4.400	94.5044638	0.10	924,849,351,588	924,849,352
7/9/91	1760	4.300	95.0444893	0.00	930,134,205,026	0
5/30/95	1770	4.300	95.58451481	0.00	935,419,058,463	0
9/4/01	1770	4.300	95.58451481	0.10	935,419,058,463	935,419,058
6/12/86	1780	4.200	96.12454032	0.00	940,703,911,901	0
5/4/91	1780	4.200	96.12454032	0.00	940,703,911,901	0
5/18/80	1800	4.200	97.20459133	0.00	951,273,618,776	0
6/27/91	1810	4.200	97.74461684	0.00	956,558,472,214	0
5/10/90	1820	4.200	98.28464235	0.00	961,843,325,652	0
5/11/94	1820	4.200	98.28464235	0.10	961,843,325,652	961,843,326
5/12/94	1830	4.100	98.82466786	0.00	967,128,179,089	0
6/7/91	1840	4.100	99.36469336	0.00	972,413,032,527	0
10/31/91	1840	4.100	99.36469336	0.00	972,413,032,527	0
5/5/04	1840	4.100	99.36469336	0.00	972,413,032,527	0
7/5/91	1860	4.100	100.4447444	0.10	982,982,739,402	982,982,739
5/21/04	1870	4.000	100.9847699	0.00	988,267,592,840	0
9/14/08	1890	4.000	102.0648209	0.00	998,837,299,715	0
6/3/91	1900	4.000	102.6048464	0.00	1,004,122,153,153	0
5/18/94	1900	4.000	102.6048464	0.00	1,004,122,153,153	0
10/24/94	1910	4.000	103.1448719	0.10	1,009,407,006,590	1,009,407,007
6/14/87	1920	3.900	103.6848974	0.00	1,014,691,860,028	0
6/29/91	1920	3.900	103.6848974	0.00	1,014,691,860,028	0
5/19/95	1930	3.900	104.2249229	0.00	1,019,976,713,466	0
5/20/84	1940	3.900	104.7649484	0.00	1,025,261,566,903	0

FINAL—Whiskey Chitto Creek (Subsegment 030501) Fecal Coliform Bacteria TMDL  
 Origination Date: October 5, 2010

Date	Observed flow (cfs)	Percent exceedance for observed flow	Adjusted flow for entire basin (cfs)	Width for area under curves (%)	Allowable load to meet standard (MPN/day)	Area under TMDL curve (MPN/day)
5/4/04	1940	3.900	104.7649484	0.00	1,025,261,566,903	0
5/7/09	1940	3.900	104.7649484	0.10	1,025,261,566,903	1,025,261,567
6/21/03	1950	3.800	105.3049739	0.00	1,030,546,420,341	0
6/12/91	1960	3.800	105.8449995	0.00	1,035,831,273,779	0
6/22/93	1960	3.800	105.8449995	0.00	1,035,831,273,779	0
5/26/97	1960	3.800	105.8449995	0.00	1,035,831,273,779	0
8/13/91	1970	3.800	106.385025	0.10	1,041,116,127,216	1,041,116,127
6/11/86	1980	3.700	106.9250505	0.00	1,046,400,980,654	0
6/15/87	1980	3.700	106.9250505	0.00	1,046,400,980,654	0
7/8/87	1980	3.700	106.9250505	0.00	1,046,400,980,654	0
5/27/97	1980	3.700	106.9250505	0.00	1,046,400,980,654	0
5/15/80	2000	3.700	108.0051015	0.00	1,056,970,687,529	0
5/23/80	2000	3.700	108.0051015	0.10	1,056,970,687,529	1,056,970,688
7/26/02	2020	3.600	109.0851525	0.00	1,067,540,394,404	0
6/28/91	2030	3.600	109.625178	0.00	1,072,825,247,842	0
9/16/07	2030	3.600	109.625178	0.00	1,072,825,247,842	0
10/27/84	2040	3.600	110.1652035	0.00	1,078,110,101,280	0
8/14/88	2040	3.600	110.1652035	0.00	1,078,110,101,280	0
7/27/02	2040	3.600	110.1652035	0.10	1,078,110,101,280	1,078,110,101
7/11/89	2050	3.500	110.705229	0.00	1,083,394,954,717	0
5/5/00	2050	3.500	110.705229	0.00	1,083,394,954,717	0
9/5/08	2050	3.500	110.705229	0.00	1,083,394,954,717	0
6/10/86	2070	3.500	111.78528	0.00	1,093,964,661,593	0
5/21/91	2070	3.500	111.78528	0.10	1,093,964,661,593	1,093,964,662
10/17/84	2080	3.400	112.3253055	0.00	1,099,249,515,030	0
7/11/87	2080	3.400	112.3253055	0.00	1,099,249,515,030	0
10/30/91	2090	3.400	112.865331	0.00	1,104,534,368,468	0
9/3/01	2110	3.400	113.9453821	0.00	1,115,104,075,343	0
5/3/91	2120	3.400	114.4854076	0.10	1,120,388,928,781	1,120,388,929
10/28/85	2130	3.300	115.0254331	0.00	1,125,673,782,219	0
6/30/04	2140	3.300	115.5654586	0.00	1,130,958,635,656	0
6/9/01	2150	3.300	116.1054841	0.00	1,136,243,489,094	0
6/13/91	2160	3.300	116.6455096	0.00	1,141,528,342,531	0
8/5/83	2170	3.300	117.1855351	0.00	1,146,813,195,969	0
9/19/98	2170	3.300	117.1855351	0.10	1,146,813,195,969	1,146,813,196
8/13/88	2180	3.200	117.7255606	0.00	1,152,098,049,407	0
9/4/08	2180	3.200	117.7255606	0.00	1,152,098,049,407	0
7/19/89	2210	3.200	119.3456371	0.00	1,167,952,609,720	0
5/17/94	2210	3.200	119.3456371	0.00	1,167,952,609,720	0
7/16/89	2220	3.200	119.8856626	0.10	1,173,237,463,157	1,173,237,463
6/11/91	2240	3.100	120.9657137	0.00	1,183,807,170,033	0
6/9/86	2250	3.100	121.5057392	0.00	1,189,092,023,470	0
7/8/91	2250	3.100	121.5057392	0.00	1,189,092,023,470	0
9/23/83	2270	3.100	122.5857902	0.00	1,199,661,730,346	0

FINAL—Whiskey Chitto Creek (Subsegment 030501) Fecal Coliform Bacteria TMDL  
 Origination Date: October 5, 2010

Date	Observed flow (cfs)	Percent exceedance for observed flow	Adjusted flow for entire basin (cfs)	Width for area under curves (%)	Allowable load to meet standard (MPN/day)	Area under TMDL curve (MPN/day)
7/28/02	2280	3.100	123.1258157	0.00	1,204,946,583,783	0
9/22/83	2290	3.100	123.6658412	0.00	1,210,231,437,221	0
9/24/83	2290	3.100	123.6658412	0.10	1,210,231,437,221	1,210,231,437
6/23/03	2320	3.000	125.2859177	0.00	1,226,085,997,534	0
7/17/89	2330	3.000	125.8259432	0.00	1,231,370,850,971	0
10/13/01	2330	3.000	125.8259432	0.00	1,231,370,850,971	0
6/22/03	2340	3.000	126.3659687	0.10	1,236,655,704,409	1,236,655,704
6/9/84	2360	2.900	127.4460197	0.00	1,247,225,411,284	0
5/5/93	2360	2.900	127.4460197	0.00	1,247,225,411,284	0
5/20/04	2360	2.900	127.4460197	0.00	1,247,225,411,284	0
7/6/91	2370	2.900	127.9860453	0.00	1,252,510,264,722	0
5/6/00	2370	2.900	127.9860453	0.00	1,252,510,264,722	0
5/17/91	2380	2.900	128.5260708	0.00	1,257,795,118,160	0
6/2/91	2380	2.900	128.5260708	0.10	1,257,795,118,160	1,257,795,118
5/6/89	2390	2.800	129.0660963	0.00	1,263,079,971,597	0
5/16/91	2390	2.800	129.0660963	0.00	1,263,079,971,597	0
6/24/03	2390	2.800	129.0660963	0.00	1,263,079,971,597	0
5/20/80	2400	2.800	129.6061218	0.10	1,268,364,825,035	1,268,364,825
8/12/88	2410	2.700	130.1461473	0.00	1,273,649,678,473	0
8/6/83	2420	2.700	130.6861728	0.00	1,278,934,531,910	0
5/7/89	2430	2.700	131.2261983	0.00	1,284,219,385,348	0
5/4/06	2430	2.700	131.2261983	0.00	1,284,219,385,348	0
5/31/91	2440	2.700	131.7662238	0.00	1,289,504,238,786	0
5/8/00	2450	2.700	132.3062493	0.10	1,294,789,092,223	1,294,789,092
5/7/00	2460	2.600	132.8462748	0.00	1,300,073,945,661	0
5/20/91	2470	2.600	133.3863003	0.00	1,305,358,799,099	0
8/12/91	2470	2.600	133.3863003	0.00	1,305,358,799,099	0
6/5/95	2480	2.600	133.9263258	0.00	1,310,643,652,536	0
5/17/80	2500	2.600	135.0063769	0.00	1,321,213,359,411	0
5/2/91	2500	2.600	135.0063769	0.10	1,321,213,359,411	1,321,213,359
7/7/91	2520	2.500	136.0864279	0.00	1,331,783,066,287	0
7/10/87	2530	2.500	136.6264534	0.00	1,337,067,919,724	0
6/1/91	2540	2.500	137.1664789	0.00	1,342,352,773,162	0
7/18/89	2620	2.500	141.4866829	0.00	1,384,631,600,663	0
5/1/91	2640	2.500	142.566734	0.10	1,395,201,307,538	1,395,201,308
10/23/94	2650	2.400	143.1067595	0.00	1,400,486,160,976	0
10/17/06	2660	2.400	143.646785	0.00	1,405,771,014,414	0
5/19/91	2680	2.400	144.726836	0.00	1,416,340,721,289	0
5/4/93	2690	2.400	145.2668615	0.00	1,421,625,574,727	0
5/3/06	2720	2.400	146.886938	0.00	1,437,480,135,040	0
5/6/09	2720	2.400	146.886938	0.10	1,437,480,135,040	1,437,480,135
5/18/89	2760	2.300	149.04704	0.00	1,458,619,548,790	0
5/18/91	2760	2.300	149.04704	0.00	1,458,619,548,790	0
10/27/02	2770	2.300	149.5870656	0.00	1,463,904,402,228	0

FINAL—Whiskey Chitto Creek (Subsegment 030501) Fecal Coliform Bacteria TMDL  
 Origination Date: October 5, 2010

Date	Observed flow (cfs)	Percent exceedance for observed flow	Adjusted flow for entire basin (cfs)	Width for area under curves (%)	Allowable load to meet standard (MPN/day)	Area under TMDL curve (MPN/day)
5/12/04	2770	2.300	149.5870656	0.00	1,463,904,402,228	0
6/27/89	2820	2.300	152.2871931	0.00	1,490,328,669,416	0
10/21/94	2820	2.300	152.2871931	0.10	1,490,328,669,416	1,490,328,669
9/17/08	2860	2.200	154.4472951	0.00	1,511,468,083,167	0
5/2/93	2870	2.200	154.9873206	0.00	1,516,752,936,604	0
7/10/89	2880	2.200	155.5273461	0.00	1,522,037,790,042	0
10/22/94	2880	2.200	155.5273461	0.10	1,522,037,790,042	1,522,037,790
5/4/09	2890	2.100	156.0673716	0.00	1,527,322,643,480	0
5/5/91	2910	2.100	157.1474227	0.00	1,537,892,350,355	0
6/11/84	2950	2.100	159.3075247	0.00	1,559,031,764,106	0
5/3/93	2950	2.100	159.3075247	0.00	1,559,031,764,106	0
5/16/80	3000	2.100	162.0076522	0.00	1,585,456,031,294	0
5/14/91	3000	2.100	162.0076522	0.10	1,585,456,031,294	1,585,456,031
5/26/84	3050	2.000	164.7077798	0.00	1,611,880,298,482	0
10/7/95	3060	2.000	165.2478053	0.00	1,617,165,151,920	0
5/5/09	3060	2.000	165.2478053	0.00	1,617,165,151,920	0
10/4/95	3090	2.000	166.8678818	0.00	1,633,019,712,233	0
5/7/91	3170	2.000	171.1880858	0.10	1,675,298,539,734	1,675,298,540
10/20/94	3180	1.900	171.7281114	0.00	1,680,583,393,171	0
6/10/01	3180	1.900	171.7281114	0.00	1,680,583,393,171	0
10/31/06	3190	1.900	172.2681369	0.00	1,685,868,246,609	0
7/9/87	3200	1.900	172.8081624	0.00	1,691,153,100,047	0
6/11/01	3340	1.900	180.3685195	0.00	1,765,141,048,174	0
5/6/91	3360	1.900	181.4485705	0.10	1,775,710,755,049	1,775,710,755
6/10/84	3400	1.800	183.6086725	0.00	1,796,850,168,800	0
10/18/01	3400	1.800	183.6086725	0.00	1,796,850,168,800	0
10/19/94	3440	1.800	185.7687745	0.00	1,817,989,582,550	0
10/27/06	3490	1.800	188.4689021	0.00	1,844,413,849,738	0
5/21/83	3500	1.800	189.0089276	0.10	1,849,698,703,176	1,849,698,703
6/10/81	3550	1.700	191.7090551	0.00	1,876,122,970,364	0
6/4/95	3550	1.700	191.7090551	0.00	1,876,122,970,364	0
6/29/04	3570	1.700	192.7891061	0.00	1,886,692,677,240	0
5/8/91	3610	1.700	194.9492082	0.00	1,907,832,090,990	0
10/24/06	3640	1.700	196.5692847	0.00	1,923,686,651,303	0
5/22/80	3700	1.700	199.8094377	0.10	1,955,395,771,929	1,955,395,772
10/30/06	3740	1.600	201.9695398	0.00	1,976,535,185,680	0
5/19/04	3780	1.600	204.1296418	0.00	1,997,674,599,430	0
9/18/98	3820	1.600	206.2897438	0.00	2,018,814,013,181	0
10/29/06	3850	1.600	207.9098204	0.00	2,034,668,573,494	0
7/9/89	3920	1.600	211.6899989	0.10	2,071,662,547,557	2,071,662,548
10/18/06	3940	1.500	212.7700499	0.00	2,082,232,254,432	0
5/21/80	4000	1.500	216.010203	0.00	2,113,941,375,058	0
6/25/04	4030	1.500	217.6302795	0.00	2,129,795,935,371	0
9/13/98	4110	1.500	221.9504835	0.00	2,172,074,762,872	0

FINAL—Whiskey Chitto Creek (Subsegment 030501) Fecal Coliform Bacteria TMDL  
 Origination Date: October 5, 2010

Date	Observed flow (cfs)	Percent exceedance for observed flow	Adjusted flow for entire basin (cfs)	Width for area under curves (%)	Allowable load to meet standard (MPN/day)	Area under TMDL curve (MPN/day)
10/5/95	4170	1.500	225.1906366	0.00	2,203,783,883,498	0
5/21/84	4290	1.500	231.6709427	0.10	2,267,202,124,750	2,267,202,125
5/26/83	4320	1.400	233.2910192	0.00	2,283,056,685,063	0
10/6/95	4500	1.400	243.0114783	0.00	2,378,184,046,941	0
6/3/95	4520	1.400	244.0915293	0.00	2,388,753,753,816	0
10/28/06	4560	1.400	246.2516314	0.00	2,409,893,167,566	0
10/26/84	4600	1.400	248.4117334	0.10	2,431,032,581,317	2,431,032,581
5/31/95	4800	1.300	259.2122436	0.00	2,536,729,650,070	0
5/23/89	4820	1.300	260.2922946	0.00	2,547,299,356,945	0
5/22/83	4850	1.300	261.9123711	0.00	2,563,153,917,258	0
5/25/84	4920	1.300	265.6925496	0.00	2,600,147,891,322	0
6/26/04	5000	1.300	270.0127537	0.00	2,642,426,718,823	0
10/29/85	5120	1.300	276.4930598	0.10	2,705,844,960,075	2,705,844,960
6/28/04	5140	1.200	277.5731108	0.00	2,716,414,666,950	0
6/6/81	5180	1.200	279.7332128	0.00	2,737,554,080,701	0
5/18/04	5350	1.200	288.9136465	0.00	2,827,396,589,141	0
5/23/83	5420	1.200	292.693825	0.00	2,864,390,563,204	0
6/2/95	5470	1.200	295.3939526	0.10	2,890,814,830,392	2,890,814,830
5/22/84	5590	1.100	301.8742586	0.00	2,954,233,071,644	0
6/9/81	5600	1.100	302.4142841	0.00	2,959,517,925,082	0
10/21/84	5610	1.100	302.9543097	0.00	2,964,802,778,519	0
5/13/91	5630	1.100	304.0343607	0.00	2,975,372,485,395	0
6/27/04	5640	1.100	304.5743862	0.00	2,980,657,338,832	0
6/1/95	5750	1.100	310.5146668	0.10	3,038,790,726,646	3,038,790,727
7/8/89	5850	1.000	315.9149218	0.00	3,091,639,261,023	0
9/17/98	5900	1.000	318.6150494	0.00	3,118,063,528,211	0
9/16/08	5980	1.000	322.9352534	0.00	3,160,342,355,712	0
5/23/84	6240	1.000	336.9759166	0.00	3,297,748,545,091	0
5/24/84	6300	1.000	340.2160697	0.10	3,329,457,665,717	3,329,457,666
10/28/02	6450	0.900	348.3164523	0.00	3,408,730,467,282	0
5/9/91	6560	0.900	354.2567329	0.00	3,466,863,855,096	0
10/19/06	6570	0.900	354.7967584	0.00	3,472,148,708,533	0
10/23/06	6750	0.900	364.5172175	0.00	3,567,276,070,411	0
5/25/83	6810	0.900	367.7573705	0.00	3,598,985,191,037	0
5/24/83	6970	0.900	376.3977787	0.10	3,683,542,846,039	3,683,542,846
10/17/01	6980	0.800	376.9378042	0.00	3,688,827,699,477	0
5/17/04	7020	0.800	379.0979062	0.00	3,709,967,113,227	0
10/25/84	7070	0.800	381.7980337	0.00	3,736,391,380,416	0
9/15/08	7170	0.800	387.1982888	0.00	3,789,239,914,792	0
5/13/04	7180	0.800	387.7383143	0.10	3,794,524,768,230	3,794,524,768
7/7/89	7250	0.700	391.5184929	0.00	3,831,518,742,293	0
5/22/89	7600	0.700	410.4193856	0.00	4,016,488,612,611	0
9/16/98	7750	0.700	418.5197682	0.00	4,095,761,414,176	0
9/14/98	7780	0.700	420.1398448	0.00	4,111,615,974,488	0



FINAL—Whiskey Chitto Creek (Subsegment 030501) Fecal Coliform Bacteria TMDL  
 Origination Date: October 5, 2010

Date	Observed flow (cfs)	Percent exceedance for observed flow	Adjusted flow for entire basin (cfs)	Width for area under curves (%)	Allowable load to meet standard (MPN/day)	Area under TMDL curve (MPN/day)
5/12/91	7840	0.700	423.3799978	0.00	4,143,325,095,114	0
6/8/81	8120	0.700	438.500712	0.00	4,291,300,991,368	0
10/20/06	8120	0.700	438.500712	0.10	4,291,300,991,368	4,291,300,991
10/31/02	8230	0.600	444.4409926	0.00	4,349,434,379,183	0
10/21/06	8240	0.600	444.9810181	0.00	4,354,719,232,620	0
7/6/89	8300	0.600	448.2211711	0.00	4,386,428,353,246	0
9/15/98	8850	0.600	477.9225741	0.10	4,677,095,292,317	4,677,095,292
10/22/06	8920	0.500	481.7027526	0.00	4,714,089,266,380	0
5/16/04	8960	0.500	483.8628546	0.00	4,735,228,680,131	0
6/7/81	9160	0.500	494.6633648	0.00	4,840,925,748,884	0
10/24/84	9470	0.500	511.4041555	0.00	5,004,756,205,451	0
5/10/91	9790	0.500	528.6849718	0.00	5,173,871,515,455	0
7/3/89	9840	0.500	531.3850993	0.10	5,200,295,782,643	5,200,295,783
5/11/91	10000	0.400	540.0255074	0.00	5,284,853,437,646	0
10/16/01	10100	0.400	545.4257625	0.00	5,337,701,972,022	0
10/29/02	10700	0.400	577.8272929	0.00	5,654,793,178,281	0
5/21/89	10900	0.400	588.6278031	0.00	5,760,490,247,034	0
7/5/89	11000	0.400	594.0280582	0.10	5,813,338,781,410	5,813,338,781
7/4/89	11300	0.300	610.2288234	0.00	5,971,884,384,540	0
10/14/01	11400	0.300	615.6290784	0.00	6,024,732,918,916	0
5/19/89	11500	0.300	621.0293335	0.00	6,077,581,453,293	0
10/30/02	11600	0.300	626.4295886	0.00	6,130,429,987,669	0
10/30/85	11800	0.300	637.2300987	0.00	6,236,127,056,422	0
5/15/04	13000	0.300	702.0331596	0.10	6,870,309,468,940	6,870,309,469
7/2/89	14000	0.200	756.0357104	0.00	7,398,794,812,704	0
5/14/04	15200	0.200	820.8387713	0.00	8,032,977,225,222	0
10/23/84	16900	0.200	912.6431075	0.00	8,931,402,309,621	0
10/15/01	16900	0.200	912.6431075	0.00	8,931,402,309,621	0
10/31/85	18500	0.200	999.0471887	0.00	9,776,978,859,645	0
5/20/89	18500	0.200	999.0471887	0.10	9,776,978,859,645	9,776,978,860
7/1/89	25000	0.100	1350.063769	0.00	13,212,133,594,115	0
6/28/89	27200	0.100	1468.86938	0.00	14,374,801,350,397	0
10/22/84	30000	0.100	1620.076522	0.00	15,854,560,312,937	0
6/30/89	36200	0.100	1954.892337	0.10	19,131,169,444,278	19,131,169,444
6/29/89	45500	0.000	2457.116059	0.00	24,046,083,141,288	0

**Table C-4. Summary of winter reductions**

Date	Observed Concentration (MPN/100 mL)	Area weighted flow on sampling day (cfs)	Percent exceedance for flow on sampling day	Current load (MPN/day)	Reduced load (MPN/day)	Allowable load with MOS incorporated (MPN/day)	Reduced load less than or equal to allow load?
11/26/2007	2,400	17.22681369	75.4	1.012E+12	6.743E+11	6.743E+11	Yes
2/18/2008	1,700	182.5286215	5.5	7.592E+12	5.061E+12	7.145E+12	Yes
3/12/2008	1,700	102.0648209	14.3	4.245E+12	2.830E+12	3.995E+12	Yes
4/23/2008	500	12.36658412	88.1	1.513E+11	1.009E+11	4.841E+11	Yes
1/30/2008	280	44.12008396	34.9	3.022E+11	2.015E+11	1.727E+12	Yes
12/12/2007	70	9.072428524	95.8	1.554E+10	1.036E+10	3.551E+11	Yes

**Table C-5. Load duration curve winter statistics**

Total No. of samples =	6	
MOS =	20%	
WQ standard for =	2,000	MPN/100 mL
Percent Reduction Required =	33.3	
Allowable percentage of exceedences =	0%	
No. of exceedences after reductions =	0	
Sum of flow on sampling day	367	cfs
Sum of current loads	1.332E+13	MPN/d
Flow weighted avg conc	1,482	MPN/100 mL
Average flow	60	cfs
Existing total load	2.159E+12	MPN/d
Existing point source load	2.168E+10	MPN/d
Existing remaining load	2.138E+12	MPN/d
Total allowable loading	2.945E+12	MPN/d
Explicit MOS (20%)	5.890E+11	MPN/d
WLA	2.168E+10	MPN/d
LA	2.334E+12	MPN/d
USGS drainage area (mi <sup>2</sup> ) =	510	
SS drainage area (mi <sup>2</sup> ) =	27.54	

**Table C-6. Flow duration curve winter values**

Date	Observed flow (cfs)	Percent exceedance for observed flow	Adjusted flow for entire basin (cfs)	Width for area under curves (%)	Allowable load to meet standard (MPN/day)	Area under TMDL curve (MPN/day)
						2,945,040,069,089
11/1/00	99	100.000	5.346252523	0.00	261,600,245,163	0
11/3/00	102	100.000	5.508260176	0.00	269,527,525,320	0
11/2/00	103	100.000	5.562262726	0.00	272,169,952,039	0
11/4/00	105	100.000	5.670267828	0.00	277,454,805,476	0
11/6/07	106	100.000	5.724270379	0.00	280,097,232,195	0
11/7/07	106	100.000	5.724270379	0.10	280,097,232,195	280,097,232
11/3/07	107	99.900	5.778272929	0.00	282,739,658,914	0
11/4/07	107	99.900	5.778272929	0.00	282,739,658,914	0
11/5/07	107	99.900	5.778272929	0.00	282,739,658,914	0
11/8/07	107	99.900	5.778272929	0.00	282,739,658,914	0
11/2/07	108	99.900	5.83227548	0.00	285,382,085,633	0
11/9/07	108	99.900	5.83227548	0.00	285,382,085,633	0
11/10/07	108	99.900	5.83227548	0.00	285,382,085,633	0
11/11/07	108	99.900	5.83227548	0.10	285,382,085,633	285,382,086
11/1/07	109	99.800	5.886278031	0.00	288,024,512,352	0
11/12/07	110	99.800	5.940280582	0.00	290,666,939,071	0
11/15/07	111	99.800	5.994283132	0.10	293,309,365,789	293,309,366
11/13/07	112	99.700	6.048285683	0.00	295,951,792,508	0
11/14/07	112	99.700	6.048285683	0.00	295,951,792,508	0
11/16/07	114	99.700	6.156290784	0.00	301,236,645,946	0
11/17/07	115	99.700	6.210293335	0.00	303,879,072,665	0
11/5/00	126	99.700	6.804321393	0.10	332,945,766,572	332,945,767
3/9/00	129	99.600	6.966329046	0.00	340,873,046,728	0
3/10/00	129	99.600	6.966329046	0.00	340,873,046,728	0
3/7/00	131	99.600	7.074334147	0.00	346,157,900,166	0
3/8/00	131	99.600	7.074334147	0.00	346,157,900,166	0
11/1/08	131	99.600	7.074334147	0.10	346,157,900,166	346,157,900
3/6/00	132	99.500	7.128336698	0.00	348,800,326,885	0
11/2/08	132	99.500	7.128336698	0.00	348,800,326,885	0
11/3/08	132	99.500	7.128336698	0.00	348,800,326,885	0
11/18/07	133	99.500	7.182339249	0.00	351,442,753,603	0
11/4/08	133	99.500	7.182339249	0.00	351,442,753,603	0
11/1/82	134	99.500	7.236341799	0.00	354,085,180,322	0
11/24/99	134	99.500	7.236341799	0.00	354,085,180,322	0
3/5/00	134	99.500	7.236341799	0.00	354,085,180,322	0
11/5/08	134	99.500	7.236341799	0.00	354,085,180,322	0
11/6/08	134	99.500	7.236341799	0.10	354,085,180,322	354,085,180
11/17/99	135	99.400	7.29034435	0.00	356,727,607,041	0
11/18/99	135	99.400	7.29034435	0.00	356,727,607,041	0
11/19/99	135	99.400	7.29034435	0.00	356,727,607,041	0
11/23/99	135	99.400	7.29034435	0.00	356,727,607,041	0
3/4/00	135	99.400	7.29034435	0.10	356,727,607,041	356,727,607

FINAL—Whiskey Chitto Creek (Subsegment 030501) Fecal Coliform Bacteria TMDL  
 Origination Date: October 5, 2010

Date	Observed flow (cfs)	Percent exceedance for observed flow	Adjusted flow for entire basin (cfs)	Width for area under curves (%)	Allowable load to meet standard (MPN/day)	Area under TMDL curve (MPN/day)
11/16/99	136	99.300	7.344346901	0.00	359,370,033,760	0
11/20/99	136	99.300	7.344346901	0.10	359,370,033,760	359,370,034
11/13/99	137	99.200	7.398349452	0.00	362,012,460,479	0
11/14/99	137	99.200	7.398349452	0.00	362,012,460,479	0
11/15/99	137	99.200	7.398349452	0.00	362,012,460,479	0
11/22/99	137	99.200	7.398349452	0.00	362,012,460,479	0
3/3/00	137	99.200	7.398349452	0.10	362,012,460,479	362,012,460
11/2/82	138	99.100	7.452352002	0.00	364,654,887,198	0
11/12/99	138	99.100	7.452352002	0.00	364,654,887,198	0
11/21/99	138	99.100	7.452352002	0.00	364,654,887,198	0
2/28/00	138	99.100	7.452352002	0.00	364,654,887,198	0
3/11/00	138	99.100	7.452352002	0.10	364,654,887,198	364,654,887
11/13/82	139	99.000	7.506354553	0.00	367,297,313,916	0
11/14/82	139	99.000	7.506354553	0.00	367,297,313,916	0
11/11/99	139	99.000	7.506354553	0.00	367,297,313,916	0
2/27/00	139	99.000	7.506354553	0.00	367,297,313,916	0
11/7/08	139	99.000	7.506354553	0.00	367,297,313,916	0
11/15/82	140	99.000	7.560357104	0.00	369,939,740,635	0
11/10/99	140	99.000	7.560357104	0.00	369,939,740,635	0
2/26/00	140	99.000	7.560357104	0.00	369,939,740,635	0
2/29/00	140	99.000	7.560357104	0.00	369,939,740,635	0
11/8/08	140	99.000	7.560357104	0.00	369,939,740,635	0
11/9/08	140	99.000	7.560357104	0.20	369,939,740,635	739,879,481
11/16/82	141	98.800	7.614359654	0.00	372,582,167,354	0
2/20/00	141	98.800	7.614359654	0.00	372,582,167,354	0
2/25/00	141	98.800	7.614359654	0.00	372,582,167,354	0
3/2/00	141	98.800	7.614359654	0.00	372,582,167,354	0
4/22/06	141	98.800	7.614359654	0.00	372,582,167,354	0
11/10/08	141	98.800	7.614359654	0.10	372,582,167,354	372,582,167
11/12/82	142	98.700	7.668362205	0.00	375,224,594,073	0
11/8/99	142	98.700	7.668362205	0.00	375,224,594,073	0
11/9/99	142	98.700	7.668362205	0.00	375,224,594,073	0
11/25/99	142	98.700	7.668362205	0.00	375,224,594,073	0
12/2/99	142	98.700	7.668362205	0.00	375,224,594,073	0
2/19/00	142	98.700	7.668362205	0.10	375,224,594,073	375,224,594
11/7/99	143	98.600	7.722364756	0.00	377,867,020,792	0
2/21/00	143	98.600	7.722364756	0.00	377,867,020,792	0
3/1/00	143	98.600	7.722364756	0.00	377,867,020,792	0
4/20/06	143	98.600	7.722364756	0.00	377,867,020,792	0
4/21/06	143	98.600	7.722364756	0.10	377,867,020,792	377,867,021
11/3/82	144	98.500	7.776367307	0.00	380,509,447,510	0
11/2/99	144	98.500	7.776367307	0.00	380,509,447,510	0
11/26/99	144	98.500	7.776367307	0.00	380,509,447,510	0
12/3/99	144	98.500	7.776367307	0.00	380,509,447,510	0

FINAL—Whiskey Chitto Creek (Subsegment 030501) Fecal Coliform Bacteria TMDL  
 Origination Date: October 5, 2010

Date	Observed flow (cfs)	Percent exceedance for observed flow	Adjusted flow for entire basin (cfs)	Width for area under curves (%)	Allowable load to meet standard (MPN/day)	Area under TMDL curve (MPN/day)
12/4/99	144	98.500	7.776367307	0.00	380,509,447,510	0
2/16/00	144	98.500	7.776367307	0.10	380,509,447,510	380,509,448
11/24/81	145	98.400	7.830369857	0.00	383,151,874,229	0
11/25/81	145	98.400	7.830369857	0.00	383,151,874,229	0
11/26/81	145	98.400	7.830369857	0.00	383,151,874,229	0
11/27/81	145	98.400	7.830369857	0.00	383,151,874,229	0
11/11/82	145	98.400	7.830369857	0.00	383,151,874,229	0
12/1/99	145	98.400	7.830369857	0.00	383,151,874,229	0
2/15/00	145	98.400	7.830369857	0.00	383,151,874,229	0
2/18/00	145	98.400	7.830369857	0.00	383,151,874,229	0
2/24/00	145	98.400	7.830369857	0.00	383,151,874,229	0
3/12/00	145	98.400	7.830369857	0.00	383,151,874,229	0
4/19/06	145	98.400	7.830369857	0.20	383,151,874,229	766,303,748
11/21/81	146	98.200	7.884372408	0.00	385,794,300,948	0
11/22/81	146	98.200	7.884372408	0.00	385,794,300,948	0
11/23/81	146	98.200	7.884372408	0.00	385,794,300,948	0
11/1/99	146	98.200	7.884372408	0.00	385,794,300,948	0
11/6/99	146	98.200	7.884372408	0.00	385,794,300,948	0
2/9/00	146	98.200	7.884372408	0.00	385,794,300,948	0
2/14/00	146	98.200	7.884372408	0.00	385,794,300,948	0
2/17/00	146	98.200	7.884372408	0.10	385,794,300,948	385,794,301
11/28/81	147	98.100	7.938374959	0.00	388,436,727,667	0
11/27/99	147	98.100	7.938374959	0.00	388,436,727,667	0
1/25/00	147	98.100	7.938374959	0.00	388,436,727,667	0
1/26/00	147	98.100	7.938374959	0.00	388,436,727,667	0
2/10/00	147	98.100	7.938374959	0.00	388,436,727,667	0
11/11/05	147	98.100	7.938374959	0.00	388,436,727,667	0
11/12/05	147	98.100	7.938374959	0.00	388,436,727,667	0
11/13/05	147	98.100	7.938374959	0.00	388,436,727,667	0
11/14/05	147	98.100	7.938374959	0.00	388,436,727,667	0
4/23/06	147	98.100	7.938374959	0.20	388,436,727,667	776,873,455
11/20/81	148	97.900	7.99237751	0.00	391,079,154,386	0
1/24/00	148	97.900	7.99237751	0.00	391,079,154,386	0
1/27/00	148	97.900	7.99237751	0.00	391,079,154,386	0
2/7/00	148	97.900	7.99237751	0.00	391,079,154,386	0
2/8/00	148	97.900	7.99237751	0.00	391,079,154,386	0
11/10/05	148	97.900	7.99237751	0.00	391,079,154,386	0
4/18/06	148	97.900	7.99237751	0.20	391,079,154,386	782,158,309
11/3/99	149	97.700	8.04638006	0.00	393,721,581,105	0
1/23/00	149	97.700	8.04638006	0.00	393,721,581,105	0
2/13/00	149	97.700	8.04638006	0.00	393,721,581,105	0
11/15/05	149	97.700	8.04638006	0.00	393,721,581,105	0
11/11/08	149	97.700	8.04638006	0.00	393,721,581,105	0
11/19/81	150	97.700	8.100382611	0.00	396,364,007,823	0

FINAL—Whiskey Chitto Creek (Subsegment 030501) Fecal Coliform Bacteria TMDL  
 Origination Date: October 5, 2010

Date	Observed flow (cfs)	Percent exceedance for observed flow	Adjusted flow for entire basin (cfs)	Width for area under curves (%)	Allowable load to meet standard (MPN/day)	Area under TMDL curve (MPN/day)
11/10/82	150	97.700	8.100382611	0.00	396,364,007,823	0
11/5/99	150	97.700	8.100382611	0.00	396,364,007,823	0
1/28/00	150	97.700	8.100382611	0.00	396,364,007,823	0
1/29/00	150	97.700	8.100382611	0.00	396,364,007,823	0
2/6/00	150	97.700	8.100382611	0.00	396,364,007,823	0
11/9/05	150	97.700	8.100382611	0.00	396,364,007,823	0
11/16/05	150	97.700	8.100382611	0.20	396,364,007,823	792,728,016
11/28/99	151	97.500	8.154385162	0.00	399,006,434,542	0
11/30/99	151	97.500	8.154385162	0.00	399,006,434,542	0
1/20/00	151	97.500	8.154385162	0.00	399,006,434,542	0
1/21/00	151	97.500	8.154385162	0.00	399,006,434,542	0
1/22/00	151	97.500	8.154385162	0.00	399,006,434,542	0
2/5/00	151	97.500	8.154385162	0.00	399,006,434,542	0
2/11/00	151	97.500	8.154385162	0.00	399,006,434,542	0
2/12/00	151	97.500	8.154385162	0.00	399,006,434,542	0
11/17/05	151	97.500	8.154385162	0.00	399,006,434,542	0
4/17/06	151	97.500	8.154385162	0.20	399,006,434,542	798,012,869
12/10/81	152	97.300	8.208387713	0.00	401,648,861,261	0
12/11/81	152	97.300	8.208387713	0.00	401,648,861,261	0
11/17/82	152	97.300	8.208387713	0.00	401,648,861,261	0
1/18/00	152	97.300	8.208387713	0.00	401,648,861,261	0
1/19/00	152	97.300	8.208387713	0.00	401,648,861,261	0
2/23/00	152	97.300	8.208387713	0.10	401,648,861,261	401,648,861
11/29/81	153	97.200	8.262390263	0.00	404,291,287,980	0
11/29/99	153	97.200	8.262390263	0.00	404,291,287,980	0
1/17/00	153	97.200	8.262390263	0.00	404,291,287,980	0
11/8/05	153	97.200	8.262390263	0.10	404,291,287,980	404,291,288
11/18/81	154	97.100	8.316392814	0.00	406,933,714,699	0
12/9/81	154	97.100	8.316392814	0.00	406,933,714,699	0
12/12/81	154	97.100	8.316392814	0.00	406,933,714,699	0
2/22/00	154	97.100	8.316392814	0.00	406,933,714,699	0
4/16/06	154	97.100	8.316392814	0.10	406,933,714,699	406,933,715
11/15/80	155	97.000	8.370395365	0.00	409,576,141,418	0
11/16/80	155	97.000	8.370395365	0.00	409,576,141,418	0
11/4/99	155	97.000	8.370395365	0.00	409,576,141,418	0
2/4/00	155	97.000	8.370395365	0.00	409,576,141,418	0
11/4/82	156	97.000	8.424397916	0.00	412,218,568,136	0
12/5/99	156	97.000	8.424397916	0.00	412,218,568,136	0
1/16/00	156	97.000	8.424397916	0.00	412,218,568,136	0
11/2/05	156	97.000	8.424397916	0.00	412,218,568,136	0
4/15/06	156	97.000	8.424397916	0.10	412,218,568,136	412,218,568
11/9/82	157	96.900	8.478400466	0.00	414,860,994,855	0
1/15/00	157	96.900	8.478400466	0.00	414,860,994,855	0
1/30/00	157	96.900	8.478400466	0.00	414,860,994,855	0

FINAL—Whiskey Chitto Creek (Subsegment 030501) Fecal Coliform Bacteria TMDL  
 Origination Date: October 5, 2010

Date	Observed flow (cfs)	Percent exceedance for observed flow	Adjusted flow for entire basin (cfs)	Width for area under curves (%)	Allowable load to meet standard (MPN/day)	Area under TMDL curve (MPN/day)
11/1/05	157	96.900	8.478400466	0.00	414,860,994,855	0
11/3/05	157	96.900	8.478400466	0.10	414,860,994,855	414,860,995
11/17/81	158	96.800	8.532403017	0.00	417,503,421,574	0
11/7/87	158	96.800	8.532403017	0.00	417,503,421,574	0
2/3/00	158	96.800	8.532403017	0.00	417,503,421,574	0
11/7/05	158	96.800	8.532403017	0.00	417,503,421,574	0
4/14/06	158	96.800	8.532403017	0.10	417,503,421,574	417,503,422
12/8/81	159	96.700	8.586405568	0.00	420,145,848,293	0
11/6/87	159	96.700	8.586405568	0.00	420,145,848,293	0
1/14/00	159	96.700	8.586405568	0.00	420,145,848,293	0
11/25/05	159	96.700	8.586405568	0.10	420,145,848,293	420,145,848
11/14/80	160	96.600	8.640408119	0.00	422,788,275,012	0
11/17/80	160	96.600	8.640408119	0.00	422,788,275,012	0
12/15/81	160	96.600	8.640408119	0.00	422,788,275,012	0
11/30/81	161	96.600	8.694410669	0.00	425,430,701,730	0
11/5/87	161	96.600	8.694410669	0.00	425,430,701,730	0
11/8/87	161	96.600	8.694410669	0.00	425,430,701,730	0
12/6/99	161	96.600	8.694410669	0.00	425,430,701,730	0
11/24/05	161	96.600	8.694410669	0.00	425,430,701,730	0
4/13/06	161	96.600	8.694410669	0.20	425,430,701,730	850,861,403
12/2/81	162	96.400	8.74841322	0.00	428,073,128,449	0
12/12/99	163	96.400	8.802415771	0.00	430,715,555,168	0
1/13/00	163	96.400	8.802415771	0.00	430,715,555,168	0
11/8/03	163	96.400	8.802415771	0.00	430,715,555,168	0
11/9/03	163	96.400	8.802415771	0.00	430,715,555,168	0
11/10/03	163	96.400	8.802415771	0.00	430,715,555,168	0
11/13/03	163	96.400	8.802415771	0.00	430,715,555,168	0
11/14/03	163	96.400	8.802415771	0.00	430,715,555,168	0
11/15/03	163	96.400	8.802415771	0.10	430,715,555,168	430,715,555
12/1/81	164	96.300	8.856418322	0.00	433,357,981,887	0
12/7/81	164	96.300	8.856418322	0.00	433,357,981,887	0
11/4/87	164	96.300	8.856418322	0.00	433,357,981,887	0
12/11/99	164	96.300	8.856418322	0.00	433,357,981,887	0
12/13/99	164	96.300	8.856418322	0.00	433,357,981,887	0
11/7/03	164	96.300	8.856418322	0.00	433,357,981,887	0
11/11/03	164	96.300	8.856418322	0.00	433,357,981,887	0
11/12/03	164	96.300	8.856418322	0.00	433,357,981,887	0
11/6/05	164	96.300	8.856418322	0.00	433,357,981,887	0
11/23/05	164	96.300	8.856418322	0.00	433,357,981,887	0
11/26/05	164	96.300	8.856418322	0.00	433,357,981,887	0
4/12/06	164	96.300	8.856418322	0.20	433,357,981,887	866,715,964
11/13/80	165	96.100	8.910420872	0.00	436,000,408,606	0
2/2/00	165	96.100	8.910420872	0.00	436,000,408,606	0
11/5/03	165	96.100	8.910420872	0.00	436,000,408,606	0

FINAL—Whiskey Chitto Creek (Subsegment 030501) Fecal Coliform Bacteria TMDL  
 Origination Date: October 5, 2010

Date	Observed flow (cfs)	Percent exceedance for observed flow	Adjusted flow for entire basin (cfs)	Width for area under curves (%)	Allowable load to meet standard (MPN/day)	Area under TMDL curve (MPN/day)
11/6/03	165	96.100	8.910420872	0.10	436,000,408,606	436,000,409
12/14/81	166	96.000	8.964423423	0.00	438,642,835,325	0
11/3/87	166	96.000	8.964423423	0.00	438,642,835,325	0
1/12/00	166	96.000	8.964423423	0.00	438,642,835,325	0
11/4/03	166	96.000	8.964423423	0.00	438,642,835,325	0
11/27/05	166	96.000	8.964423423	0.00	438,642,835,325	0
4/11/06	166	96.000	8.964423423	0.10	438,642,835,325	438,642,835
1/2/00	167	95.900	9.018425974	0.00	441,285,262,043	0
1/3/00	167	95.900	9.018425974	0.00	441,285,262,043	0
11/4/05	167	95.900	9.018425974	0.00	441,285,262,043	0
11/18/05	167	95.900	9.018425974	0.00	441,285,262,043	0
12/13/07	167	95.900	9.018425974	0.00	441,285,262,043	0
12/14/07	167	95.900	9.018425974	0.10	441,285,262,043	441,285,262
11/3/81	168	95.800	9.072428524	0.00	443,927,688,762	0
11/16/81	168	95.800	9.072428524	0.00	443,927,688,762	0
1/11/00	168	95.800	9.072428524	0.00	443,927,688,762	0
11/3/03	168	95.800	9.072428524	0.00	443,927,688,762	0
12/12/07	168	95.800	9.072428524	0.10	443,927,688,762	443,927,689
11/2/03	169	95.700	9.126431075	0.00	446,570,115,481	0
11/16/03	169	95.700	9.126431075	0.00	446,570,115,481	0
11/19/07	169	95.700	9.126431075	0.00	446,570,115,481	0
12/11/07	169	95.700	9.126431075	0.10	446,570,115,481	446,570,115
11/11/80	170	95.600	9.180433626	0.00	449,212,542,200	0
11/12/80	170	95.600	9.180433626	0.00	449,212,542,200	0
11/18/80	170	95.600	9.180433626	0.00	449,212,542,200	0
4/22/81	170	95.600	9.180433626	0.00	449,212,542,200	0
11/8/82	170	95.600	9.180433626	0.00	449,212,542,200	0
11/2/87	170	95.600	9.180433626	0.00	449,212,542,200	0
1/1/00	170	95.600	9.180433626	0.00	449,212,542,200	0
11/6/00	170	95.600	9.180433626	0.00	449,212,542,200	0
12/10/07	170	95.600	9.180433626	0.20	449,212,542,200	898,425,084
12/6/81	171	95.400	9.234436177	0.00	451,854,968,919	0
12/30/81	171	95.400	9.234436177	0.00	451,854,968,919	0
1/4/00	171	95.400	9.234436177	0.00	451,854,968,919	0
1/10/00	171	95.400	9.234436177	0.00	451,854,968,919	0
11/1/03	171	95.400	9.234436177	0.00	451,854,968,919	0
11/28/05	171	95.400	9.234436177	0.00	451,854,968,919	0
4/10/06	171	95.400	9.234436177	0.10	451,854,968,919	451,854,969
12/13/81	172	95.300	9.288438727	0.00	454,497,395,638	0
11/22/05	172	95.300	9.288438727	0.00	454,497,395,638	0
12/15/07	172	95.300	9.288438727	0.10	454,497,395,638	454,497,396
11/1/81	173	95.200	9.342441278	0.00	457,139,822,356	0
12/29/81	173	95.200	9.342441278	0.00	457,139,822,356	0
11/18/82	173	95.200	9.342441278	0.00	457,139,822,356	0



FINAL—Whiskey Chitto Creek (Subsegment 030501) Fecal Coliform Bacteria TMDL  
 Origination Date: October 5, 2010

Date	Observed flow (cfs)	Percent exceedance for observed flow	Adjusted flow for entire basin (cfs)	Width for area under curves (%)	Allowable load to meet standard (MPN/day)	Area under TMDL curve (MPN/day)
12/31/99	173	95.200	9.342441278	0.00	457,139,822,356	0
12/9/07	173	95.200	9.342441278	0.10	457,139,822,356	457,139,822
11/8/80	174	95.100	9.396443829	0.00	459,782,249,075	0
11/9/80	174	95.100	9.396443829	0.00	459,782,249,075	0
12/10/99	174	95.100	9.396443829	0.00	459,782,249,075	0
12/14/99	174	95.100	9.396443829	0.00	459,782,249,075	0
1/5/00	174	95.100	9.396443829	0.00	459,782,249,075	0
11/5/05	174	95.100	9.396443829	0.10	459,782,249,075	459,782,249
11/10/80	175	95.000	9.45044638	0.00	462,424,675,794	0
4/21/81	175	95.000	9.45044638	0.00	462,424,675,794	0
2/1/00	175	95.000	9.45044638	0.00	462,424,675,794	0
11/7/80	176	95.000	9.50444893	0.00	465,067,102,513	0
1/9/00	176	95.000	9.50444893	0.00	465,067,102,513	0
11/17/03	176	95.000	9.50444893	0.00	465,067,102,513	0
12/4/05	176	95.000	9.50444893	0.00	465,067,102,513	0
12/5/05	176	95.000	9.50444893	0.10	465,067,102,513	465,067,103
11/1/87	177	94.900	9.558451481	0.00	467,709,529,232	0
12/30/99	177	94.900	9.558451481	0.00	467,709,529,232	0
4/9/06	177	94.900	9.558451481	0.00	467,709,529,232	0
12/8/07	177	94.900	9.558451481	0.10	467,709,529,232	467,709,529
11/6/80	178	94.800	9.612454032	0.00	470,351,955,950	0
12/16/81	178	94.800	9.612454032	0.00	470,351,955,950	0
12/28/81	179	94.800	9.666456583	0.00	472,994,382,669	0
11/3/86	179	94.800	9.666456583	0.10	472,994,382,669	472,994,383
11/5/80	180	94.700	9.720459133	0.00	475,636,809,388	0
4/18/81	180	94.700	9.720459133	0.00	475,636,809,388	0
4/19/81	180	94.700	9.720459133	0.00	475,636,809,388	0
4/20/81	180	94.700	9.720459133	0.00	475,636,809,388	0
11/4/86	180	94.700	9.720459133	0.00	475,636,809,388	0
12/6/05	180	94.700	9.720459133	0.10	475,636,809,388	475,636,809
11/3/90	181	94.600	9.774461684	0.00	478,279,236,107	0
11/2/81	182	94.600	9.828464235	0.00	480,921,662,826	0
12/29/99	182	94.600	9.828464235	0.00	480,921,662,826	0
12/5/81	183	94.600	9.882466786	0.00	483,564,089,545	0
11/2/86	183	94.600	9.882466786	0.00	483,564,089,545	0
11/2/90	183	94.600	9.882466786	0.00	483,564,089,545	0
11/4/90	183	94.600	9.882466786	0.00	483,564,089,545	0
1/31/00	183	94.600	9.882466786	0.00	483,564,089,545	0
11/23/08	183	94.600	9.882466786	0.10	483,564,089,545	483,564,090
11/1/90	184	94.500	9.936469336	0.00	486,206,516,263	0
12/13/05	184	94.500	9.936469336	0.00	486,206,516,263	0
12/7/07	184	94.500	9.936469336	0.00	486,206,516,263	0
12/16/07	184	94.500	9.936469336	0.00	486,206,516,263	0
11/24/08	184	94.500	9.936469336	0.10	486,206,516,263	486,206,516

FINAL—Whiskey Chitto Creek (Subsegment 030501) Fecal Coliform Bacteria TMDL  
 Origination Date: October 5, 2010

Date	Observed flow (cfs)	Percent exceedance for observed flow	Adjusted flow for entire basin (cfs)	Width for area under curves (%)	Allowable load to meet standard (MPN/day)	Area under TMDL curve (MPN/day)
11/4/80	185	94.400	9.990471887	0.00	488,848,942,982	0
4/17/81	185	94.400	9.990471887	0.00	488,848,942,982	0
1/8/00	185	94.400	9.990471887	0.00	488,848,942,982	0
11/16/00	185	94.400	9.990471887	0.00	488,848,942,982	0
12/3/05	185	94.400	9.990471887	0.00	488,848,942,982	0
11/22/08	185	94.400	9.990471887	0.00	488,848,942,982	0
11/25/08	185	94.400	9.990471887	0.20	488,848,942,982	977,697,886
12/3/81	186	94.200	10.04447444	0.00	491,491,369,701	0
11/26/08	186	94.200	10.04447444	0.00	491,491,369,701	0
11/1/86	187	94.200	10.09847699	0.00	494,133,796,420	0
11/22/90	187	94.200	10.09847699	0.00	494,133,796,420	0
4/8/06	187	94.200	10.09847699	0.10	494,133,796,420	494,133,796
4/16/81	188	94.100	10.15247954	0.00	496,776,223,139	0
11/7/82	188	94.100	10.15247954	0.00	496,776,223,139	0
11/6/90	188	94.100	10.15247954	0.00	496,776,223,139	0
11/21/90	188	94.100	10.15247954	0.00	496,776,223,139	0
11/21/05	188	94.100	10.15247954	0.00	496,776,223,139	0
1/14/06	188	94.100	10.15247954	0.00	496,776,223,139	0
12/6/07	188	94.100	10.15247954	0.00	496,776,223,139	0
11/21/08	188	94.100	10.15247954	0.10	496,776,223,139	496,776,223
12/5/07	189	94.000	10.20648209	0.00	499,418,649,858	0
11/19/80	190	94.000	10.26048464	0.00	502,061,076,576	0
11/20/80	190	94.000	10.26048464	0.00	502,061,076,576	0
11/5/90	190	94.000	10.26048464	0.00	502,061,076,576	0
11/20/90	190	94.000	10.26048464	0.00	502,061,076,576	0
11/23/90	190	94.000	10.26048464	0.00	502,061,076,576	0
12/28/99	190	94.000	10.26048464	0.00	502,061,076,576	0
12/12/05	190	94.000	10.26048464	0.00	502,061,076,576	0
4/26/06	190	94.000	10.26048464	0.20	502,061,076,576	1,004,122,153
11/3/80	191	93.800	10.31448719	0.00	504,703,503,295	0
12/8/88	191	93.800	10.31448719	0.00	504,703,503,295	0
12/9/88	191	93.800	10.31448719	0.00	504,703,503,295	0
11/19/90	191	93.800	10.31448719	0.00	504,703,503,295	0
11/24/90	191	93.800	10.31448719	0.00	504,703,503,295	0
1/11/06	191	93.800	10.31448719	0.00	504,703,503,295	0
1/12/06	191	93.800	10.31448719	0.00	504,703,503,295	0
1/13/06	191	93.800	10.31448719	0.00	504,703,503,295	0
1/15/06	191	93.800	10.31448719	0.10	504,703,503,295	504,703,503
4/15/81	192	93.700	10.36848974	0.00	507,345,930,014	0
12/6/88	192	93.700	10.36848974	0.00	507,345,930,014	0
12/7/88	192	93.700	10.36848974	0.00	507,345,930,014	0
11/15/00	192	93.700	10.36848974	0.00	507,345,930,014	0
1/10/06	192	93.700	10.36848974	0.00	507,345,930,014	0
12/4/07	192	93.700	10.36848974	0.20	507,345,930,014	1,014,691,860

FINAL—Whiskey Chitto Creek (Subsegment 030501) Fecal Coliform Bacteria TMDL  
 Origination Date: October 5, 2010

Date	Observed flow (cfs)	Percent exceedance for observed flow	Adjusted flow for entire basin (cfs)	Width for area under curves (%)	Allowable load to meet standard (MPN/day)	Area under TMDL curve (MPN/day)
12/8/80	193	93.500	10.42249229	0.00	509,988,356,733	0
12/5/88	193	93.500	10.42249229	0.00	509,988,356,733	0
11/18/90	193	93.500	10.42249229	0.00	509,988,356,733	0
12/19/99	193	93.500	10.42249229	0.00	509,988,356,733	0
1/6/00	193	93.500	10.42249229	0.10	509,988,356,733	509,988,357
12/4/88	194	93.400	10.47649484	0.00	512,630,783,452	0
11/7/90	194	93.400	10.47649484	0.00	512,630,783,452	0
11/27/08	194	93.400	10.47649484	0.00	512,630,783,452	0
12/7/80	195	93.400	10.53049739	0.00	515,273,210,170	0
11/15/81	195	93.400	10.53049739	0.00	515,273,210,170	0
1/11/82	195	93.400	10.53049739	0.00	515,273,210,170	0
1/30/82	195	93.400	10.53049739	0.00	515,273,210,170	0
12/9/99	195	93.400	10.53049739	0.00	515,273,210,170	0
1/9/06	195	93.400	10.53049739	0.00	515,273,210,170	0
4/7/06	195	93.400	10.53049739	0.10	515,273,210,170	515,273,210
4/14/81	196	93.300	10.58449995	0.00	517,915,636,889	0
12/18/81	196	93.300	10.58449995	0.00	517,915,636,889	0
1/29/82	196	93.300	10.58449995	0.00	517,915,636,889	0
12/3/88	196	93.300	10.58449995	0.00	517,915,636,889	0
11/17/90	196	93.300	10.58449995	0.00	517,915,636,889	0
12/18/99	196	93.300	10.58449995	0.00	517,915,636,889	0
12/11/05	196	93.300	10.58449995	0.00	517,915,636,889	0
11/20/08	196	93.300	10.58449995	0.00	517,915,636,889	0
3/12/09	196	93.300	10.58449995	0.20	517,915,636,889	1,035,831,274
1/5/81	197	93.100	10.6385025	0.00	520,558,063,608	0
1/18/81	197	93.100	10.6385025	0.00	520,558,063,608	0
1/19/81	197	93.100	10.6385025	0.00	520,558,063,608	0
11/13/88	197	93.100	10.6385025	0.00	520,558,063,608	0
1/7/00	197	93.100	10.6385025	0.00	520,558,063,608	0
11/17/00	197	93.100	10.6385025	0.00	520,558,063,608	0
1/8/06	197	93.100	10.6385025	0.00	520,558,063,608	0
3/11/09	197	93.100	10.6385025	0.20	520,558,063,608	1,041,116,127
12/6/80	198	92.900	10.69250505	0.00	523,200,490,327	0
1/17/81	198	92.900	10.69250505	0.00	523,200,490,327	0
11/5/82	198	92.900	10.69250505	0.00	523,200,490,327	0
11/12/88	198	92.900	10.69250505	0.00	523,200,490,327	0
11/29/05	198	92.900	10.69250505	0.00	523,200,490,327	0
1/16/06	198	92.900	10.69250505	0.10	523,200,490,327	523,200,490
1/4/81	199	92.800	10.7465076	0.00	525,842,917,046	0
1/16/81	199	92.800	10.7465076	0.00	525,842,917,046	0
1/12/82	199	92.800	10.7465076	0.00	525,842,917,046	0
11/11/88	199	92.800	10.7465076	0.00	525,842,917,046	0
12/2/88	199	92.800	10.7465076	0.00	525,842,917,046	0
12/10/88	199	92.800	10.7465076	0.00	525,842,917,046	0

FINAL—Whiskey Chitto Creek (Subsegment 030501) Fecal Coliform Bacteria TMDL  
 Origination Date: October 5, 2010

Date	Observed flow (cfs)	Percent exceedance for observed flow	Adjusted flow for entire basin (cfs)	Width for area under curves (%)	Allowable load to meet standard (MPN/day)	Area under TMDL curve (MPN/day)
11/5/93	199	92.800	10.7465076	0.00	525,842,917,046	0
12/2/05	199	92.800	10.7465076	0.00	525,842,917,046	0
1/7/06	199	92.800	10.7465076	0.00	525,842,917,046	0
12/3/07	199	92.800	10.7465076	0.20	525,842,917,046	1,051,685,834
11/21/80	200	92.600	10.80051015	0.00	528,485,343,765	0
1/3/81	200	92.600	10.80051015	0.00	528,485,343,765	0
1/6/81	200	92.600	10.80051015	0.00	528,485,343,765	0
4/13/81	200	92.600	10.80051015	0.00	528,485,343,765	0
4/23/81	200	92.600	10.80051015	0.00	528,485,343,765	0
11/26/88	200	92.600	10.80051015	0.00	528,485,343,765	0
11/16/90	200	92.600	10.80051015	0.00	528,485,343,765	0
11/10/93	200	92.600	10.80051015	0.00	528,485,343,765	0
4/27/06	200	92.600	10.80051015	0.10	528,485,343,765	528,485,344
11/2/80	201	92.500	10.8545127	0.00	531,127,770,483	0
12/5/80	201	92.500	10.8545127	0.00	531,127,770,483	0
1/2/81	201	92.500	10.8545127	0.00	531,127,770,483	0
1/15/81	201	92.500	10.8545127	0.00	531,127,770,483	0
12/4/81	201	92.500	10.8545127	0.00	531,127,770,483	0
1/10/82	201	92.500	10.8545127	0.00	531,127,770,483	0
1/28/82	201	92.500	10.8545127	0.00	531,127,770,483	0
4/11/82	201	92.500	10.8545127	0.00	531,127,770,483	0
11/22/88	201	92.500	10.8545127	0.00	531,127,770,483	0
11/25/88	201	92.500	10.8545127	0.00	531,127,770,483	0
11/28/88	201	92.500	10.8545127	0.00	531,127,770,483	0
12/27/99	201	92.500	10.8545127	0.00	531,127,770,483	0
12/14/05	201	92.500	10.8545127	0.00	531,127,770,483	0
3/10/09	201	92.500	10.8545127	0.30	531,127,770,483	1,593,383,311
1/1/81	202	92.200	10.90851525	0.00	533,770,197,202	0
11/10/88	202	92.200	10.90851525	0.00	533,770,197,202	0
12/7/99	202	92.200	10.90851525	0.00	533,770,197,202	0
1/6/06	202	92.200	10.90851525	0.10	533,770,197,202	533,770,197
1/8/81	203	92.100	10.9625178	0.00	536,412,623,921	0
4/16/82	203	92.100	10.9625178	0.00	536,412,623,921	0
3/9/09	203	92.100	10.9625178	0.00	536,412,623,921	0
12/30/80	204	92.100	11.01652035	0.00	539,055,050,640	0
12/31/80	204	92.100	11.01652035	0.00	539,055,050,640	0
1/7/81	204	92.100	11.01652035	0.00	539,055,050,640	0
4/12/81	204	92.100	11.01652035	0.00	539,055,050,640	0
11/5/86	204	92.100	11.01652035	0.00	539,055,050,640	0
11/18/86	204	92.100	11.01652035	0.00	539,055,050,640	0
11/15/87	204	92.100	11.01652035	0.00	539,055,050,640	0
11/21/88	204	92.100	11.01652035	0.00	539,055,050,640	0
1/5/06	204	92.100	11.01652035	0.00	539,055,050,640	0
4/6/06	204	92.100	11.01652035	0.20	539,055,050,640	1,078,110,101

FINAL—Whiskey Chitto Creek (Subsegment 030501) Fecal Coliform Bacteria TMDL  
 Origination Date: October 5, 2010

Date	Observed flow (cfs)	Percent exceedance for observed flow	Adjusted flow for entire basin (cfs)	Width for area under curves (%)	Allowable load to meet standard (MPN/day)	Area under TMDL curve (MPN/day)
12/4/80	205	91.900	11.0705229	0.00	541,697,477,359	0
12/29/80	205	91.900	11.0705229	0.00	541,697,477,359	0
1/14/81	205	91.900	11.0705229	0.00	541,697,477,359	0
11/14/88	205	91.900	11.0705229	0.00	541,697,477,359	0
11/19/92	205	91.900	11.0705229	0.00	541,697,477,359	0
11/6/93	205	91.900	11.0705229	0.00	541,697,477,359	0
4/25/06	205	91.900	11.0705229	0.00	541,697,477,359	0
1/9/08	205	91.900	11.0705229	0.00	541,697,477,359	0
11/19/08	205	91.900	11.0705229	0.20	541,697,477,359	1,083,394,955
12/28/80	206	91.700	11.12452545	0.00	544,339,904,078	0
1/27/82	206	91.700	11.12452545	0.00	544,339,904,078	0
4/10/82	206	91.700	11.12452545	0.00	544,339,904,078	0
11/4/93	206	91.700	11.12452545	0.00	544,339,904,078	0
4/30/01	206	91.700	11.12452545	0.00	544,339,904,078	0
1/4/06	206	91.700	11.12452545	0.00	544,339,904,078	0
3/7/09	206	91.700	11.12452545	0.00	544,339,904,078	0
3/8/09	206	91.700	11.12452545	0.10	544,339,904,078	544,339,904
12/27/80	207	91.600	11.178528	0.00	546,982,330,796	0
4/11/81	207	91.600	11.178528	0.00	546,982,330,796	0
11/17/86	207	91.600	11.178528	0.00	546,982,330,796	0
11/19/86	207	91.600	11.178528	0.00	546,982,330,796	0
11/21/86	207	91.600	11.178528	0.00	546,982,330,796	0
12/1/88	207	91.600	11.178528	0.00	546,982,330,796	0
1/7/08	207	91.600	11.178528	0.00	546,982,330,796	0
1/8/08	207	91.600	11.178528	0.00	546,982,330,796	0
11/29/08	207	91.600	11.178528	0.20	546,982,330,796	1,093,964,662
12/25/80	208	91.400	11.23253055	0.00	549,624,757,515	0
12/26/80	208	91.400	11.23253055	0.00	549,624,757,515	0
1/13/81	208	91.400	11.23253055	0.00	549,624,757,515	0
1/31/81	208	91.400	11.23253055	0.00	549,624,757,515	0
11/22/86	208	91.400	11.23253055	0.00	549,624,757,515	0
11/24/88	208	91.400	11.23253055	0.00	549,624,757,515	0
11/27/88	208	91.400	11.23253055	0.00	549,624,757,515	0
11/15/90	208	91.400	11.23253055	0.00	549,624,757,515	0
11/9/93	208	91.400	11.23253055	0.00	549,624,757,515	0
12/10/05	208	91.400	11.23253055	0.00	549,624,757,515	0
1/10/08	208	91.400	11.23253055	0.20	549,624,757,515	1,099,249,515
12/3/80	209	91.200	11.2865331	0.00	552,267,184,234	0
11/9/88	209	91.200	11.2865331	0.00	552,267,184,234	0
11/23/88	209	91.200	11.2865331	0.00	552,267,184,234	0
11/29/88	209	91.200	11.2865331	0.00	552,267,184,234	0
11/7/97	209	91.200	11.2865331	0.00	552,267,184,234	0
4/25/01	209	91.200	11.2865331	0.00	552,267,184,234	0
1/3/06	209	91.200	11.2865331	0.00	552,267,184,234	0

FINAL—Whiskey Chitto Creek (Subsegment 030501) Fecal Coliform Bacteria TMDL  
 Origination Date: October 5, 2010

Date	Observed flow (cfs)	Percent exceedance for observed flow	Adjusted flow for entire basin (cfs)	Width for area under curves (%)	Allowable load to meet standard (MPN/day)	Area under TMDL curve (MPN/day)
3/6/09	209	91.200	11.2865331	0.10	552,267,184,234	552,267,184
1/20/81	210	91.100	11.34053566	0.00	554,909,610,953	0
4/30/81	210	91.100	11.34053566	0.00	554,909,610,953	0
11/7/81	210	91.100	11.34053566	0.00	554,909,610,953	0
1/9/82	210	91.100	11.34053566	0.00	554,909,610,953	0
1/26/82	210	91.100	11.34053566	0.00	554,909,610,953	0
11/11/93	210	91.100	11.34053566	0.00	554,909,610,953	0
11/8/97	210	91.100	11.34053566	0.00	554,909,610,953	0
12/17/99	210	91.100	11.34053566	0.00	554,909,610,953	0
12/17/07	210	91.100	11.34053566	0.00	554,909,610,953	0
1/6/08	210	91.100	11.34053566	0.00	554,909,610,953	0
11/28/08	210	91.100	11.34053566	0.20	554,909,610,953	1,109,819,222
12/24/80	211	90.900	11.39453821	0.00	557,552,037,672	0
4/10/81	211	90.900	11.39453821	0.00	557,552,037,672	0
4/12/82	211	90.900	11.39453821	0.00	557,552,037,672	0
11/6/82	211	90.900	11.39453821	0.00	557,552,037,672	0
11/19/88	211	90.900	11.39453821	0.00	557,552,037,672	0
11/20/88	211	90.900	11.39453821	0.00	557,552,037,672	0
11/28/90	211	90.900	11.39453821	0.00	557,552,037,672	0
11/6/97	211	90.900	11.39453821	0.00	557,552,037,672	0
11/20/05	211	90.900	11.39453821	0.20	557,552,037,672	1,115,104,075
1/30/81	212	90.700	11.44854076	0.00	560,194,464,390	0
4/9/82	212	90.700	11.44854076	0.00	560,194,464,390	0
11/16/86	212	90.700	11.44854076	0.00	560,194,464,390	0
1/2/06	212	90.700	11.44854076	0.00	560,194,464,390	0
3/5/09	212	90.700	11.44854076	0.10	560,194,464,390	560,194,464
12/23/80	213	90.600	11.50254331	0.00	562,836,891,109	0
3/25/82	213	90.600	11.50254331	0.00	562,836,891,109	0
11/9/97	213	90.600	11.50254331	0.00	562,836,891,109	0
11/11/97	213	90.600	11.50254331	0.00	562,836,891,109	0
11/19/05	213	90.600	11.50254331	0.00	562,836,891,109	0
12/2/07	213	90.600	11.50254331	0.10	562,836,891,109	562,836,891
1/12/81	214	90.500	11.55654586	0.00	565,479,317,828	0
3/17/00	214	90.500	11.55654586	0.00	565,479,317,828	0
4/24/01	214	90.500	11.55654586	0.10	565,479,317,828	565,479,318
12/22/80	215	90.400	11.61054841	0.00	568,121,744,547	0
1/29/81	215	90.400	11.61054841	0.00	568,121,744,547	0
3/1/81	215	90.400	11.61054841	0.00	568,121,744,547	0
3/2/81	215	90.400	11.61054841	0.00	568,121,744,547	0
11/18/88	215	90.400	11.61054841	0.00	568,121,744,547	0
11/5/97	215	90.400	11.61054841	0.00	568,121,744,547	0
11/10/97	215	90.400	11.61054841	0.00	568,121,744,547	0
11/1/98	215	90.400	11.61054841	0.00	568,121,744,547	0
11/11/98	215	90.400	11.61054841	0.00	568,121,744,547	0

FINAL—Whiskey Chitto Creek (Subsegment 030501) Fecal Coliform Bacteria TMDL  
 Origination Date: October 5, 2010

Date	Observed flow (cfs)	Percent exceedance for observed flow	Adjusted flow for entire basin (cfs)	Width for area under curves (%)	Allowable load to meet standard (MPN/day)	Area under TMDL curve (MPN/day)
4/23/01	215	90.400	11.61054841	0.00	568,121,744,547	0
4/29/01	215	90.400	11.61054841	0.00	568,121,744,547	0
1/1/06	215	90.400	11.61054841	0.00	568,121,744,547	0
2/1/09	215	90.400	11.61054841	0.00	568,121,744,547	0
2/2/09	215	90.400	11.61054841	0.20	568,121,744,547	1,136,243,489
1/25/82	216	90.200	11.66455096	0.00	570,764,171,266	0
3/24/82	216	90.200	11.66455096	0.00	570,764,171,266	0
4/15/82	216	90.200	11.66455096	0.00	570,764,171,266	0
11/20/86	216	90.200	11.66455096	0.00	570,764,171,266	0
11/3/93	216	90.200	11.66455096	0.00	570,764,171,266	0
4/5/06	216	90.200	11.66455096	0.00	570,764,171,266	0
1/5/08	216	90.200	11.66455096	0.00	570,764,171,266	0
1/31/09	216	90.200	11.66455096	0.00	570,764,171,266	0
2/12/09	216	90.200	11.66455096	0.00	570,764,171,266	0
3/4/09	216	90.200	11.66455096	0.20	570,764,171,266	1,141,528,343
2/1/81	217	90.000	11.71855351	0.00	573,406,597,985	0
3/3/81	217	90.000	11.71855351	0.00	573,406,597,985	0
3/23/82	217	90.000	11.71855351	0.00	573,406,597,985	0
11/14/93	217	90.000	11.71855351	0.00	573,406,597,985	0
11/4/97	217	90.000	11.71855351	0.00	573,406,597,985	0
11/7/00	217	90.000	11.71855351	0.00	573,406,597,985	0
11/14/00	217	90.000	11.71855351	0.00	573,406,597,985	0
12/1/05	217	90.000	11.71855351	0.20	573,406,597,985	1,146,813,196
11/15/86	218	89.800	11.77255606	0.00	576,049,024,703	0
11/14/87	218	89.800	11.77255606	0.00	576,049,024,703	0
11/8/90	218	89.800	11.77255606	0.00	576,049,024,703	0
11/25/90	218	89.800	11.77255606	0.00	576,049,024,703	0
11/27/90	218	89.800	11.77255606	0.00	576,049,024,703	0
11/8/93	218	89.800	11.77255606	0.00	576,049,024,703	0
11/30/05	218	89.800	11.77255606	0.00	576,049,024,703	0
4/24/06	218	89.800	11.77255606	0.00	576,049,024,703	0
1/29/09	218	89.800	11.77255606	0.00	576,049,024,703	0
1/30/09	218	89.800	11.77255606	0.10	576,049,024,703	576,049,025
12/21/80	219	89.700	11.82655861	0.00	578,691,451,422	0
11/12/97	219	89.700	11.82655861	0.00	578,691,451,422	0
11/9/98	219	89.700	11.82655861	0.00	578,691,451,422	0
11/10/98	219	89.700	11.82655861	0.00	578,691,451,422	0
4/22/01	219	89.700	11.82655861	0.00	578,691,451,422	0
12/31/05	219	89.700	11.82655861	0.00	578,691,451,422	0
3/30/06	219	89.700	11.82655861	0.00	578,691,451,422	0
1/27/09	219	89.700	11.82655861	0.00	578,691,451,422	0
1/28/09	219	89.700	11.82655861	0.00	578,691,451,422	0
2/11/09	219	89.700	11.82655861	0.20	578,691,451,422	1,157,382,903
11/1/80	220	89.500	11.88056116	0.00	581,333,878,141	0

FINAL—Whiskey Chitto Creek (Subsegment 030501) Fecal Coliform Bacteria TMDL  
 Origination Date: October 5, 2010

Date	Observed flow (cfs)	Percent exceedance for observed flow	Adjusted flow for entire basin (cfs)	Width for area under curves (%)	Allowable load to meet standard (MPN/day)	Area under TMDL curve (MPN/day)
12/2/80	220	89.500	11.88056116	0.00	581,333,878,141	0
1/9/81	220	89.500	11.88056116	0.00	581,333,878,141	0
2/28/81	220	89.500	11.88056116	0.00	581,333,878,141	0
4/29/81	220	89.500	11.88056116	0.00	581,333,878,141	0
11/8/81	220	89.500	11.88056116	0.00	581,333,878,141	0
11/8/88	220	89.500	11.88056116	0.00	581,333,878,141	0
11/18/92	220	89.500	11.88056116	0.00	581,333,878,141	0
11/2/97	220	89.500	11.88056116	0.00	581,333,878,141	0
11/3/97	220	89.500	11.88056116	0.00	581,333,878,141	0
12/26/99	220	89.500	11.88056116	0.00	581,333,878,141	0
12/7/05	220	89.500	11.88056116	0.00	581,333,878,141	0
12/20/07	220	89.500	11.88056116	0.00	581,333,878,141	0
1/15/08	220	89.500	11.88056116	0.30	581,333,878,141	1,744,001,634
1/28/81	221	89.200	11.93456371	0.00	583,976,304,860	0
4/9/81	221	89.200	11.93456371	0.00	583,976,304,860	0
3/22/82	221	89.200	11.93456371	0.00	583,976,304,860	0
3/26/82	221	89.200	11.93456371	0.00	583,976,304,860	0
11/1/89	221	89.200	11.93456371	0.00	583,976,304,860	0
11/8/98	221	89.200	11.93456371	0.00	583,976,304,860	0
11/12/98	221	89.200	11.93456371	0.00	583,976,304,860	0
11/18/08	221	89.200	11.93456371	0.00	583,976,304,860	0
3/3/09	221	89.200	11.93456371	0.20	583,976,304,860	1,167,952,610
1/24/82	222	89.000	11.98856626	0.00	586,618,731,579	0
4/26/01	222	89.000	11.98856626	0.00	586,618,731,579	0
12/10/03	222	89.000	11.98856626	0.00	586,618,731,579	0
12/30/05	222	89.000	11.98856626	0.00	586,618,731,579	0
1/17/06	222	89.000	11.98856626	0.00	586,618,731,579	0
3/29/06	222	89.000	11.98856626	0.00	586,618,731,579	0
4/17/08	222	89.000	11.98856626	0.00	586,618,731,579	0
2/10/09	222	89.000	11.98856626	0.10	586,618,731,579	586,618,732
12/20/80	223	88.900	12.04256882	0.00	589,261,158,298	0
11/4/81	223	88.900	12.04256882	0.00	589,261,158,298	0
11/30/88	223	88.900	12.04256882	0.00	589,261,158,298	0
11/14/90	223	88.900	12.04256882	0.00	589,261,158,298	0
12/14/96	223	88.900	12.04256882	0.00	589,261,158,298	0
12/11/03	223	88.900	12.04256882	0.00	589,261,158,298	0
1/26/09	223	88.900	12.04256882	0.00	589,261,158,298	0
2/13/09	223	88.900	12.04256882	0.20	589,261,158,298	1,178,522,317
1/11/81	224	88.700	12.09657137	0.00	591,903,585,016	0
12/17/81	224	88.700	12.09657137	0.00	591,903,585,016	0
1/8/82	224	88.700	12.09657137	0.00	591,903,585,016	0
11/1/97	224	88.700	12.09657137	0.00	591,903,585,016	0
12/9/03	224	88.700	12.09657137	0.00	591,903,585,016	0
1/4/08	224	88.700	12.09657137	0.10	591,903,585,016	591,903,585



FINAL—Whiskey Chitto Creek (Subsegment 030501) Fecal Coliform Bacteria TMDL  
 Origination Date: October 5, 2010

Date	Observed flow (cfs)	Percent exceedance for observed flow	Adjusted flow for entire basin (cfs)	Width for area under curves (%)	Allowable load to meet standard (MPN/day)	Area under TMDL curve (MPN/day)
2/27/81	225	88.600	12.15057392	0.00	594,546,011,735	0
11/7/93	225	88.600	12.15057392	0.00	594,546,011,735	0
12/3/93	225	88.600	12.15057392	0.00	594,546,011,735	0
12/13/96	225	88.600	12.15057392	0.00	594,546,011,735	0
4/21/01	225	88.600	12.15057392	0.00	594,546,011,735	0
1/25/09	225	88.600	12.15057392	0.10	594,546,011,735	594,546,012
11/14/89	226	88.500	12.20457647	0.00	597,188,438,454	0
12/29/05	226	88.500	12.20457647	0.00	597,188,438,454	0
4/18/08	226	88.500	12.20457647	0.00	597,188,438,454	0
2/9/09	226	88.500	12.20457647	0.00	597,188,438,454	0
3/2/09	226	88.500	12.20457647	0.10	597,188,438,454	597,188,438
11/14/86	227	88.400	12.25857902	0.00	599,830,865,173	0
11/17/88	227	88.400	12.25857902	0.00	599,830,865,173	0
12/2/93	227	88.400	12.25857902	0.00	599,830,865,173	0
12/15/96	227	88.400	12.25857902	0.00	599,830,865,173	0
4/16/08	227	88.400	12.25857902	0.10	599,830,865,173	599,830,865
11/6/81	228	88.300	12.31258157	0.00	602,473,291,892	0
4/8/82	228	88.300	12.31258157	0.00	602,473,291,892	0
4/19/86	228	88.300	12.31258157	0.00	602,473,291,892	0
11/15/88	228	88.300	12.31258157	0.00	602,473,291,892	0
11/13/89	228	88.300	12.31258157	0.00	602,473,291,892	0
11/16/89	228	88.300	12.31258157	0.00	602,473,291,892	0
12/12/96	228	88.300	12.31258157	0.00	602,473,291,892	0
11/28/97	228	88.300	12.31258157	0.00	602,473,291,892	0
3/28/06	228	88.300	12.31258157	0.00	602,473,291,892	0
11/30/08	228	88.300	12.31258157	0.00	602,473,291,892	0
1/24/09	228	88.300	12.31258157	0.00	602,473,291,892	0
2/3/09	228	88.300	12.31258157	0.20	602,473,291,892	1,204,946,584
12/19/80	229	88.100	12.36658412	0.00	605,115,718,610	0
1/27/81	229	88.100	12.36658412	0.00	605,115,718,610	0
4/8/81	229	88.100	12.36658412	0.00	605,115,718,610	0
11/15/89	229	88.100	12.36658412	0.00	605,115,718,610	0
11/13/93	229	88.100	12.36658412	0.00	605,115,718,610	0
11/27/97	229	88.100	12.36658412	0.00	605,115,718,610	0
11/2/98	229	88.100	12.36658412	0.00	605,115,718,610	0
11/7/98	229	88.100	12.36658412	0.00	605,115,718,610	0
3/16/00	229	88.100	12.36658412	0.00	605,115,718,610	0
3/20/00	229	88.100	12.36658412	0.00	605,115,718,610	0
12/8/03	229	88.100	12.36658412	0.00	605,115,718,610	0
4/4/06	229	88.100	12.36658412	0.00	605,115,718,610	0
4/23/08	229	88.100	12.36658412	0.20	605,115,718,610	1,210,231,437
2/26/81	230	87.900	12.42058667	0.00	607,758,145,329	0
1/23/82	230	87.900	12.42058667	0.00	607,758,145,329	0
4/30/86	230	87.900	12.42058667	0.00	607,758,145,329	0

FINAL—Whiskey Chitto Creek (Subsegment 030501) Fecal Coliform Bacteria TMDL  
 Origination Date: October 5, 2010

Date	Observed flow (cfs)	Percent exceedance for observed flow	Adjusted flow for entire basin (cfs)	Width for area under curves (%)	Allowable load to meet standard (MPN/day)	Area under TMDL curve (MPN/day)
11/5/88	230	87.900	12.42058667	0.00	607,758,145,329	0
11/3/98	230	87.900	12.42058667	0.00	607,758,145,329	0
1/10/01	230	87.900	12.42058667	0.10	607,758,145,329	607,758,145
4/7/81	231	87.800	12.47458922	0.00	610,400,572,048	0
3/21/82	231	87.800	12.47458922	0.00	610,400,572,048	0
11/6/89	231	87.800	12.47458922	0.00	610,400,572,048	0
4/15/08	231	87.800	12.47458922	0.00	610,400,572,048	0
3/1/09	231	87.800	12.47458922	0.10	610,400,572,048	610,400,572
4/12/86	232	87.700	12.52859177	0.00	613,042,998,767	0
11/7/89	232	87.700	12.52859177	0.00	613,042,998,767	0
11/9/90	232	87.700	12.52859177	0.00	613,042,998,767	0
12/11/96	232	87.700	12.52859177	0.00	613,042,998,767	0
12/9/05	232	87.700	12.52859177	0.00	613,042,998,767	0
12/28/05	232	87.700	12.52859177	0.00	613,042,998,767	0
11/23/07	232	87.700	12.52859177	0.00	613,042,998,767	0
1/11/08	232	87.700	12.52859177	0.00	613,042,998,767	0
1/23/09	232	87.700	12.52859177	0.20	613,042,998,767	1,226,085,998
1/21/81	233	87.500	12.58259432	0.00	615,685,425,486	0
4/11/86	233	87.500	12.58259432	0.00	615,685,425,486	0
4/13/86	233	87.500	12.58259432	0.00	615,685,425,486	0
11/5/89	233	87.500	12.58259432	0.00	615,685,425,486	0
12/1/93	233	87.500	12.58259432	0.00	615,685,425,486	0
1/9/01	233	87.500	12.58259432	0.10	615,685,425,486	615,685,425
11/1/93	234	87.400	12.63659687	0.00	618,327,852,205	0
4/28/01	234	87.400	12.63659687	0.00	618,327,852,205	0
12/7/03	234	87.400	12.63659687	0.00	618,327,852,205	0
4/19/08	234	87.400	12.63659687	0.00	618,327,852,205	0
2/8/09	234	87.400	12.63659687	0.10	618,327,852,205	618,327,852
12/18/80	235	87.300	12.69059942	0.00	620,970,278,923	0
2/25/81	235	87.300	12.69059942	0.00	620,970,278,923	0
4/14/82	235	87.300	12.69059942	0.00	620,970,278,923	0
4/29/86	235	87.300	12.69059942	0.00	620,970,278,923	0
11/12/89	235	87.300	12.69059942	0.00	620,970,278,923	0
11/26/95	235	87.300	12.69059942	0.00	620,970,278,923	0
11/27/95	235	87.300	12.69059942	0.00	620,970,278,923	0
11/26/97	235	87.300	12.69059942	0.00	620,970,278,923	0
4/20/01	235	87.300	12.69059942	0.00	620,970,278,923	0
12/23/03	235	87.300	12.69059942	0.20	620,970,278,923	1,241,940,558
3/29/81	236	87.100	12.74460197	0.00	623,612,705,642	0
4/18/86	236	87.100	12.74460197	0.00	623,612,705,642	0
11/8/89	236	87.100	12.74460197	0.00	623,612,705,642	0
11/21/89	236	87.100	12.74460197	0.00	623,612,705,642	0
12/10/96	236	87.100	12.74460197	0.00	623,612,705,642	0
4/20/08	236	87.100	12.74460197	0.10	623,612,705,642	623,612,706

FINAL—Whiskey Chitto Creek (Subsegment 030501) Fecal Coliform Bacteria TMDL  
 Origination Date: October 5, 2010

Date	Observed flow (cfs)	Percent exceedance for observed flow	Adjusted flow for entire basin (cfs)	Width for area under curves (%)	Allowable load to meet standard (MPN/day)	Area under TMDL curve (MPN/day)
4/5/81	237	87.000	12.79860453	0.00	626,255,132,361	0
4/6/81	237	87.000	12.79860453	0.00	626,255,132,361	0
1/22/82	237	87.000	12.79860453	0.00	626,255,132,361	0
3/20/82	237	87.000	12.79860453	0.00	626,255,132,361	0
11/12/93	237	87.000	12.79860453	0.00	626,255,132,361	0
12/1/07	237	87.000	12.79860453	0.00	626,255,132,361	0
1/14/08	237	87.000	12.79860453	0.10	626,255,132,361	626,255,132
12/1/80	238	86.900	12.85260708	0.00	628,897,559,080	0
1/10/81	238	86.900	12.85260708	0.00	628,897,559,080	0
1/6/82	238	86.900	12.85260708	0.00	628,897,559,080	0
1/7/82	238	86.900	12.85260708	0.00	628,897,559,080	0
11/28/95	238	86.900	12.85260708	0.00	628,897,559,080	0
3/9/06	238	86.900	12.85260708	0.10	628,897,559,080	628,897,559
4/6/86	239	86.800	12.90660963	0.00	631,539,985,799	0
4/10/86	239	86.800	12.90660963	0.00	631,539,985,799	0
11/30/93	239	86.800	12.90660963	0.00	631,539,985,799	0
12/8/99	239	86.800	12.90660963	0.00	631,539,985,799	0
12/22/03	239	86.800	12.90660963	0.00	631,539,985,799	0
1/16/08	239	86.800	12.90660963	0.20	631,539,985,799	1,263,079,972
1/26/81	240	86.600	12.96061218	0.00	634,182,412,517	0
2/24/81	240	86.600	12.96061218	0.00	634,182,412,517	0
3/30/81	240	86.600	12.96061218	0.00	634,182,412,517	0
11/1/83	240	86.600	12.96061218	0.00	634,182,412,517	0
4/5/86	240	86.600	12.96061218	0.00	634,182,412,517	0
4/7/86	240	86.600	12.96061218	0.00	634,182,412,517	0
4/29/87	240	86.600	12.96061218	0.00	634,182,412,517	0
4/30/87	240	86.600	12.96061218	0.00	634,182,412,517	0
11/11/92	240	86.600	12.96061218	0.00	634,182,412,517	0
11/17/92	240	86.600	12.96061218	0.00	634,182,412,517	0
1/8/01	240	86.600	12.96061218	0.00	634,182,412,517	0
1/22/09	240	86.600	12.96061218	0.00	634,182,412,517	0
2/28/09	240	86.600	12.96061218	0.20	634,182,412,517	1,268,364,825
4/28/86	241	86.400	13.01461473	0.00	636,824,839,236	0
11/4/89	241	86.400	13.01461473	0.00	636,824,839,236	0
1/3/08	241	86.400	13.01461473	0.10	636,824,839,236	636,824,839
3/28/81	242	86.300	13.06861728	0.00	639,467,265,955	0
11/2/83	242	86.300	13.06861728	0.00	639,467,265,955	0
11/3/83	242	86.300	13.06861728	0.00	639,467,265,955	0
4/4/86	242	86.300	13.06861728	0.00	639,467,265,955	0
11/7/88	242	86.300	13.06861728	0.00	639,467,265,955	0
11/20/89	242	86.300	13.06861728	0.00	639,467,265,955	0
12/6/89	242	86.300	13.06861728	0.00	639,467,265,955	0
12/9/96	242	86.300	13.06861728	0.10	639,467,265,955	639,467,266
4/3/86	243	86.200	13.12261983	0.00	642,109,692,674	0

FINAL—Whiskey Chitto Creek (Subsegment 030501) Fecal Coliform Bacteria TMDL  
 Origination Date: October 5, 2010

Date	Observed flow (cfs)	Percent exceedance for observed flow	Adjusted flow for entire basin (cfs)	Width for area under curves (%)	Allowable load to meet standard (MPN/day)	Area under TMDL curve (MPN/day)
11/4/88	243	86.200	13.12261983	0.00	642,109,692,674	0
11/26/90	243	86.200	13.12261983	0.00	642,109,692,674	0
11/2/93	243	86.200	13.12261983	0.00	642,109,692,674	0
11/29/93	243	86.200	13.12261983	0.00	642,109,692,674	0
11/16/96	243	86.200	13.12261983	0.00	642,109,692,674	0
11/18/03	243	86.200	13.12261983	0.00	642,109,692,674	0
12/6/03	243	86.200	13.12261983	0.00	642,109,692,674	0
3/8/06	243	86.200	13.12261983	0.20	642,109,692,674	1,284,219,385
12/17/80	244	86.000	13.17662238	0.00	644,752,119,393	0
3/19/82	244	86.000	13.17662238	0.00	644,752,119,393	0
11/11/89	244	86.000	13.17662238	0.00	644,752,119,393	0
11/25/97	244	86.000	13.17662238	0.00	644,752,119,393	0
11/25/01	244	86.000	13.17662238	0.00	644,752,119,393	0
11/24/03	244	86.000	13.17662238	0.00	644,752,119,393	0
12/27/05	244	86.000	13.17662238	0.00	644,752,119,393	0
4/22/08	244	86.000	13.17662238	0.10	644,752,119,393	644,752,119
12/27/81	245	85.900	13.23062493	0.00	647,394,546,112	0
4/2/86	245	85.900	13.23062493	0.00	647,394,546,112	0
11/22/89	245	85.900	13.23062493	0.00	647,394,546,112	0
11/13/97	245	85.900	13.23062493	0.00	647,394,546,112	0
1/7/01	245	85.900	13.23062493	0.00	647,394,546,112	0
3/21/06	245	85.900	13.23062493	0.00	647,394,546,112	0
3/27/06	245	85.900	13.23062493	0.00	647,394,546,112	0
4/14/08	245	85.900	13.23062493	0.20	647,394,546,112	1,294,789,092
4/8/86	246	85.700	13.28462748	0.00	650,036,972,830	0
12/5/89	246	85.700	13.28462748	0.00	650,036,972,830	0
11/6/98	246	85.700	13.28462748	0.00	650,036,972,830	0
4/17/01	246	85.700	13.28462748	0.00	650,036,972,830	0
3/13/09	246	85.700	13.28462748	0.10	650,036,972,830	650,036,973
11/4/83	247	85.600	13.33863003	0.00	652,679,399,549	0
4/1/86	247	85.600	13.33863003	0.00	652,679,399,549	0
4/14/86	247	85.600	13.33863003	0.00	652,679,399,549	0
11/29/95	247	85.600	13.33863003	0.00	652,679,399,549	0
11/20/97	247	85.600	13.33863003	0.00	652,679,399,549	0
11/24/01	247	85.600	13.33863003	0.00	652,679,399,549	0
11/12/08	247	85.600	13.33863003	0.10	652,679,399,549	652,679,400
11/14/81	248	85.500	13.39263258	0.00	655,321,826,268	0
1/21/82	248	85.500	13.39263258	0.00	655,321,826,268	0
4/9/86	248	85.500	13.39263258	0.00	655,321,826,268	0
11/13/86	248	85.500	13.39263258	0.00	655,321,826,268	0
11/28/93	248	85.500	13.39263258	0.00	655,321,826,268	0
11/1/95	248	85.500	13.39263258	0.00	655,321,826,268	0
12/5/95	248	85.500	13.39263258	0.00	655,321,826,268	0
11/6/96	248	85.500	13.39263258	0.00	655,321,826,268	0

FINAL—Whiskey Chitto Creek (Subsegment 030501) Fecal Coliform Bacteria TMDL  
 Origination Date: October 5, 2010

Date	Observed flow (cfs)	Percent exceedance for observed flow	Adjusted flow for entire basin (cfs)	Width for area under curves (%)	Allowable load to meet standard (MPN/day)	Area under TMDL curve (MPN/day)
12/20/97	248	85.500	13.39263258	0.00	655,321,826,268	0
12/19/07	248	85.500	13.39263258	0.00	655,321,826,268	0
1/21/09	248	85.500	13.39263258	0.20	655,321,826,268	1,310,643,653
4/13/82	249	85.300	13.44663513	0.00	657,964,252,987	0
11/6/88	249	85.300	13.44663513	0.00	657,964,252,987	0
12/4/89	249	85.300	13.44663513	0.00	657,964,252,987	0
12/8/96	249	85.300	13.44663513	0.00	657,964,252,987	0
11/19/97	249	85.300	13.44663513	0.00	657,964,252,987	0
1/6/01	249	85.300	13.44663513	0.00	657,964,252,987	0
11/26/01	249	85.300	13.44663513	0.00	657,964,252,987	0
12/12/03	249	85.300	13.44663513	0.00	657,964,252,987	0
2/27/09	249	85.300	13.44663513	0.20	657,964,252,987	1,315,928,506
2/23/81	250	85.100	13.50063769	0.00	660,606,679,706	0
3/18/82	250	85.100	13.50063769	0.00	660,606,679,706	0
3/31/86	250	85.100	13.50063769	0.00	660,606,679,706	0
4/27/86	250	85.100	13.50063769	0.00	660,606,679,706	0
4/28/87	250	85.100	13.50063769	0.00	660,606,679,706	0
11/10/92	250	85.100	13.50063769	0.00	660,606,679,706	0
11/12/92	250	85.100	13.50063769	0.00	660,606,679,706	0
11/25/95	250	85.100	13.50063769	0.00	660,606,679,706	0
12/19/97	250	85.100	13.50063769	0.00	660,606,679,706	0
4/28/06	250	85.100	13.50063769	0.20	660,606,679,706	1,321,213,359
3/23/81	251	84.900	13.55464024	0.00	663,249,106,425	0
4/4/81	251	84.900	13.55464024	0.00	663,249,106,425	0
11/9/87	251	84.900	13.55464024	0.00	663,249,106,425	0
12/16/90	251	84.900	13.55464024	0.00	663,249,106,425	0
4/18/01	251	84.900	13.55464024	0.00	663,249,106,425	0
11/23/01	251	84.900	13.55464024	0.10	663,249,106,425	663,249,106
1/5/82	252	84.800	13.60864279	0.00	665,891,533,143	0
4/17/86	252	84.800	13.60864279	0.00	665,891,533,143	0
11/16/88	252	84.800	13.60864279	0.00	665,891,533,143	0
12/17/90	252	84.800	13.60864279	0.00	665,891,533,143	0
11/30/95	252	84.800	13.60864279	0.00	665,891,533,143	0
12/1/95	252	84.800	13.60864279	0.00	665,891,533,143	0
12/6/95	252	84.800	13.60864279	0.00	665,891,533,143	0
11/17/96	252	84.800	13.60864279	0.00	665,891,533,143	0
11/22/01	252	84.800	13.60864279	0.00	665,891,533,143	0
11/13/08	252	84.800	13.60864279	0.20	665,891,533,143	1,331,783,066
3/31/81	253	84.600	13.66264534	0.00	668,533,959,862	0
4/7/82	253	84.600	13.66264534	0.00	668,533,959,862	0
11/5/83	253	84.600	13.66264534	0.00	668,533,959,862	0
11/6/83	253	84.600	13.66264534	0.00	668,533,959,862	0
3/30/86	253	84.600	13.66264534	0.00	668,533,959,862	0
12/21/03	253	84.600	13.66264534	0.00	668,533,959,862	0

FINAL—Whiskey Chitto Creek (Subsegment 030501) Fecal Coliform Bacteria TMDL  
 Origination Date: October 5, 2010

Date	Observed flow (cfs)	Percent exceedance for observed flow	Adjusted flow for entire basin (cfs)	Width for area under curves (%)	Allowable load to meet standard (MPN/day)	Area under TMDL curve (MPN/day)
12/11/06	253	84.600	13.66264534	0.00	668,533,959,862	0
1/20/09	253	84.600	13.66264534	0.10	668,533,959,862	668,533,960
3/27/81	254	84.500	13.71664789	0.00	671,176,386,581	0
12/22/88	254	84.500	13.71664789	0.00	671,176,386,581	0
11/15/96	254	84.500	13.71664789	0.00	671,176,386,581	0
3/19/00	254	84.500	13.71664789	0.00	671,176,386,581	0
4/19/01	254	84.500	13.71664789	0.00	671,176,386,581	0
11/21/01	254	84.500	13.71664789	0.00	671,176,386,581	0
11/23/03	254	84.500	13.71664789	0.00	671,176,386,581	0
12/12/06	254	84.500	13.71664789	0.10	671,176,386,581	671,176,387
2/22/81	255	84.400	13.77065044	0.00	673,818,813,300	0
11/9/89	255	84.400	13.77065044	0.00	673,818,813,300	0
11/23/89	255	84.400	13.77065044	0.00	673,818,813,300	0
11/14/92	255	84.400	13.77065044	0.00	673,818,813,300	0
12/7/95	255	84.400	13.77065044	0.00	673,818,813,300	0
11/7/96	255	84.400	13.77065044	0.00	673,818,813,300	0
12/18/97	255	84.400	13.77065044	0.00	673,818,813,300	0
3/28/00	255	84.400	13.77065044	0.00	673,818,813,300	0
3/20/06	255	84.400	13.77065044	0.00	673,818,813,300	0
12/10/06	255	84.400	13.77065044	0.00	673,818,813,300	0
12/13/06	255	84.400	13.77065044	0.00	673,818,813,300	0
4/30/08	255	84.400	13.77065044	0.30	673,818,813,300	2,021,456,440
11/5/81	256	84.100	13.82465299	0.00	676,461,240,019	0
3/28/86	256	84.100	13.82465299	0.00	676,461,240,019	0
3/29/86	256	84.100	13.82465299	0.00	676,461,240,019	0
11/2/89	256	84.100	13.82465299	0.00	676,461,240,019	0
11/10/89	256	84.100	13.82465299	0.00	676,461,240,019	0
12/26/89	256	84.100	13.82465299	0.00	676,461,240,019	0
1/12/94	256	84.100	13.82465299	0.00	676,461,240,019	0
11/24/96	256	84.100	13.82465299	0.00	676,461,240,019	0
11/18/97	256	84.100	13.82465299	0.00	676,461,240,019	0
1/11/01	256	84.100	13.82465299	0.00	676,461,240,019	0
12/26/05	256	84.100	13.82465299	0.00	676,461,240,019	0
12/9/06	256	84.100	13.82465299	0.00	676,461,240,019	0
4/21/08	256	84.100	13.82465299	0.00	676,461,240,019	0
11/17/08	256	84.100	13.82465299	0.20	676,461,240,019	1,352,922,480
3/22/81	257	83.900	13.87865554	0.00	679,103,666,737	0
3/17/82	257	83.900	13.87865554	0.00	679,103,666,737	0
11/19/89	257	83.900	13.87865554	0.00	679,103,666,737	0
11/13/90	257	83.900	13.87865554	0.00	679,103,666,737	0
12/15/90	257	83.900	13.87865554	0.00	679,103,666,737	0
11/27/93	257	83.900	13.87865554	0.00	679,103,666,737	0
12/7/96	257	83.900	13.87865554	0.00	679,103,666,737	0
11/24/97	257	83.900	13.87865554	0.00	679,103,666,737	0

FINAL—Whiskey Chitto Creek (Subsegment 030501) Fecal Coliform Bacteria TMDL  
 Origination Date: October 5, 2010

Date	Observed flow (cfs)	Percent exceedance for observed flow	Adjusted flow for entire basin (cfs)	Width for area under curves (%)	Allowable load to meet standard (MPN/day)	Area under TMDL curve (MPN/day)
12/25/99	257	83.900	13.87865554	0.00	679,103,666,737	0
1/5/01	257	83.900	13.87865554	0.00	679,103,666,737	0
4/16/01	257	83.900	13.87865554	0.00	679,103,666,737	0
4/27/01	257	83.900	13.87865554	0.00	679,103,666,737	0
3/7/06	257	83.900	13.87865554	0.00	679,103,666,737	0
4/3/06	257	83.900	13.87865554	0.30	679,103,666,737	2,037,311,000
12/16/80	258	83.600	13.93265809	0.00	681,746,093,456	0
3/27/86	258	83.600	13.93265809	0.00	681,746,093,456	0
11/2/88	258	83.600	13.93265809	0.00	681,746,093,456	0
11/17/89	258	83.600	13.93265809	0.00	681,746,093,456	0
12/3/89	258	83.600	13.93265809	0.00	681,746,093,456	0
12/27/89	258	83.600	13.93265809	0.00	681,746,093,456	0
12/4/93	258	83.600	13.93265809	0.00	681,746,093,456	0
11/5/96	258	83.600	13.93265809	0.00	681,746,093,456	0
3/18/00	258	83.600	13.93265809	0.00	681,746,093,456	0
12/8/06	258	83.600	13.93265809	0.00	681,746,093,456	0
2/26/09	258	83.600	13.93265809	0.20	681,746,093,456	1,363,492,187
3/27/82	259	83.400	13.98666064	0.00	684,388,520,175	0
12/21/88	259	83.400	13.98666064	0.00	684,388,520,175	0
11/22/95	259	83.400	13.98666064	0.00	684,388,520,175	0
11/20/01	259	83.400	13.98666064	0.00	684,388,520,175	0
12/5/03	259	83.400	13.98666064	0.00	684,388,520,175	0
1/19/09	259	83.400	13.98666064	0.10	684,388,520,175	684,388,520
11/22/80	260	83.300	14.04066319	0.00	687,030,946,894	0
2/21/81	260	83.300	14.04066319	0.00	687,030,946,894	0
3/21/81	260	83.300	14.04066319	0.00	687,030,946,894	0
4/23/87	260	83.300	14.04066319	0.00	687,030,946,894	0
4/25/87	260	83.300	14.04066319	0.00	687,030,946,894	0
4/26/87	260	83.300	14.04066319	0.00	687,030,946,894	0
4/27/87	260	83.300	14.04066319	0.00	687,030,946,894	0
11/9/92	260	83.300	14.04066319	0.00	687,030,946,894	0
11/13/92	260	83.300	14.04066319	0.00	687,030,946,894	0
11/15/92	260	83.300	14.04066319	0.00	687,030,946,894	0
4/13/08	260	83.300	14.04066319	0.00	687,030,946,894	0
2/7/09	260	83.300	14.04066319	0.20	687,030,946,894	1,374,061,894
3/28/82	261	83.100	14.09466574	0.00	689,673,373,613	0
3/26/86	261	83.100	14.09466574	0.00	689,673,373,613	0
1/11/94	261	83.100	14.09466574	0.00	689,673,373,613	0
11/23/96	261	83.100	14.09466574	0.00	689,673,373,613	0
12/17/97	261	83.100	14.09466574	0.10	689,673,373,613	689,673,374
1/25/81	262	83.000	14.14866829	0.00	692,315,800,332	0
3/29/82	262	83.000	14.14866829	0.00	692,315,800,332	0
11/7/83	262	83.000	14.14866829	0.00	692,315,800,332	0
11/13/87	262	83.000	14.14866829	0.00	692,315,800,332	0

FINAL—Whiskey Chitto Creek (Subsegment 030501) Fecal Coliform Bacteria TMDL  
 Origination Date: October 5, 2010

Date	Observed flow (cfs)	Percent exceedance for observed flow	Adjusted flow for entire basin (cfs)	Width for area under curves (%)	Allowable load to meet standard (MPN/day)	Area under TMDL curve (MPN/day)
4/28/98	262	83.000	14.14866829	0.00	692,315,800,332	0
3/27/00	262	83.000	14.14866829	0.00	692,315,800,332	0
12/7/06	262	83.000	14.14866829	0.20	692,315,800,332	1,384,631,601
12/28/89	263	82.800	14.20267084	0.00	694,958,227,050	0
11/26/94	263	82.800	14.20267084	0.00	694,958,227,050	0
11/28/94	263	82.800	14.20267084	0.00	694,958,227,050	0
2/20/81	264	82.800	14.2566734	0.00	697,600,653,769	0
2/8/82	264	82.800	14.2566734	0.00	697,600,653,769	0
3/25/86	264	82.800	14.2566734	0.00	697,600,653,769	0
11/3/88	264	82.800	14.2566734	0.00	697,600,653,769	0
1/10/94	264	82.800	14.2566734	0.00	697,600,653,769	0
11/25/94	264	82.800	14.2566734	0.00	697,600,653,769	0
11/27/94	264	82.800	14.2566734	0.00	697,600,653,769	0
12/16/99	264	82.800	14.2566734	0.00	697,600,653,769	0
4/30/02	264	82.800	14.2566734	0.20	697,600,653,769	1,395,201,308
3/20/81	265	82.600	14.31067595	0.00	700,243,080,488	0
3/16/82	265	82.600	14.31067595	0.00	700,243,080,488	0
11/24/94	265	82.600	14.31067595	0.00	700,243,080,488	0
11/23/95	265	82.600	14.31067595	0.00	700,243,080,488	0
11/29/97	265	82.600	14.31067595	0.00	700,243,080,488	0
11/19/01	265	82.600	14.31067595	0.00	700,243,080,488	0
4/28/08	265	82.600	14.31067595	0.00	700,243,080,488	0
1/18/09	265	82.600	14.31067595	0.10	700,243,080,488	700,243,080
4/26/86	266	82.500	14.3646785	0.00	702,885,507,207	0
11/3/89	266	82.500	14.3646785	0.00	702,885,507,207	0
1/9/94	266	82.500	14.3646785	0.00	702,885,507,207	0
11/23/94	266	82.500	14.3646785	0.00	702,885,507,207	0
4/27/98	266	82.500	14.3646785	0.00	702,885,507,207	0
11/4/98	266	82.500	14.3646785	0.00	702,885,507,207	0
1/4/01	266	82.500	14.3646785	0.00	702,885,507,207	0
1/13/08	266	82.500	14.3646785	0.20	702,885,507,207	1,405,771,014
2/19/81	267	82.300	14.41868105	0.00	705,527,933,926	0
12/14/90	267	82.300	14.41868105	0.00	705,527,933,926	0
3/29/00	267	82.300	14.41868105	0.00	705,527,933,926	0
4/15/01	267	82.300	14.41868105	0.00	705,527,933,926	0
3/19/06	267	82.300	14.41868105	0.10	705,527,933,926	705,527,934
1/20/82	268	82.200	14.4726836	0.00	708,170,360,645	0
12/25/89	268	82.200	14.4726836	0.00	708,170,360,645	0
11/21/95	268	82.200	14.4726836	0.00	708,170,360,645	0
12/4/95	268	82.200	14.4726836	0.00	708,170,360,645	0
12/16/97	268	82.200	14.4726836	0.00	708,170,360,645	0
3/21/00	268	82.200	14.4726836	0.00	708,170,360,645	0
11/18/01	268	82.200	14.4726836	0.00	708,170,360,645	0
12/6/06	268	82.200	14.4726836	0.10	708,170,360,645	708,170,361



FINAL—Whiskey Chitto Creek (Subsegment 030501) Fecal Coliform Bacteria TMDL  
 Origination Date: October 5, 2010

Date	Observed flow (cfs)	Percent exceedance for observed flow	Adjusted flow for entire basin (cfs)	Width for area under curves (%)	Allowable load to meet standard (MPN/day)	Area under TMDL curve (MPN/day)
11/26/93	269	82.100	14.52668615	0.00	710,812,787,363	0
4/12/96	269	82.100	14.52668615	0.10	710,812,787,363	710,812,787
4/28/81	270	82.000	14.5806887	0.00	713,455,214,082	0
3/24/86	270	82.000	14.5806887	0.00	713,455,214,082	0
4/22/87	270	82.000	14.5806887	0.00	713,455,214,082	0
4/24/87	270	82.000	14.5806887	0.00	713,455,214,082	0
4/27/89	270	82.000	14.5806887	0.00	713,455,214,082	0
11/16/92	270	82.000	14.5806887	0.00	713,455,214,082	0
11/14/96	270	82.000	14.5806887	0.00	713,455,214,082	0
12/6/96	270	82.000	14.5806887	0.00	713,455,214,082	0
12/20/03	270	82.000	14.5806887	0.00	713,455,214,082	0
4/22/04	270	82.000	14.5806887	0.10	713,455,214,082	713,455,214
2/18/81	271	81.900	14.63469125	0.00	716,097,640,801	0
3/15/82	271	81.900	14.63469125	0.00	716,097,640,801	0
12/19/89	271	81.900	14.63469125	0.00	716,097,640,801	0
11/22/94	271	81.900	14.63469125	0.00	716,097,640,801	0
11/17/01	271	81.900	14.63469125	0.00	716,097,640,801	0
4/29/02	271	81.900	14.63469125	0.00	716,097,640,801	0
12/25/05	271	81.900	14.63469125	0.00	716,097,640,801	0
1/17/09	271	81.900	14.63469125	0.20	716,097,640,801	1,432,195,282
3/11/86	272	81.700	14.6886938	0.00	718,740,067,520	0
12/2/94	272	81.700	14.6886938	0.00	718,740,067,520	0
11/4/96	272	81.700	14.6886938	0.00	718,740,067,520	0
11/13/00	272	81.700	14.6886938	0.00	718,740,067,520	0
4/30/03	272	81.700	14.6886938	0.00	718,740,067,520	0
1/2/08	272	81.700	14.6886938	0.00	718,740,067,520	0
2/25/09	272	81.700	14.6886938	0.10	718,740,067,520	718,740,068
1/13/82	273	81.600	14.74269635	0.00	721,382,494,239	0
4/2/82	273	81.600	14.74269635	0.00	721,382,494,239	0
3/10/86	273	81.600	14.74269635	0.00	721,382,494,239	0
1/8/94	273	81.600	14.74269635	0.00	721,382,494,239	0
12/15/99	273	81.600	14.74269635	0.00	721,382,494,239	0
12/5/06	273	81.600	14.74269635	0.00	721,382,494,239	0
1/12/08	273	81.600	14.74269635	0.20	721,382,494,239	1,442,764,988
12/17/89	274	81.400	14.7966989	0.00	724,024,920,957	0
12/18/89	274	81.400	14.7966989	0.00	724,024,920,957	0
11/24/95	274	81.400	14.7966989	0.00	724,024,920,957	0
11/16/01	274	81.400	14.7966989	0.00	724,024,920,957	0
3/26/06	274	81.400	14.7966989	0.00	724,024,920,957	0
4/29/08	274	81.400	14.7966989	0.10	724,024,920,957	724,024,921
3/26/81	275	81.300	14.85070145	0.00	726,667,347,676	0
2/7/82	275	81.300	14.85070145	0.00	726,667,347,676	0
11/18/89	275	81.300	14.85070145	0.00	726,667,347,676	0
12/29/89	275	81.300	14.85070145	0.00	726,667,347,676	0

FINAL—Whiskey Chitto Creek (Subsegment 030501) Fecal Coliform Bacteria TMDL  
 Origination Date: October 5, 2010

Date	Observed flow (cfs)	Percent exceedance for observed flow	Adjusted flow for entire basin (cfs)	Width for area under curves (%)	Allowable load to meet standard (MPN/day)	Area under TMDL curve (MPN/day)
11/1/92	275	81.300	14.85070145	0.00	726,667,347,676	0
11/8/92	275	81.300	14.85070145	0.00	726,667,347,676	0
12/20/99	275	81.300	14.85070145	0.00	726,667,347,676	0
4/21/04	275	81.300	14.85070145	0.00	726,667,347,676	0
4/23/04	275	81.300	14.85070145	0.00	726,667,347,676	0
12/14/06	275	81.300	14.85070145	0.10	726,667,347,676	726,667,348
4/1/82	276	81.200	14.904704	0.00	729,309,774,395	0
12/2/95	276	81.200	14.904704	0.00	729,309,774,395	0
4/30/05	276	81.200	14.904704	0.10	729,309,774,395	729,309,774
3/9/86	277	81.100	14.95870656	0.00	731,952,201,114	0
12/20/88	277	81.100	14.95870656	0.00	731,952,201,114	0
12/2/89	277	81.100	14.95870656	0.00	731,952,201,114	0
12/20/89	277	81.100	14.95870656	0.00	731,952,201,114	0
12/30/89	277	81.100	14.95870656	0.00	731,952,201,114	0
11/21/94	277	81.100	14.95870656	0.00	731,952,201,114	0
4/11/96	277	81.100	14.95870656	0.00	731,952,201,114	0
11/17/97	277	81.100	14.95870656	0.00	731,952,201,114	0
12/8/05	277	81.100	14.95870656	0.20	731,952,201,114	1,463,904,402
3/19/81	278	80.900	15.01270911	0.00	734,594,627,833	0
3/14/82	278	80.900	15.01270911	0.00	734,594,627,833	0
1/13/94	278	80.900	15.01270911	0.00	734,594,627,833	0
4/7/96	278	80.900	15.01270911	0.00	734,594,627,833	0
12/15/97	278	80.900	15.01270911	0.00	734,594,627,833	0
4/26/98	278	80.900	15.01270911	0.00	734,594,627,833	0
3/26/00	278	80.900	15.01270911	0.00	734,594,627,833	0
11/15/01	278	80.900	15.01270911	0.00	734,594,627,833	0
3/6/06	278	80.900	15.01270911	0.00	734,594,627,833	0
12/18/07	278	80.900	15.01270911	0.20	734,594,627,833	1,469,189,256
12/15/80	279	80.700	15.06671166	0.00	737,237,054,552	0
2/17/81	279	80.700	15.06671166	0.00	737,237,054,552	0
4/3/81	279	80.700	15.06671166	0.00	737,237,054,552	0
4/14/01	279	80.700	15.06671166	0.00	737,237,054,552	0
1/18/06	279	80.700	15.06671166	0.00	737,237,054,552	0
4/24/08	279	80.700	15.06671166	0.10	737,237,054,552	737,237,055
4/6/82	280	80.600	15.12071421	0.00	739,879,481,270	0
3/12/86	280	80.600	15.12071421	0.00	739,879,481,270	0
4/26/89	280	80.600	15.12071421	0.00	739,879,481,270	0
11/24/89	280	80.600	15.12071421	0.00	739,879,481,270	0
11/28/89	280	80.600	15.12071421	0.00	739,879,481,270	0
11/2/92	280	80.600	15.12071421	0.00	739,879,481,270	0
11/7/92	280	80.600	15.12071421	0.00	739,879,481,270	0
11/23/97	280	80.600	15.12071421	0.00	739,879,481,270	0
1/3/01	280	80.600	15.12071421	0.00	739,879,481,270	0
4/28/02	280	80.600	15.12071421	0.00	739,879,481,270	0

FINAL—Whiskey Chitto Creek (Subsegment 030501) Fecal Coliform Bacteria TMDL  
 Origination Date: October 5, 2010

Date	Observed flow (cfs)	Percent exceedance for observed flow	Adjusted flow for entire basin (cfs)	Width for area under curves (%)	Allowable load to meet standard (MPN/day)	Area under TMDL curve (MPN/day)
4/29/03	280	80.600	15.12071421	0.00	739,879,481,270	0
12/4/03	280	80.600	15.12071421	0.00	739,879,481,270	0
4/6/04	280	80.600	15.12071421	0.00	739,879,481,270	0
4/12/08	280	80.600	15.12071421	0.20	739,879,481,270	1,479,758,963
11/16/83	281	80.400	15.17471676	0.00	742,521,907,989	0
11/17/83	281	80.400	15.17471676	0.00	742,521,907,989	0
4/20/86	281	80.400	15.17471676	0.00	742,521,907,989	0
12/16/89	281	80.400	15.17471676	0.00	742,521,907,989	0
11/14/97	281	80.400	15.17471676	0.00	742,521,907,989	0
3/15/00	281	80.400	15.17471676	0.00	742,521,907,989	0
11/14/01	281	80.400	15.17471676	0.20	742,521,907,989	1,485,043,816
3/23/86	282	80.200	15.22871931	0.00	745,164,334,708	0
11/27/89	282	80.200	15.22871931	0.00	745,164,334,708	0
12/24/89	282	80.200	15.22871931	0.00	745,164,334,708	0
4/30/94	282	80.200	15.22871931	0.00	745,164,334,708	0
4/6/96	282	80.200	15.22871931	0.00	745,164,334,708	0
11/22/96	282	80.200	15.22871931	0.00	745,164,334,708	0
11/12/01	282	80.200	15.22871931	0.00	745,164,334,708	0
11/13/01	282	80.200	15.22871931	0.00	745,164,334,708	0
4/28/03	282	80.200	15.22871931	0.00	745,164,334,708	0
12/4/06	282	80.200	15.22871931	0.10	745,164,334,708	745,164,335
12/13/90	283	80.100	15.28272186	0.00	747,806,761,427	0
11/20/94	283	80.100	15.28272186	0.00	747,806,761,427	0
1/16/09	283	80.100	15.28272186	0.00	747,806,761,427	0
2/24/09	283	80.100	15.28272186	0.10	747,806,761,427	747,806,761
3/8/86	284	80.000	15.33672441	0.00	750,449,188,146	0
3/13/86	284	80.000	15.33672441	0.00	750,449,188,146	0
4/16/86	284	80.000	15.33672441	0.00	750,449,188,146	0
11/20/95	284	80.000	15.33672441	0.00	750,449,188,146	0
4/5/96	284	80.000	15.33672441	0.00	750,449,188,146	0
4/15/98	284	80.000	15.33672441	0.00	750,449,188,146	0
4/16/98	284	80.000	15.33672441	0.00	750,449,188,146	0
4/1/00	284	80.000	15.33672441	0.00	750,449,188,146	0
11/11/01	284	80.000	15.33672441	0.20	750,449,188,146	1,500,898,376
11/15/83	285	79.800	15.39072696	0.00	753,091,614,865	0
11/18/83	285	79.800	15.39072696	0.00	753,091,614,865	0
4/17/98	285	79.800	15.39072696	0.00	753,091,614,865	0
4/27/03	285	79.800	15.39072696	0.00	753,091,614,865	0
4/7/04	285	79.800	15.39072696	0.00	753,091,614,865	0
4/28/05	285	79.800	15.39072696	0.00	753,091,614,865	0
4/29/05	285	79.800	15.39072696	0.10	753,091,614,865	753,091,615
12/3/95	286	79.700	15.44472951	0.00	755,734,041,583	0
4/14/98	286	79.700	15.44472951	0.00	755,734,041,583	0
3/24/00	286	79.700	15.44472951	0.00	755,734,041,583	0

FINAL—Whiskey Chitto Creek (Subsegment 030501) Fecal Coliform Bacteria TMDL  
 Origination Date: October 5, 2010

Date	Observed flow (cfs)	Percent exceedance for observed flow	Adjusted flow for entire basin (cfs)	Width for area under curves (%)	Allowable load to meet standard (MPN/day)	Area under TMDL curve (MPN/day)
4/2/00	286	79.700	15.44472951	0.00	755,734,041,583	0
11/10/01	286	79.700	15.44472951	0.00	755,734,041,583	0
11/1/04	286	79.700	15.44472951	0.00	755,734,041,583	0
4/27/05	286	79.700	15.44472951	0.10	755,734,041,583	755,734,042
3/13/82	287	79.600	15.49873206	0.00	758,376,468,302	0
11/8/83	287	79.600	15.49873206	0.00	758,376,468,302	0
12/7/89	287	79.600	15.49873206	0.00	758,376,468,302	0
11/19/94	287	79.600	15.49873206	0.00	758,376,468,302	0
3/18/06	287	79.600	15.49873206	0.10	758,376,468,302	758,376,468
11/12/86	288	79.500	15.55273461	0.00	761,018,895,021	0
11/25/93	288	79.500	15.55273461	0.00	761,018,895,021	0
1/7/94	288	79.500	15.55273461	0.00	761,018,895,021	0
4/18/98	288	79.500	15.55273461	0.00	761,018,895,021	0
11/5/98	288	79.500	15.55273461	0.00	761,018,895,021	0
4/27/02	288	79.500	15.55273461	0.20	761,018,895,021	1,522,037,790
3/5/86	289	79.300	15.60673716	0.00	763,661,321,740	0
11/10/90	289	79.300	15.60673716	0.00	763,661,321,740	0
12/8/95	289	79.300	15.60673716	0.00	763,661,321,740	0
11/18/00	289	79.300	15.60673716	0.00	763,661,321,740	0
4/26/03	289	79.300	15.60673716	0.00	763,661,321,740	0
12/24/05	289	79.300	15.60673716	0.10	763,661,321,740	763,661,322
11/30/80	290	79.200	15.66073971	0.00	766,303,748,459	0
1/4/82	290	79.200	15.66073971	0.00	766,303,748,459	0
11/14/83	290	79.200	15.66073971	0.00	766,303,748,459	0
3/6/86	290	79.200	15.66073971	0.00	766,303,748,459	0
4/21/87	290	79.200	15.66073971	0.00	766,303,748,459	0
4/25/89	290	79.200	15.66073971	0.00	766,303,748,459	0
11/6/92	290	79.200	15.66073971	0.00	766,303,748,459	0
11/9/01	290	79.200	15.66073971	0.00	766,303,748,459	0
4/24/03	290	79.200	15.66073971	0.00	766,303,748,459	0
4/25/03	290	79.200	15.66073971	0.00	766,303,748,459	0
4/20/04	290	79.200	15.66073971	0.00	766,303,748,459	0
2/14/09	290	79.200	15.66073971	0.20	766,303,748,459	1,532,607,497
2/16/81	291	79.000	15.71474227	0.00	768,946,175,177	0
3/3/86	291	79.000	15.71474227	0.00	768,946,175,177	0
3/4/86	291	79.000	15.71474227	0.00	768,946,175,177	0
3/7/86	291	79.000	15.71474227	0.00	768,946,175,177	0
12/18/90	291	79.000	15.71474227	0.00	768,946,175,177	0
1/2/94	291	79.000	15.71474227	0.00	768,946,175,177	0
12/5/96	291	79.000	15.71474227	0.00	768,946,175,177	0
4/13/98	291	79.000	15.71474227	0.00	768,946,175,177	0
4/1/08	291	79.000	15.71474227	0.20	768,946,175,177	1,537,892,350
4/5/82	292	78.800	15.76874482	0.00	771,588,601,896	0
4/5/94	292	78.800	15.76874482	0.00	771,588,601,896	0

FINAL—Whiskey Chitto Creek (Subsegment 030501) Fecal Coliform Bacteria TMDL  
 Origination Date: October 5, 2010

Date	Observed flow (cfs)	Percent exceedance for observed flow	Adjusted flow for entire basin (cfs)	Width for area under curves (%)	Allowable load to meet standard (MPN/day)	Area under TMDL curve (MPN/day)
11/3/96	292	78.800	15.76874482	0.00	771,588,601,896	0
12/27/00	292	78.800	15.76874482	0.00	771,588,601,896	0
2/27/01	292	78.800	15.76874482	0.00	771,588,601,896	0
4/23/03	292	78.800	15.76874482	0.00	771,588,601,896	0
11/29/06	292	78.800	15.76874482	0.00	771,588,601,896	0
11/30/06	292	78.800	15.76874482	0.10	771,588,601,896	771,588,602
3/2/86	293	78.700	15.82274737	0.00	774,231,028,615	0
4/29/94	293	78.700	15.82274737	0.00	774,231,028,615	0
11/18/94	293	78.700	15.82274737	0.00	774,231,028,615	0
11/29/94	293	78.700	15.82274737	0.00	774,231,028,615	0
2/26/01	293	78.700	15.82274737	0.00	774,231,028,615	0
4/13/01	293	78.700	15.82274737	0.00	774,231,028,615	0
11/30/07	293	78.700	15.82274737	0.10	774,231,028,615	774,231,029
11/19/83	294	78.600	15.87674992	0.00	776,873,455,334	0
3/22/86	294	78.600	15.87674992	0.00	776,873,455,334	0
12/15/89	294	78.600	15.87674992	0.00	776,873,455,334	0
11/13/96	294	78.600	15.87674992	0.00	776,873,455,334	0
12/14/97	294	78.600	15.87674992	0.00	776,873,455,334	0
12/26/00	294	78.600	15.87674992	0.10	776,873,455,334	776,873,455
3/18/81	295	78.500	15.93075247	0.00	779,515,882,053	0
1/16/94	295	78.500	15.93075247	0.00	779,515,882,053	0
11/8/94	295	78.500	15.93075247	0.00	779,515,882,053	0
12/3/94	295	78.500	15.93075247	0.00	779,515,882,053	0
4/25/98	295	78.500	15.93075247	0.00	779,515,882,053	0
4/22/03	295	78.500	15.93075247	0.00	779,515,882,053	0
12/19/03	295	78.500	15.93075247	0.00	779,515,882,053	0
4/5/04	295	78.500	15.93075247	0.00	779,515,882,053	0
4/26/05	295	78.500	15.93075247	0.00	779,515,882,053	0
11/28/06	295	78.500	15.93075247	0.00	779,515,882,053	0
12/3/06	295	78.500	15.93075247	0.00	779,515,882,053	0
3/30/07	295	78.500	15.93075247	0.00	779,515,882,053	0
3/31/07	295	78.500	15.93075247	0.00	779,515,882,053	0
3/31/08	295	78.500	15.93075247	0.30	779,515,882,053	2,338,547,646
2/14/82	296	78.200	15.98475502	0.00	782,158,308,772	0
11/29/89	296	78.200	15.98475502	0.00	782,158,308,772	0
3/23/00	296	78.200	15.98475502	0.00	782,158,308,772	0
1/23/06	296	78.200	15.98475502	0.00	782,158,308,772	0
3/22/06	296	78.200	15.98475502	0.10	782,158,308,772	782,158,309
1/19/82	297	78.100	16.03875757	0.00	784,800,735,490	0
3/1/86	297	78.100	16.03875757	0.00	784,800,735,490	0
11/1/88	297	78.100	16.03875757	0.00	784,800,735,490	0
11/11/90	297	78.100	16.03875757	0.00	784,800,735,490	0
12/4/90	297	78.100	16.03875757	0.00	784,800,735,490	0
4/4/94	297	78.100	16.03875757	0.00	784,800,735,490	0

FINAL—Whiskey Chitto Creek (Subsegment 030501) Fecal Coliform Bacteria TMDL  
 Origination Date: October 5, 2010

Date	Observed flow (cfs)	Percent exceedance for observed flow	Adjusted flow for entire basin (cfs)	Width for area under curves (%)	Allowable load to meet standard (MPN/day)	Area under TMDL curve (MPN/day)
3/18/96	297	78.100	16.03875757	0.00	784,800,735,490	0
4/10/96	297	78.100	16.03875757	0.00	784,800,735,490	0
4/19/98	297	78.100	16.03875757	0.00	784,800,735,490	0
11/8/01	297	78.100	16.03875757	0.20	784,800,735,490	1,569,601,471
4/25/86	298	77.900	16.09276012	0.00	787,443,162,209	0
12/23/89	298	77.900	16.09276012	0.00	787,443,162,209	0
12/1/94	298	77.900	16.09276012	0.00	787,443,162,209	0
4/8/96	298	77.900	16.09276012	0.00	787,443,162,209	0
12/4/97	298	77.900	16.09276012	0.00	787,443,162,209	0
12/28/03	298	77.900	16.09276012	0.00	787,443,162,209	0
11/27/06	298	77.900	16.09276012	0.10	787,443,162,209	787,443,162
11/17/94	299	77.800	16.14676267	0.00	790,085,588,928	0
3/17/96	299	77.800	16.14676267	0.00	790,085,588,928	0
4/30/96	299	77.800	16.14676267	0.00	790,085,588,928	0
4/12/98	299	77.800	16.14676267	0.00	790,085,588,928	0
4/21/03	299	77.800	16.14676267	0.00	790,085,588,928	0
1/15/09	299	77.800	16.14676267	0.00	790,085,588,928	0
2/23/09	299	77.800	16.14676267	0.10	790,085,588,928	790,085,589
11/13/81	300	77.700	16.20076522	0.00	792,728,015,647	0
12/20/81	300	77.700	16.20076522	0.00	792,728,015,647	0
11/13/83	300	77.700	16.20076522	0.00	792,728,015,647	0
11/20/83	300	77.700	16.20076522	0.00	792,728,015,647	0
4/28/89	300	77.700	16.20076522	0.00	792,728,015,647	0
4/26/90	300	77.700	16.20076522	0.00	792,728,015,647	0
12/3/90	300	77.700	16.20076522	0.00	792,728,015,647	0
12/28/00	300	77.700	16.20076522	0.00	792,728,015,647	0
4/26/02	300	77.700	16.20076522	0.00	792,728,015,647	0
12/15/06	300	77.700	16.20076522	0.00	792,728,015,647	0
12/28/07	300	77.700	16.20076522	0.00	792,728,015,647	0
4/11/08	300	77.700	16.20076522	0.30	792,728,015,647	2,378,184,047
3/12/82	301	77.400	16.25476777	0.00	795,370,442,366	0
3/25/00	301	77.400	16.25476777	0.00	795,370,442,366	0
1/2/01	301	77.400	16.25476777	0.00	795,370,442,366	0
4/20/03	301	77.400	16.25476777	0.00	795,370,442,366	0
3/5/06	301	77.400	16.25476777	0.00	795,370,442,366	0
4/27/08	301	77.400	16.25476777	0.10	795,370,442,366	795,370,442
3/16/96	302	77.300	16.30877032	0.00	798,012,869,085	0
3/31/00	302	77.300	16.30877032	0.00	798,012,869,085	0
2/25/01	302	77.300	16.30877032	0.00	798,012,869,085	0
3/30/08	302	77.300	16.30877032	0.10	798,012,869,085	798,012,869
2/6/82	303	77.200	16.36277287	0.00	800,655,295,803	0
11/19/95	303	77.200	16.36277287	0.00	800,655,295,803	0
12/1/96	303	77.200	16.36277287	0.00	800,655,295,803	0
4/25/05	303	77.200	16.36277287	0.00	800,655,295,803	0

FINAL—Whiskey Chitto Creek (Subsegment 030501) Fecal Coliform Bacteria TMDL  
 Origination Date: October 5, 2010

Date	Observed flow (cfs)	Percent exceedance for observed flow	Adjusted flow for entire basin (cfs)	Width for area under curves (%)	Allowable load to meet standard (MPN/day)	Area under TMDL curve (MPN/day)
11/26/06	303	77.200	16.36277287	0.00	800,655,295,803	0
3/29/07	303	77.200	16.36277287	0.00	800,655,295,803	0
11/24/07	303	77.200	16.36277287	0.10	800,655,295,803	800,655,296
1/24/81	304	77.100	16.41677543	0.00	803,297,722,522	0
2/28/86	304	77.100	16.41677543	0.00	803,297,722,522	0
3/15/96	304	77.100	16.41677543	0.00	803,297,722,522	0
11/13/98	304	77.100	16.41677543	0.00	803,297,722,522	0
4/19/03	304	77.100	16.41677543	0.10	803,297,722,522	803,297,723
4/1/81	305	77.000	16.47077798	0.00	805,940,149,241	0
11/9/81	305	77.000	16.47077798	0.00	805,940,149,241	0
2/15/82	305	77.000	16.47077798	0.00	805,940,149,241	0
12/11/88	305	77.000	16.47077798	0.00	805,940,149,241	0
11/29/90	305	77.000	16.47077798	0.00	805,940,149,241	0
11/7/01	305	77.000	16.47077798	0.10	805,940,149,241	805,940,149
3/24/81	306	76.900	16.52478053	0.00	808,582,575,960	0
1/1/94	306	76.900	16.52478053	0.00	808,582,575,960	0
3/21/86	307	76.900	16.57878308	0.00	811,225,002,679	0
12/17/88	307	76.900	16.57878308	0.00	811,225,002,679	0
4/3/94	307	76.900	16.57878308	0.00	811,225,002,679	0
3/14/96	307	76.900	16.57878308	0.00	811,225,002,679	0
4/2/06	307	76.900	16.57878308	0.10	811,225,002,679	811,225,003
1/22/81	308	76.800	16.63278563	0.00	813,867,429,397	0
11/23/86	308	76.800	16.63278563	0.00	813,867,429,397	0
12/2/96	308	76.800	16.63278563	0.00	813,867,429,397	0
12/12/00	308	76.800	16.63278563	0.00	813,867,429,397	0
4/12/01	308	76.800	16.63278563	0.00	813,867,429,397	0
4/18/03	308	76.800	16.63278563	0.00	813,867,429,397	0
4/24/05	308	76.800	16.63278563	0.00	813,867,429,397	0
1/24/06	308	76.800	16.63278563	0.00	813,867,429,397	0
11/25/06	308	76.800	16.63278563	0.00	813,867,429,397	0
3/29/08	308	76.800	16.63278563	0.20	813,867,429,397	1,627,734,859
12/9/93	309	76.600	16.68678818	0.00	816,509,856,116	0
12/16/95	309	76.600	16.68678818	0.00	816,509,856,116	0
4/4/96	309	76.600	16.68678818	0.00	816,509,856,116	0
12/3/97	309	76.600	16.68678818	0.00	816,509,856,116	0
4/11/98	309	76.600	16.68678818	0.00	816,509,856,116	0
2/6/09	309	76.600	16.68678818	0.10	816,509,856,116	816,509,856
11/23/80	310	76.500	16.74079073	0.00	819,152,282,835	0
2/15/81	310	76.500	16.74079073	0.00	819,152,282,835	0
2/27/86	310	76.500	16.74079073	0.00	819,152,282,835	0
3/20/86	310	76.500	16.74079073	0.00	819,152,282,835	0
4/20/87	310	76.500	16.74079073	0.00	819,152,282,835	0
4/24/89	310	76.500	16.74079073	0.00	819,152,282,835	0
1/3/94	310	76.500	16.74079073	0.00	819,152,282,835	0

FINAL—Whiskey Chitto Creek (Subsegment 030501) Fecal Coliform Bacteria TMDL  
 Origination Date: October 5, 2010

Date	Observed flow (cfs)	Percent exceedance for observed flow	Adjusted flow for entire basin (cfs)	Width for area under curves (%)	Allowable load to meet standard (MPN/day)	Area under TMDL curve (MPN/day)
12/25/00	310	76.500	16.74079073	0.00	819,152,282,835	0
4/17/03	310	76.500	16.74079073	0.00	819,152,282,835	0
12/3/03	310	76.500	16.74079073	0.00	819,152,282,835	0
1/16/04	310	76.500	16.74079073	0.00	819,152,282,835	0
1/28/06	310	76.500	16.74079073	0.00	819,152,282,835	0
3/28/07	310	76.500	16.74079073	0.30	819,152,282,835	2,457,456,849
12/14/89	311	76.200	16.79479328	0.00	821,794,709,554	0
11/16/94	311	76.200	16.79479328	0.00	821,794,709,554	0
12/23/05	311	76.200	16.79479328	0.00	821,794,709,554	0
12/1/06	311	76.200	16.79479328	0.00	821,794,709,554	0
3/17/81	312	76.200	16.84879583	0.00	824,437,136,273	0
3/30/82	312	76.200	16.84879583	0.00	824,437,136,273	0
12/12/90	312	76.200	16.84879583	0.00	824,437,136,273	0
3/13/96	312	76.200	16.84879583	0.00	824,437,136,273	0
4/16/03	312	76.200	16.84879583	0.00	824,437,136,273	0
2/10/06	312	76.200	16.84879583	0.00	824,437,136,273	0
3/31/06	312	76.200	16.84879583	0.00	824,437,136,273	0
12/2/06	312	76.200	16.84879583	0.00	824,437,136,273	0
3/28/08	312	76.200	16.84879583	0.20	824,437,136,273	1,648,874,273
1/31/82	313	76.000	16.90279838	0.00	827,079,562,992	0
3/31/82	313	76.000	16.90279838	0.00	827,079,562,992	0
12/11/94	313	76.000	16.90279838	0.00	827,079,562,992	0
3/6/96	313	76.000	16.90279838	0.00	827,079,562,992	0
4/25/02	313	76.000	16.90279838	0.10	827,079,562,992	827,079,563
4/28/84	314	75.900	16.95680093	0.00	829,721,989,710	0
4/29/84	314	75.900	16.95680093	0.00	829,721,989,710	0
11/17/91	314	75.900	16.95680093	0.00	829,721,989,710	0
12/4/92	314	75.900	16.95680093	0.00	829,721,989,710	0
1/6/94	314	75.900	16.95680093	0.00	829,721,989,710	0
3/7/96	314	75.900	16.95680093	0.00	829,721,989,710	0
11/24/06	314	75.900	16.95680093	0.10	829,721,989,710	829,721,990
3/25/81	315	75.800	17.01080348	0.00	832,364,416,429	0
12/15/94	315	75.800	17.01080348	0.00	832,364,416,429	0
3/26/96	315	75.800	17.01080348	0.00	832,364,416,429	0
11/6/01	315	75.800	17.01080348	0.10	832,364,416,429	832,364,416
12/14/80	316	75.700	17.06480603	0.00	835,006,843,148	0
4/4/82	316	75.700	17.06480603	0.00	835,006,843,148	0
11/12/83	316	75.700	17.06480603	0.00	835,006,843,148	0
4/30/84	316	75.700	17.06480603	0.00	835,006,843,148	0
2/26/86	316	75.700	17.06480603	0.00	835,006,843,148	0
4/23/05	316	75.700	17.06480603	0.10	835,006,843,148	835,006,843
12/21/97	317	75.600	17.11880858	0.00	837,649,269,867	0
2/24/01	317	75.600	17.11880858	0.00	837,649,269,867	0
3/27/08	317	75.600	17.11880858	0.00	837,649,269,867	0



FINAL—Whiskey Chitto Creek (Subsegment 030501) Fecal Coliform Bacteria TMDL  
 Origination Date: October 5, 2010

Date	Observed flow (cfs)	Percent exceedance for observed flow	Adjusted flow for entire basin (cfs)	Width for area under curves (%)	Allowable load to meet standard (MPN/day)	Area under TMDL curve (MPN/day)
4/10/08	317	75.600	17.11880858	0.10	837,649,269,867	837,649,270
4/22/94	318	75.500	17.17281114	0.00	840,291,696,586	0
3/5/96	318	75.500	17.17281114	0.00	840,291,696,586	0
11/30/97	318	75.500	17.17281114	0.00	840,291,696,586	0
4/10/98	318	75.500	17.17281114	0.00	840,291,696,586	0
3/30/00	318	75.500	17.17281114	0.00	840,291,696,586	0
12/13/03	318	75.500	17.17281114	0.00	840,291,696,586	0
12/21/06	318	75.500	17.17281114	0.00	840,291,696,586	0
1/1/08	318	75.500	17.17281114	0.10	840,291,696,586	840,291,697
11/30/89	319	75.400	17.22681369	0.00	842,934,123,305	0
11/18/91	319	75.400	17.22681369	0.00	842,934,123,305	0
12/3/92	319	75.400	17.22681369	0.00	842,934,123,305	0
11/24/93	319	75.400	17.22681369	0.00	842,934,123,305	0
11/30/94	319	75.400	17.22681369	0.00	842,934,123,305	0
3/27/96	319	75.400	17.22681369	0.00	842,934,123,305	0
11/25/03	319	75.400	17.22681369	0.00	842,934,123,305	0
3/27/07	319	75.400	17.22681369	0.00	842,934,123,305	0
11/26/07	319	75.400	17.22681369	0.20	842,934,123,305	1,685,868,247
4/24/81	320	75.200	17.28081624	0.00	845,576,550,023	0
12/26/81	320	75.200	17.28081624	0.00	845,576,550,023	0
4/15/86	320	75.200	17.28081624	0.00	845,576,550,023	0
4/18/87	320	75.200	17.28081624	0.00	845,576,550,023	0
4/19/87	320	75.200	17.28081624	0.00	845,576,550,023	0
12/31/93	320	75.200	17.28081624	0.00	845,576,550,023	0
11/2/96	320	75.200	17.28081624	0.00	845,576,550,023	0
4/30/00	320	75.200	17.28081624	0.00	845,576,550,023	0
4/15/03	320	75.200	17.28081624	0.00	845,576,550,023	0
4/4/04	320	75.200	17.28081624	0.00	845,576,550,023	0
11/23/06	320	75.200	17.28081624	0.00	845,576,550,023	0
1/14/09	320	75.200	17.28081624	0.20	845,576,550,023	1,691,153,100
1/18/82	321	75.000	17.33481879	0.00	848,218,976,742	0
12/31/89	321	75.000	17.33481879	0.00	848,218,976,742	0
4/2/94	321	75.000	17.33481879	0.00	848,218,976,742	0
4/28/94	321	75.000	17.33481879	0.00	848,218,976,742	0
12/10/94	321	75.000	17.33481879	0.00	848,218,976,742	0
3/12/96	321	75.000	17.33481879	0.00	848,218,976,742	0
4/9/96	321	75.000	17.33481879	0.00	848,218,976,742	0
11/30/96	321	75.000	17.33481879	0.00	848,218,976,742	0
4/24/98	321	75.000	17.33481879	0.00	848,218,976,742	0
12/13/00	321	75.000	17.33481879	0.20	848,218,976,742	1,696,437,953
4/27/84	322	74.800	17.38882134	0.00	850,861,403,461	0
2/3/86	322	74.800	17.38882134	0.00	850,861,403,461	0
12/19/88	322	74.800	17.38882134	0.00	850,861,403,461	0
11/16/91	322	74.800	17.38882134	0.00	850,861,403,461	0

FINAL—Whiskey Chitto Creek (Subsegment 030501) Fecal Coliform Bacteria TMDL  
 Origination Date: October 5, 2010

Date	Observed flow (cfs)	Percent exceedance for observed flow	Adjusted flow for entire basin (cfs)	Width for area under curves (%)	Allowable load to meet standard (MPN/day)	Area under TMDL curve (MPN/day)
12/7/98	322	74.800	17.38882134	0.00	850,861,403,461	0
1/29/06	322	74.800	17.38882134	0.00	850,861,403,461	0
3/17/06	322	74.800	17.38882134	0.00	850,861,403,461	0
3/25/06	322	74.800	17.38882134	0.20	850,861,403,461	1,701,722,807
4/17/82	323	74.600	17.44282389	0.00	853,503,830,180	0
2/2/86	323	74.600	17.44282389	0.00	853,503,830,180	0
1/3/90	323	74.600	17.44282389	0.00	853,503,830,180	0
12/9/95	323	74.600	17.44282389	0.00	853,503,830,180	0
11/20/96	323	74.600	17.44282389	0.00	853,503,830,180	0
12/13/97	323	74.600	17.44282389	0.00	853,503,830,180	0
12/22/99	323	74.600	17.44282389	0.00	853,503,830,180	0
11/5/01	323	74.600	17.44282389	0.00	853,503,830,180	0
4/24/02	323	74.600	17.44282389	0.00	853,503,830,180	0
4/25/07	323	74.600	17.44282389	0.10	853,503,830,180	853,503,830
3/4/81	324	74.500	17.49682644	0.00	856,146,256,899	0
2/25/86	324	74.500	17.49682644	0.00	856,146,256,899	0
12/1/89	324	74.500	17.49682644	0.00	856,146,256,899	0
12/29/93	324	74.500	17.49682644	0.00	856,146,256,899	0
3/4/96	324	74.500	17.49682644	0.00	856,146,256,899	0
1/15/04	324	74.500	17.49682644	0.00	856,146,256,899	0
4/22/05	324	74.500	17.49682644	0.00	856,146,256,899	0
12/27/07	324	74.500	17.49682644	0.20	856,146,256,899	1,712,292,514
12/19/81	325	74.300	17.55082899	0.00	858,788,683,617	0
12/15/95	325	74.300	17.55082899	0.00	858,788,683,617	0
12/6/98	325	74.300	17.55082899	0.00	858,788,683,617	0
12/24/00	325	74.300	17.55082899	0.00	858,788,683,617	0
4/8/04	325	74.300	17.55082899	0.00	858,788,683,617	0
4/24/04	325	74.300	17.55082899	0.00	858,788,683,617	0
12/20/06	325	74.300	17.55082899	0.00	858,788,683,617	0
3/26/08	325	74.300	17.55082899	0.10	858,788,683,617	858,788,684
3/11/82	326	74.200	17.60483154	0.00	861,431,110,336	0
1/31/86	326	74.200	17.60483154	0.00	861,431,110,336	0
2/1/86	326	74.200	17.60483154	0.00	861,431,110,336	0
3/19/86	326	74.200	17.60483154	0.00	861,431,110,336	0
11/12/90	326	74.200	17.60483154	0.00	861,431,110,336	0
3/1/96	326	74.200	17.60483154	0.00	861,431,110,336	0
11/21/96	326	74.200	17.60483154	0.00	861,431,110,336	0
4/9/98	326	74.200	17.60483154	0.00	861,431,110,336	0
2/15/01	326	74.200	17.60483154	0.20	861,431,110,336	1,722,862,221
4/2/81	327	74.000	17.65883409	0.00	864,073,537,055	0
12/16/88	327	74.000	17.65883409	0.00	864,073,537,055	0
1/2/90	327	74.000	17.65883409	0.00	864,073,537,055	0
12/28/94	327	74.000	17.65883409	0.00	864,073,537,055	0
3/25/96	327	74.000	17.65883409	0.00	864,073,537,055	0

FINAL—Whiskey Chitto Creek (Subsegment 030501) Fecal Coliform Bacteria TMDL  
 Origination Date: October 5, 2010

Date	Observed flow (cfs)	Percent exceedance for observed flow	Adjusted flow for entire basin (cfs)	Width for area under curves (%)	Allowable load to meet standard (MPN/day)	Area under TMDL curve (MPN/day)
12/4/96	327	74.000	17.65883409	0.00	864,073,537,055	0
11/16/97	327	74.000	17.65883409	0.00	864,073,537,055	0
2/28/01	327	74.000	17.65883409	0.00	864,073,537,055	0
4/11/01	327	74.000	17.65883409	0.00	864,073,537,055	0
11/22/03	327	74.000	17.65883409	0.00	864,073,537,055	0
1/8/04	327	74.000	17.65883409	0.20	864,073,537,055	1,728,147,074
11/26/89	328	73.800	17.71283664	0.00	866,715,963,774	0
11/15/91	328	73.800	17.71283664	0.00	866,715,963,774	0
11/15/94	328	73.800	17.71283664	0.00	866,715,963,774	0
11/22/06	328	73.800	17.71283664	0.00	866,715,963,774	0
3/26/07	328	73.800	17.71283664	0.10	866,715,963,774	866,715,964
2/27/95	329	73.700	17.76683919	0.00	869,358,390,493	0
12/17/95	329	73.700	17.76683919	0.00	869,358,390,493	0
3/19/96	329	73.700	17.76683919	0.10	869,358,390,493	869,358,390
3/16/81	330	73.600	17.82084174	0.00	872,000,817,212	0
4/27/81	330	73.600	17.82084174	0.00	872,000,817,212	0
12/21/81	330	73.600	17.82084174	0.00	872,000,817,212	0
2/9/82	330	73.600	17.82084174	0.00	872,000,817,212	0
4/16/87	330	73.600	17.82084174	0.00	872,000,817,212	0
4/17/87	330	73.600	17.82084174	0.00	872,000,817,212	0
4/23/89	330	73.600	17.82084174	0.00	872,000,817,212	0
4/25/90	330	73.600	17.82084174	0.00	872,000,817,212	0
2/29/96	330	73.600	17.82084174	0.00	872,000,817,212	0
4/3/96	330	73.600	17.82084174	0.00	872,000,817,212	0
12/5/98	330	73.600	17.82084174	0.00	872,000,817,212	0
11/4/01	330	73.600	17.82084174	0.00	872,000,817,212	0
4/14/03	330	73.600	17.82084174	0.00	872,000,817,212	0
4/21/05	330	73.600	17.82084174	0.00	872,000,817,212	0
4/24/07	330	73.600	17.82084174	0.00	872,000,817,212	0
11/22/07	330	73.600	17.82084174	0.00	872,000,817,212	0
11/25/07	330	73.600	17.82084174	0.00	872,000,817,212	0
2/22/09	330	73.600	17.82084174	0.30	872,000,817,212	2,616,002,452
3/8/82	331	73.300	17.8748443	0.00	874,643,243,930	0
4/21/94	331	73.300	17.8748443	0.00	874,643,243,930	0
12/12/94	331	73.300	17.8748443	0.00	874,643,243,930	0
3/2/96	331	73.300	17.8748443	0.00	874,643,243,930	0
2/9/06	331	73.300	17.8748443	0.00	874,643,243,930	0
2/25/06	331	73.300	17.8748443	0.00	874,643,243,930	0
3/4/06	331	73.300	17.8748443	0.00	874,643,243,930	0
4/4/08	331	73.300	17.8748443	0.10	874,643,243,930	874,643,244
1/30/86	332	73.200	17.92884685	0.00	877,285,670,649	0
2/24/86	332	73.200	17.92884685	0.00	877,285,670,649	0
12/5/92	332	73.200	17.92884685	0.00	877,285,670,649	0
11/22/97	332	73.200	17.92884685	0.00	877,285,670,649	0

FINAL—Whiskey Chitto Creek (Subsegment 030501) Fecal Coliform Bacteria TMDL  
 Origination Date: October 5, 2010

Date	Observed flow (cfs)	Percent exceedance for observed flow	Adjusted flow for entire basin (cfs)	Width for area under curves (%)	Allowable load to meet standard (MPN/day)	Area under TMDL curve (MPN/day)
2/23/01	332	73.200	17.92884685	0.00	877,285,670,649	0
12/18/03	332	73.200	17.92884685	0.00	877,285,670,649	0
1/22/06	332	73.200	17.92884685	0.20	877,285,670,649	1,754,571,341
4/26/84	333	73.000	17.9828494	0.00	879,928,097,368	0
12/20/93	333	73.000	17.9828494	0.00	879,928,097,368	0
12/30/93	333	73.000	17.9828494	0.00	879,928,097,368	0
3/3/96	333	73.000	17.9828494	0.00	879,928,097,368	0
3/8/96	333	73.000	17.9828494	0.00	879,928,097,368	0
2/14/01	333	73.000	17.9828494	0.00	879,928,097,368	0
4/26/07	333	73.000	17.9828494	0.10	879,928,097,368	879,928,097
12/22/89	334	72.900	18.03685195	0.00	882,570,524,087	0
1/12/95	334	72.900	18.03685195	0.00	882,570,524,087	0
2/28/96	334	72.900	18.03685195	0.00	882,570,524,087	0
4/8/98	334	72.900	18.03685195	0.00	882,570,524,087	0
12/24/99	334	72.900	18.03685195	0.00	882,570,524,087	0
4/11/09	334	72.900	18.03685195	0.00	882,570,524,087	0
4/12/09	334	72.900	18.03685195	0.10	882,570,524,087	882,570,524
12/13/89	335	72.800	18.0908545	0.00	885,212,950,806	0
12/6/90	335	72.800	18.0908545	0.00	885,212,950,806	0
12/21/93	335	72.800	18.0908545	0.00	885,212,950,806	0
4/6/03	335	72.800	18.0908545	0.00	885,212,950,806	0
4/19/04	335	72.800	18.0908545	0.10	885,212,950,806	885,212,951
12/2/92	336	72.700	18.14485705	0.00	887,855,377,524	0
4/25/94	336	72.700	18.14485705	0.10	887,855,377,524	887,855,378
4/29/88	337	72.600	18.1988596	0.00	890,497,804,243	0
11/14/91	337	72.600	18.1988596	0.00	890,497,804,243	0
4/29/00	337	72.600	18.1988596	0.00	890,497,804,243	0
12/23/00	337	72.600	18.1988596	0.00	890,497,804,243	0
11/3/01	337	72.600	18.1988596	0.00	890,497,804,243	0
2/24/06	337	72.600	18.1988596	0.00	890,497,804,243	0
3/10/06	337	72.600	18.1988596	0.00	890,497,804,243	0
3/25/09	337	72.600	18.1988596	0.10	890,497,804,243	890,497,804
12/27/94	338	72.500	18.25286215	0.00	893,140,230,962	0
11/12/96	338	72.500	18.25286215	0.00	893,140,230,962	0
4/23/02	338	72.500	18.25286215	0.00	893,140,230,962	0
4/13/03	338	72.500	18.25286215	0.10	893,140,230,962	893,140,231
12/4/98	339	72.400	18.3068647	0.00	895,782,657,681	0
4/20/05	339	72.400	18.3068647	0.00	895,782,657,681	0
11/21/06	339	72.400	18.3068647	0.00	895,782,657,681	0
11/24/80	340	72.400	18.36086725	0.00	898,425,084,400	0
1/29/86	340	72.400	18.36086725	0.00	898,425,084,400	0
4/15/87	340	72.400	18.36086725	0.00	898,425,084,400	0
4/22/89	340	72.400	18.36086725	0.00	898,425,084,400	0
4/27/90	340	72.400	18.36086725	0.00	898,425,084,400	0

FINAL—Whiskey Chitto Creek (Subsegment 030501) Fecal Coliform Bacteria TMDL  
 Origination Date: October 5, 2010

Date	Observed flow (cfs)	Percent exceedance for observed flow	Adjusted flow for entire basin (cfs)	Width for area under curves (%)	Allowable load to meet standard (MPN/day)	Area under TMDL curve (MPN/day)
4/26/94	340	72.400	18.36086725	0.00	898,425,084,400	0
11/7/94	340	72.400	18.36086725	0.00	898,425,084,400	0
4/7/98	340	72.400	18.36086725	0.00	898,425,084,400	0
1/1/01	340	72.400	18.36086725	0.00	898,425,084,400	0
4/18/04	340	72.400	18.36086725	0.00	898,425,084,400	0
3/25/07	340	72.400	18.36086725	0.00	898,425,084,400	0
3/25/08	340	72.400	18.36086725	0.30	898,425,084,400	2,695,275,253
3/15/81	341	72.100	18.4148698	0.00	901,067,511,119	0
2/5/82	341	72.100	18.4148698	0.00	901,067,511,119	0
3/7/82	341	72.100	18.4148698	0.00	901,067,511,119	0
2/14/87	341	72.100	18.4148698	0.00	901,067,511,119	0
4/30/88	341	72.100	18.4148698	0.00	901,067,511,119	0
1/1/90	341	72.100	18.4148698	0.00	901,067,511,119	0
1/15/94	341	72.100	18.4148698	0.00	901,067,511,119	0
4/1/94	341	72.100	18.4148698	0.00	901,067,511,119	0
4/27/94	341	72.100	18.4148698	0.00	901,067,511,119	0
3/24/96	341	72.100	18.4148698	0.00	901,067,511,119	0
4/29/96	341	72.100	18.4148698	0.00	901,067,511,119	0
1/7/04	341	72.100	18.4148698	0.20	901,067,511,119	1,802,135,022
2/23/86	342	71.900	18.46887235	0.00	903,709,937,837	0
12/28/93	342	71.900	18.46887235	0.00	903,709,937,837	0
12/9/94	342	71.900	18.46887235	0.00	903,709,937,837	0
11/18/95	342	71.900	18.46887235	0.00	903,709,937,837	0
2/27/96	342	71.900	18.46887235	0.00	903,709,937,837	0
3/1/01	342	71.900	18.46887235	0.00	903,709,937,837	0
11/16/08	342	71.900	18.46887235	0.00	903,709,937,837	0
12/9/08	342	71.900	18.46887235	0.10	903,709,937,837	903,709,938
4/28/88	343	71.800	18.5228749	0.00	906,352,364,556	0
4/28/99	343	71.800	18.5228749	0.00	906,352,364,556	0
12/11/00	343	71.800	18.5228749	0.00	906,352,364,556	0
2/16/01	343	71.800	18.5228749	0.00	906,352,364,556	0
1/13/09	343	71.800	18.5228749	0.10	906,352,364,556	906,352,365
12/21/89	344	71.700	18.57687745	0.00	908,994,791,275	0
3/11/96	344	71.700	18.57687745	0.00	908,994,791,275	0
12/9/97	344	71.700	18.57687745	0.00	908,994,791,275	0
11/17/04	344	71.700	18.57687745	0.10	908,994,791,275	908,994,791
4/23/85	345	71.600	18.63088001	0.00	911,637,217,994	0
2/13/87	345	71.600	18.63088001	0.00	911,637,217,994	0
2/26/96	345	71.600	18.63088001	0.00	911,637,217,994	0
11/21/97	345	71.600	18.63088001	0.00	911,637,217,994	0
4/12/03	345	71.600	18.63088001	0.00	911,637,217,994	0
4/10/04	345	71.600	18.63088001	0.10	911,637,217,994	911,637,218
12/7/90	346	71.500	18.68488256	0.00	914,279,644,713	0
11/13/91	346	71.500	18.68488256	0.00	914,279,644,713	0

FINAL—Whiskey Chitto Creek (Subsegment 030501) Fecal Coliform Bacteria TMDL  
 Origination Date: October 5, 2010

Date	Observed flow (cfs)	Percent exceedance for observed flow	Adjusted flow for entire basin (cfs)	Width for area under curves (%)	Allowable load to meet standard (MPN/day)	Area under TMDL curve (MPN/day)
11/20/92	346	71.500	18.68488256	0.00	914,279,644,713	0
2/13/01	346	71.500	18.68488256	0.00	914,279,644,713	0
1/9/04	346	71.500	18.68488256	0.00	914,279,644,713	0
12/19/06	346	71.500	18.68488256	0.10	914,279,644,713	914,279,645
4/22/85	347	71.400	18.73888511	0.00	916,922,071,432	0
2/25/96	347	71.400	18.73888511	0.00	916,922,071,432	0
12/8/97	347	71.400	18.73888511	0.00	916,922,071,432	0
3/22/00	347	71.400	18.73888511	0.10	916,922,071,432	916,922,071
2/14/81	348	71.300	18.79288766	0.00	919,564,498,150	0
2/13/82	348	71.300	18.79288766	0.00	919,564,498,150	0
1/28/86	348	71.300	18.79288766	0.00	919,564,498,150	0
12/14/94	348	71.300	18.79288766	0.00	919,564,498,150	0
4/1/96	348	71.300	18.79288766	0.00	919,564,498,150	0
12/3/98	348	71.300	18.79288766	0.00	919,564,498,150	0
12/8/00	348	71.300	18.79288766	0.00	919,564,498,150	0
12/27/03	348	71.300	18.79288766	0.00	919,564,498,150	0
4/23/07	348	71.300	18.79288766	0.00	919,564,498,150	0
4/9/08	348	71.300	18.79288766	0.20	919,564,498,150	1,839,128,996
3/6/82	349	71.100	18.84689021	0.00	922,206,924,869	0
11/19/82	349	71.100	18.84689021	0.00	922,206,924,869	0
11/15/93	349	71.100	18.84689021	0.00	922,206,924,869	0
11/9/94	349	71.100	18.84689021	0.00	922,206,924,869	0
1/11/95	349	71.100	18.84689021	0.00	922,206,924,869	0
12/7/00	349	71.100	18.84689021	0.00	922,206,924,869	0
4/10/01	349	71.100	18.84689021	0.00	922,206,924,869	0
11/2/01	349	71.100	18.84689021	0.00	922,206,924,869	0
2/20/06	349	71.100	18.84689021	0.20	922,206,924,869	1,844,413,850
11/25/80	350	70.900	18.90089276	0.00	924,849,351,588	0
11/29/80	350	70.900	18.90089276	0.00	924,849,351,588	0
4/25/84	350	70.900	18.90089276	0.00	924,849,351,588	0
4/21/85	350	70.900	18.90089276	0.00	924,849,351,588	0
1/24/86	350	70.900	18.90089276	0.00	924,849,351,588	0
4/12/87	350	70.900	18.90089276	0.00	924,849,351,588	0
4/13/87	350	70.900	18.90089276	0.00	924,849,351,588	0
4/14/87	350	70.900	18.90089276	0.00	924,849,351,588	0
4/21/89	350	70.900	18.90089276	0.00	924,849,351,588	0
3/28/94	350	70.900	18.90089276	0.00	924,849,351,588	0
11/6/94	350	70.900	18.90089276	0.00	924,849,351,588	0
4/5/03	350	70.900	18.90089276	0.00	924,849,351,588	0
1/14/04	350	70.900	18.90089276	0.00	924,849,351,588	0
12/16/06	350	70.900	18.90089276	0.00	924,849,351,588	0
12/22/06	350	70.900	18.90089276	0.00	924,849,351,588	0
3/12/07	350	70.900	18.90089276	0.30	924,849,351,588	2,774,548,055
11/11/86	351	70.600	18.95489531	0.00	927,491,778,307	0

FINAL—Whiskey Chitto Creek (Subsegment 030501) Fecal Coliform Bacteria TMDL  
 Origination Date: October 5, 2010

Date	Observed flow (cfs)	Percent exceedance for observed flow	Adjusted flow for entire basin (cfs)	Width for area under curves (%)	Allowable load to meet standard (MPN/day)	Area under TMDL curve (MPN/day)
2/26/95	351	70.600	18.95489531	0.00	927,491,778,307	0
4/27/99	351	70.600	18.95489531	0.00	927,491,778,307	0
2/23/06	351	70.600	18.95489531	0.00	927,491,778,307	0
3/20/89	352	70.600	19.00889786	0.00	930,134,205,026	0
3/27/94	352	70.600	19.00889786	0.00	930,134,205,026	0
3/11/07	352	70.600	19.00889786	0.00	930,134,205,026	0
3/13/07	352	70.600	19.00889786	0.10	930,134,205,026	930,134,205
11/11/83	353	70.500	19.06290041	0.00	932,776,631,744	0
1/27/86	353	70.500	19.06290041	0.00	932,776,631,744	0
12/2/90	353	70.500	19.06290041	0.00	932,776,631,744	0
1/7/95	353	70.500	19.06290041	0.00	932,776,631,744	0
3/8/99	353	70.500	19.06290041	0.00	932,776,631,744	0
12/22/05	353	70.500	19.06290041	0.00	932,776,631,744	0
3/24/07	353	70.500	19.06290041	0.00	932,776,631,744	0
4/10/09	353	70.500	19.06290041	0.20	932,776,631,744	1,865,553,263
4/25/85	354	70.300	19.11690296	0.00	935,419,058,463	0
1/23/86	354	70.300	19.11690296	0.00	935,419,058,463	0
4/27/88	354	70.300	19.11690296	0.00	935,419,058,463	0
4/20/94	354	70.300	19.11690296	0.00	935,419,058,463	0
2/24/96	354	70.300	19.11690296	0.00	935,419,058,463	0
4/2/96	354	70.300	19.11690296	0.00	935,419,058,463	0
11/20/06	354	70.300	19.11690296	0.10	935,419,058,463	935,419,058
2/22/86	355	70.200	19.17090551	0.00	938,061,485,182	0
3/26/94	355	70.200	19.17090551	0.00	938,061,485,182	0
4/23/94	355	70.200	19.17090551	0.00	938,061,485,182	0
12/14/95	355	70.200	19.17090551	0.00	938,061,485,182	0
3/28/96	355	70.200	19.17090551	0.00	938,061,485,182	0
4/11/03	355	70.200	19.17090551	0.00	938,061,485,182	0
11/16/04	355	70.200	19.17090551	0.00	938,061,485,182	0
4/19/05	355	70.200	19.17090551	0.00	938,061,485,182	0
2/19/06	355	70.200	19.17090551	0.20	938,061,485,182	1,876,122,970
1/17/82	356	70.000	19.22490806	0.00	940,703,911,901	0
3/14/86	356	70.000	19.22490806	0.00	940,703,911,901	0
11/14/94	356	70.000	19.22490806	0.00	940,703,911,901	0
12/26/94	356	70.000	19.22490806	0.00	940,703,911,901	0
12/29/00	356	70.000	19.22490806	0.00	940,703,911,901	0
3/24/08	356	70.000	19.22490806	0.10	940,703,911,901	940,703,912
3/14/81	357	69.900	19.27891061	0.00	943,346,338,620	0
3/19/89	357	69.900	19.27891061	0.00	943,346,338,620	0
11/11/95	357	69.900	19.27891061	0.00	943,346,338,620	0
11/19/96	357	69.900	19.27891061	0.00	943,346,338,620	0
12/22/00	357	69.900	19.27891061	0.00	943,346,338,620	0
2/22/01	357	69.900	19.27891061	0.00	943,346,338,620	0
11/18/04	357	69.900	19.27891061	0.00	943,346,338,620	0

FINAL—Whiskey Chitto Creek (Subsegment 030501) Fecal Coliform Bacteria TMDL  
 Origination Date: October 5, 2010

Date	Observed flow (cfs)	Percent exceedance for observed flow	Adjusted flow for entire basin (cfs)	Width for area under curves (%)	Allowable load to meet standard (MPN/day)	Area under TMDL curve (MPN/day)
3/10/07	357	69.900	19.27891061	0.00	943,346,338,620	0
4/17/09	357	69.900	19.27891061	0.10	943,346,338,620	943,346,339
1/22/86	358	69.800	19.33291317	0.00	945,988,765,339	0
4/20/89	358	69.800	19.33291317	0.00	945,988,765,339	0
1/8/95	358	69.800	19.33291317	0.00	945,988,765,339	0
12/2/98	358	69.800	19.33291317	0.00	945,988,765,339	0
4/23/00	358	69.800	19.33291317	0.00	945,988,765,339	0
4/3/04	358	69.800	19.33291317	0.00	945,988,765,339	0
4/6/08	358	69.800	19.33291317	0.20	945,988,765,339	1,891,977,531
2/12/87	359	69.600	19.38691572	0.00	948,631,192,057	0
11/12/91	359	69.600	19.38691572	0.00	948,631,192,057	0
12/19/93	359	69.600	19.38691572	0.00	948,631,192,057	0
2/16/95	359	69.600	19.38691572	0.00	948,631,192,057	0
2/23/96	359	69.600	19.38691572	0.00	948,631,192,057	0
4/26/99	359	69.600	19.38691572	0.00	948,631,192,057	0
4/22/02	359	69.600	19.38691572	0.10	948,631,192,057	948,631,192
12/25/81	360	69.500	19.44091827	0.00	951,273,618,776	0
4/20/85	360	69.500	19.44091827	0.00	951,273,618,776	0
4/11/87	360	69.500	19.44091827	0.00	951,273,618,776	0
12/16/94	360	69.500	19.44091827	0.00	951,273,618,776	0
4/23/96	360	69.500	19.44091827	0.00	951,273,618,776	0
3/24/09	360	69.500	19.44091827	0.10	951,273,618,776	951,273,619
1/3/82	361	69.400	19.49492082	0.00	953,916,045,495	0
1/14/82	361	69.400	19.49492082	0.00	953,916,045,495	0
4/24/84	361	69.400	19.49492082	0.00	953,916,045,495	0
11/15/84	361	69.400	19.49492082	0.00	953,916,045,495	0
12/5/90	361	69.400	19.49492082	0.00	953,916,045,495	0
3/31/96	361	69.400	19.49492082	0.00	953,916,045,495	0
12/8/98	361	69.400	19.49492082	0.00	953,916,045,495	0
4/24/00	361	69.400	19.49492082	0.00	953,916,045,495	0
2/12/01	361	69.400	19.49492082	0.00	953,916,045,495	0
11/1/01	361	69.400	19.49492082	0.00	953,916,045,495	0
12/2/03	361	69.400	19.49492082	0.00	953,916,045,495	0
12/5/08	361	69.400	19.49492082	0.20	953,916,045,495	1,907,832,091
4/28/85	362	69.200	19.54892337	0.00	956,558,472,214	0
3/18/86	362	69.200	19.54892337	0.00	956,558,472,214	0
12/1/92	362	69.200	19.54892337	0.00	956,558,472,214	0
1/6/95	362	69.200	19.54892337	0.10	956,558,472,214	956,558,472
4/26/85	363	69.100	19.60292592	0.00	959,200,898,933	0
1/21/86	363	69.100	19.60292592	0.00	959,200,898,933	0
3/29/94	363	69.100	19.60292592	0.00	959,200,898,933	0
4/24/94	363	69.100	19.60292592	0.00	959,200,898,933	0
12/3/96	363	69.100	19.60292592	0.10	959,200,898,933	959,200,899
4/24/85	364	69.000	19.65692847	0.00	961,843,325,652	0



FINAL—Whiskey Chitto Creek (Subsegment 030501) Fecal Coliform Bacteria TMDL  
 Origination Date: October 5, 2010

Date	Observed flow (cfs)	Percent exceedance for observed flow	Adjusted flow for entire basin (cfs)	Width for area under curves (%)	Allowable load to meet standard (MPN/day)	Area under TMDL curve (MPN/day)
1/26/86	364	69.000	19.65692847	0.00	961,843,325,652	0
4/19/89	364	69.000	19.65692847	0.00	961,843,325,652	0
1/5/94	364	69.000	19.65692847	0.00	961,843,325,652	0
3/23/96	364	69.000	19.65692847	0.00	961,843,325,652	0
12/2/97	364	69.000	19.65692847	0.00	961,843,325,652	0
4/28/00	364	69.000	19.65692847	0.00	961,843,325,652	0
3/9/07	364	69.000	19.65692847	0.10	961,843,325,652	961,843,326
4/19/85	365	68.900	19.71093102	0.00	964,485,752,370	0
4/26/88	365	68.900	19.71093102	0.00	964,485,752,370	0
12/13/94	365	68.900	19.71093102	0.00	964,485,752,370	0
11/1/96	365	68.900	19.71093102	0.00	964,485,752,370	0
3/9/99	365	68.900	19.71093102	0.00	964,485,752,370	0
4/7/03	365	68.900	19.71093102	0.00	964,485,752,370	0
1/27/06	365	68.900	19.71093102	0.20	964,485,752,370	1,928,971,505
4/24/86	366	68.700	19.76493357	0.00	967,128,179,089	0
11/25/89	366	68.700	19.76493357	0.00	967,128,179,089	0
3/7/99	366	68.700	19.76493357	0.00	967,128,179,089	0
1/12/09	366	68.700	19.76493357	0.00	967,128,179,089	0
11/23/93	367	68.700	19.81893612	0.00	969,770,605,808	0
2/22/96	367	68.700	19.81893612	0.00	969,770,605,808	0
4/23/98	367	68.700	19.81893612	0.00	969,770,605,808	0
4/25/99	367	68.700	19.81893612	0.00	969,770,605,808	0
4/2/08	367	68.700	19.81893612	0.10	969,770,605,808	969,770,606
4/23/84	368	68.600	19.87293867	0.00	972,413,032,527	0
12/11/90	368	68.600	19.87293867	0.00	972,413,032,527	0
3/25/94	368	68.600	19.87293867	0.00	972,413,032,527	0
4/22/96	368	68.600	19.87293867	0.00	972,413,032,527	0
11/25/96	368	68.600	19.87293867	0.00	972,413,032,527	0
2/11/01	368	68.600	19.87293867	0.00	972,413,032,527	0
3/23/07	368	68.600	19.87293867	0.00	972,413,032,527	0
12/8/08	368	68.600	19.87293867	0.20	972,413,032,527	1,944,826,065
2/2/81	369	68.400	19.92694122	0.00	975,055,459,246	0
3/5/82	369	68.400	19.92694122	0.00	975,055,459,246	0
4/3/82	369	68.400	19.92694122	0.00	975,055,459,246	0
2/4/86	369	68.400	19.92694122	0.00	975,055,459,246	0
12/18/88	369	68.400	19.92694122	0.00	975,055,459,246	0
12/1/98	369	68.400	19.92694122	0.00	975,055,459,246	0
2/22/06	369	68.400	19.92694122	0.10	975,055,459,246	975,055,459
11/26/80	370	68.300	19.98094377	0.00	977,697,885,964	0
4/26/81	370	68.300	19.98094377	0.00	977,697,885,964	0
2/21/86	370	68.300	19.98094377	0.00	977,697,885,964	0
3/18/89	370	68.300	19.98094377	0.00	977,697,885,964	0
4/15/89	370	68.300	19.98094377	0.00	977,697,885,964	0
4/24/90	370	68.300	19.98094377	0.00	977,697,885,964	0

FINAL—Whiskey Chitto Creek (Subsegment 030501) Fecal Coliform Bacteria TMDL  
 Origination Date: October 5, 2010

Date	Observed flow (cfs)	Percent exceedance for observed flow	Adjusted flow for entire basin (cfs)	Width for area under curves (%)	Allowable load to meet standard (MPN/day)	Area under TMDL curve (MPN/day)
11/5/92	370	68.300	19.98094377	0.00	977,697,885,964	0
11/5/94	370	68.300	19.98094377	0.00	977,697,885,964	0
4/29/99	370	68.300	19.98094377	0.00	977,697,885,964	0
4/4/03	370	68.300	19.98094377	0.00	977,697,885,964	0
1/6/04	370	68.300	19.98094377	0.20	977,697,885,964	1,955,395,772
4/25/88	371	68.100	20.03494632	0.00	980,340,312,683	0
1/14/94	371	68.100	20.03494632	0.00	980,340,312,683	0
2/21/96	371	68.100	20.03494632	0.00	980,340,312,683	0
1/12/01	371	68.100	20.03494632	0.00	980,340,312,683	0
2/8/06	371	68.100	20.03494632	0.00	980,340,312,683	0
4/1/07	371	68.100	20.03494632	0.10	980,340,312,683	980,340,313
1/20/86	372	68.000	20.08894888	0.00	982,982,739,402	0
2/20/96	372	68.000	20.08894888	0.00	982,982,739,402	0
11/29/96	372	68.000	20.08894888	0.00	982,982,739,402	0
12/12/97	372	68.000	20.08894888	0.00	982,982,739,402	0
3/10/99	372	68.000	20.08894888	0.00	982,982,739,402	0
4/30/99	372	68.000	20.08894888	0.00	982,982,739,402	0
3/16/06	372	68.000	20.08894888	0.00	982,982,739,402	0
3/8/07	372	68.000	20.08894888	0.00	982,982,739,402	0
4/9/09	372	68.000	20.08894888	0.00	982,982,739,402	0
4/13/09	372	68.000	20.08894888	0.20	982,982,739,402	1,965,965,479
1/25/86	373	67.800	20.14295143	0.00	985,625,166,121	0
12/6/00	373	67.800	20.14295143	0.00	985,625,166,121	0
11/19/04	373	67.800	20.14295143	0.10	985,625,166,121	985,625,166
11/12/87	374	67.700	20.19695398	0.00	988,267,592,840	0
11/11/91	374	67.700	20.19695398	0.00	988,267,592,840	0
4/24/99	374	67.700	20.19695398	0.00	988,267,592,840	0
4/25/00	374	67.700	20.19695398	0.00	988,267,592,840	0
4/5/08	374	67.700	20.19695398	0.10	988,267,592,840	988,267,593
3/10/82	375	67.600	20.25095653	0.00	990,910,019,559	0
4/18/85	375	67.600	20.25095653	0.00	990,910,019,559	0
12/8/94	375	67.600	20.25095653	0.00	990,910,019,559	0
4/22/00	375	67.600	20.25095653	0.00	990,910,019,559	0
3/2/01	375	67.600	20.25095653	0.00	990,910,019,559	0
4/22/07	375	67.600	20.25095653	0.10	990,910,019,559	990,910,020
11/14/84	376	67.500	20.30495908	0.00	993,552,446,277	0
12/25/94	376	67.500	20.30495908	0.00	993,552,446,277	0
12/21/00	376	67.500	20.30495908	0.00	993,552,446,277	0
4/18/05	376	67.500	20.30495908	0.00	993,552,446,277	0
11/19/06	376	67.500	20.30495908	0.10	993,552,446,277	993,552,446
3/24/94	377	67.400	20.35896163	0.00	996,194,872,996	0
2/27/99	377	67.400	20.35896163	0.00	996,194,872,996	0
3/3/06	377	67.400	20.35896163	0.00	996,194,872,996	0
12/18/06	377	67.400	20.35896163	0.10	996,194,872,996	996,194,873

FINAL—Whiskey Chitto Creek (Subsegment 030501) Fecal Coliform Bacteria TMDL  
 Origination Date: October 5, 2010

Date	Observed flow (cfs)	Percent exceedance for observed flow	Adjusted flow for entire basin (cfs)	Width for area under curves (%)	Allowable load to meet standard (MPN/day)	Area under TMDL curve (MPN/day)
2/26/82	378	67.300	20.41296418	0.00	998,837,299,715	0
12/12/89	378	67.300	20.41296418	0.00	998,837,299,715	0
1/5/95	378	67.300	20.41296418	0.00	998,837,299,715	0
2/19/96	378	67.300	20.41296418	0.00	998,837,299,715	0
2/26/99	378	67.300	20.41296418	0.00	998,837,299,715	0
3/21/02	378	67.300	20.41296418	0.00	998,837,299,715	0
4/7/05	378	67.300	20.41296418	0.00	998,837,299,715	0
2/21/06	378	67.300	20.41296418	0.00	998,837,299,715	0
4/1/06	378	67.300	20.41296418	0.00	998,837,299,715	0
3/23/08	378	67.300	20.41296418	0.00	998,837,299,715	0
12/6/08	378	67.300	20.41296418	0.20	998,837,299,715	1,997,674,599
4/24/88	379	67.100	20.46696673	0.00	1,001,479,726,434	0
4/29/89	379	67.100	20.46696673	0.00	1,001,479,726,434	0
12/28/96	379	67.100	20.46696673	0.00	1,001,479,726,434	0
2/21/09	379	67.100	20.46696673	0.00	1,001,479,726,434	0
11/28/80	380	67.100	20.52096928	0.00	1,004,122,153,153	0
4/25/81	380	67.100	20.52096928	0.00	1,004,122,153,153	0
1/19/86	380	67.100	20.52096928	0.00	1,004,122,153,153	0
4/9/87	380	67.100	20.52096928	0.00	1,004,122,153,153	0
4/10/87	380	67.100	20.52096928	0.00	1,004,122,153,153	0
11/4/94	380	67.100	20.52096928	0.00	1,004,122,153,153	0
12/29/94	380	67.100	20.52096928	0.00	1,004,122,153,153	0
12/29/96	380	67.100	20.52096928	0.00	1,004,122,153,153	0
4/6/98	380	67.100	20.52096928	0.00	1,004,122,153,153	0
2/10/01	380	67.100	20.52096928	0.00	1,004,122,153,153	0
4/10/03	380	67.100	20.52096928	0.00	1,004,122,153,153	0
4/9/04	380	67.100	20.52096928	0.30	1,004,122,153,153	3,012,366,459
1/23/81	381	66.800	20.57497183	0.00	1,006,764,579,872	0
11/8/96	381	66.800	20.57497183	0.00	1,006,764,579,872	0
2/9/98	381	66.800	20.57497183	0.00	1,006,764,579,872	0
4/9/01	381	66.800	20.57497183	0.00	1,006,764,579,872	0
2/18/06	381	66.800	20.57497183	0.00	1,006,764,579,872	0
2/11/87	382	66.800	20.62897438	0.00	1,009,407,006,590	0
4/14/89	382	66.800	20.62897438	0.00	1,009,407,006,590	0
11/30/98	382	66.800	20.62897438	0.00	1,009,407,006,590	0
4/21/02	382	66.800	20.62897438	0.10	1,009,407,006,590	1,009,407,007
4/22/84	383	66.700	20.68297693	0.00	1,012,049,433,309	0
12/23/99	383	66.700	20.68297693	0.00	1,012,049,433,309	0
3/25/02	383	66.700	20.68297693	0.00	1,012,049,433,309	0
3/7/07	383	66.700	20.68297693	0.00	1,012,049,433,309	0
12/25/08	383	66.700	20.68297693	0.10	1,012,049,433,309	1,012,049,433
1/15/85	384	66.600	20.73697948	0.00	1,014,691,860,028	0
3/17/89	384	66.600	20.73697948	0.00	1,014,691,860,028	0
11/10/91	384	66.600	20.73697948	0.00	1,014,691,860,028	0

FINAL—Whiskey Chitto Creek (Subsegment 030501) Fecal Coliform Bacteria TMDL  
 Origination Date: October 5, 2010

Date	Observed flow (cfs)	Percent exceedance for observed flow	Adjusted flow for entire basin (cfs)	Width for area under curves (%)	Allowable load to meet standard (MPN/day)	Area under TMDL curve (MPN/day)
2/11/95	384	66.600	20.73697948	0.00	1,014,691,860,028	0
2/15/95	384	66.600	20.73697948	0.00	1,014,691,860,028	0
1/6/97	384	66.600	20.73697948	0.00	1,014,691,860,028	0
4/23/99	384	66.600	20.73697948	0.10	1,014,691,860,028	1,014,691,860
2/10/81	385	66.500	20.79098204	0.00	1,017,334,286,747	0
4/17/85	385	66.500	20.79098204	0.00	1,017,334,286,747	0
2/20/86	385	66.500	20.79098204	0.00	1,017,334,286,747	0
12/15/88	385	66.500	20.79098204	0.00	1,017,334,286,747	0
12/8/93	385	66.500	20.79098204	0.00	1,017,334,286,747	0
2/28/95	385	66.500	20.79098204	0.00	1,017,334,286,747	0
4/17/04	385	66.500	20.79098204	0.00	1,017,334,286,747	0
3/22/07	385	66.500	20.79098204	0.00	1,017,334,286,747	0
4/3/08	385	66.500	20.79098204	0.20	1,017,334,286,747	2,034,668,573
3/13/81	386	66.300	20.84498459	0.00	1,019,976,713,466	0
2/10/98	386	66.300	20.84498459	0.00	1,019,976,713,466	0
12/21/99	386	66.300	20.84498459	0.00	1,019,976,713,466	0
11/26/03	386	66.300	20.84498459	0.00	1,019,976,713,466	0
4/14/09	386	66.300	20.84498459	0.10	1,019,976,713,466	1,019,976,713
1/10/95	387	66.200	20.89898714	0.00	1,022,619,140,184	0
2/18/96	388	66.200	20.95298969	0.00	1,025,261,566,903	0
2/10/82	389	66.200	21.00699224	0.00	1,027,903,993,622	0
4/30/85	389	66.200	21.00699224	0.00	1,027,903,993,622	0
3/23/94	389	66.200	21.00699224	0.00	1,027,903,993,622	0
3/31/94	389	66.200	21.00699224	0.00	1,027,903,993,622	0
2/10/95	389	66.200	21.00699224	0.00	1,027,903,993,622	0
2/25/95	389	66.200	21.00699224	0.00	1,027,903,993,622	0
4/6/05	389	66.200	21.00699224	0.20	1,027,903,993,622	2,055,807,987
11/27/80	390	66.000	21.06099479	0.00	1,030,546,420,341	0
11/12/81	390	66.000	21.06099479	0.00	1,030,546,420,341	0
1/18/86	390	66.000	21.06099479	0.00	1,030,546,420,341	0
11/3/92	390	66.000	21.06099479	0.00	1,030,546,420,341	0
2/12/95	390	66.000	21.06099479	0.00	1,030,546,420,341	0
11/15/97	390	66.000	21.06099479	0.00	1,030,546,420,341	0
12/20/00	390	66.000	21.06099479	0.10	1,030,546,420,341	1,030,546,420
1/25/85	391	65.900	21.11499734	0.00	1,033,188,847,060	0
1/26/85	391	65.900	21.11499734	0.00	1,033,188,847,060	0
4/27/85	391	65.900	21.11499734	0.00	1,033,188,847,060	0
4/19/94	391	65.900	21.11499734	0.00	1,033,188,847,060	0
11/13/94	391	65.900	21.11499734	0.00	1,033,188,847,060	0
4/22/99	391	65.900	21.11499734	0.00	1,033,188,847,060	0
12/30/07	391	65.900	21.11499734	0.10	1,033,188,847,060	1,033,188,847
4/23/88	392	65.800	21.16899989	0.00	1,035,831,273,779	0
3/28/91	392	65.800	21.16899989	0.00	1,035,831,273,779	0
3/1/99	392	65.800	21.16899989	0.00	1,035,831,273,779	0

FINAL—Whiskey Chitto Creek (Subsegment 030501) Fecal Coliform Bacteria TMDL  
 Origination Date: October 5, 2010

Date	Observed flow (cfs)	Percent exceedance for observed flow	Adjusted flow for entire basin (cfs)	Width for area under curves (%)	Allowable load to meet standard (MPN/day)	Area under TMDL curve (MPN/day)
3/4/99	392	65.800	21.16899989	0.00	1,035,831,273,779	0
3/22/02	392	65.800	21.16899989	0.10	1,035,831,273,779	1,035,831,274
11/13/84	393	65.700	21.22300244	0.00	1,038,473,700,497	0
11/16/84	393	65.700	21.22300244	0.00	1,038,473,700,497	0
1/14/85	393	65.700	21.22300244	0.00	1,038,473,700,497	0
1/24/85	393	65.700	21.22300244	0.00	1,038,473,700,497	0
4/29/98	393	65.700	21.22300244	0.00	1,038,473,700,497	0
12/31/07	393	65.700	21.22300244	0.10	1,038,473,700,497	1,038,473,700
11/25/85	394	65.600	21.27700499	0.00	1,041,116,127,216	0
3/27/91	394	65.600	21.27700499	0.00	1,041,116,127,216	0
12/24/94	394	65.600	21.27700499	0.00	1,041,116,127,216	0
12/27/96	394	65.600	21.27700499	0.00	1,041,116,127,216	0
2/25/99	394	65.600	21.27700499	0.00	1,041,116,127,216	0
3/26/01	394	65.600	21.27700499	0.10	1,041,116,127,216	1,041,116,127
12/22/81	395	65.500	21.33100754	0.00	1,043,758,553,935	0
4/6/94	395	65.500	21.33100754	0.00	1,043,758,553,935	0
3/10/96	395	65.500	21.33100754	0.00	1,043,758,553,935	0
12/1/97	395	65.500	21.33100754	0.00	1,043,758,553,935	0
11/23/00	395	65.500	21.33100754	0.00	1,043,758,553,935	0
4/7/02	395	65.500	21.33100754	0.00	1,043,758,553,935	0
4/3/03	395	65.500	21.33100754	0.20	1,043,758,553,935	2,087,517,108
4/21/84	396	65.300	21.38501009	0.00	1,046,400,980,654	0
1/16/85	396	65.300	21.38501009	0.00	1,046,400,980,654	0
11/30/92	396	65.300	21.38501009	0.00	1,046,400,980,654	0
1/4/94	396	65.300	21.38501009	0.00	1,046,400,980,654	0
2/28/99	396	65.300	21.38501009	0.00	1,046,400,980,654	0
4/21/00	396	65.300	21.38501009	0.00	1,046,400,980,654	0
12/10/00	396	65.300	21.38501009	0.00	1,046,400,980,654	0
2/21/01	396	65.300	21.38501009	0.10	1,046,400,980,654	1,046,400,981
12/13/80	397	65.200	21.43901264	0.00	1,049,043,407,373	0
2/19/86	397	65.200	21.43901264	0.00	1,049,043,407,373	0
12/10/86	397	65.200	21.43901264	0.00	1,049,043,407,373	0
12/27/93	397	65.200	21.43901264	0.00	1,049,043,407,373	0
2/17/95	397	65.200	21.43901264	0.00	1,049,043,407,373	0
4/3/00	397	65.200	21.43901264	0.00	1,049,043,407,373	0
3/25/01	397	65.200	21.43901264	0.00	1,049,043,407,373	0
11/17/06	397	65.200	21.43901264	0.20	1,049,043,407,373	2,098,086,815
1/17/86	398	65.000	21.49301519	0.00	1,051,685,834,092	0
2/18/89	398	65.000	21.49301519	0.00	1,051,685,834,092	0
2/17/96	398	65.000	21.49301519	0.00	1,051,685,834,092	0
3/9/96	398	65.000	21.49301519	0.00	1,051,685,834,092	0
4/28/96	398	65.000	21.49301519	0.00	1,051,685,834,092	0
2/8/98	398	65.000	21.49301519	0.00	1,051,685,834,092	0
11/29/98	398	65.000	21.49301519	0.00	1,051,685,834,092	0

FINAL—Whiskey Chitto Creek (Subsegment 030501) Fecal Coliform Bacteria TMDL  
 Origination Date: October 5, 2010

Date	Observed flow (cfs)	Percent exceedance for observed flow	Adjusted flow for entire basin (cfs)	Width for area under curves (%)	Allowable load to meet standard (MPN/day)	Area under TMDL curve (MPN/day)
1/13/04	398	65.000	21.49301519	0.00	1,051,685,834,092	0
12/29/07	398	65.000	21.49301519	0.10	1,051,685,834,092	1,051,685,834
11/6/86	399	64.900	21.54701775	0.00	1,054,328,260,810	0
12/9/86	399	64.900	21.54701775	0.00	1,054,328,260,810	0
12/19/90	399	64.900	21.54701775	0.00	1,054,328,260,810	0
12/9/92	399	64.900	21.54701775	0.00	1,054,328,260,810	0
1/16/01	399	64.900	21.54701775	0.00	1,054,328,260,810	0
2/9/01	399	64.900	21.54701775	0.00	1,054,328,260,810	0
4/30/04	399	64.900	21.54701775	0.00	1,054,328,260,810	0
4/5/05	399	64.900	21.54701775	0.20	1,054,328,260,810	2,108,656,522
1/2/82	400	64.700	21.6010203	0.00	1,056,970,687,529	0
11/21/83	400	64.700	21.6010203	0.00	1,056,970,687,529	0
4/16/85	400	64.700	21.6010203	0.00	1,056,970,687,529	0
4/8/87	400	64.700	21.6010203	0.00	1,056,970,687,529	0
11/9/91	400	64.700	21.6010203	0.00	1,056,970,687,529	0
12/6/92	400	64.700	21.6010203	0.00	1,056,970,687,529	0
2/11/93	400	64.700	21.6010203	0.00	1,056,970,687,529	0
2/24/93	400	64.700	21.6010203	0.00	1,056,970,687,529	0
4/11/94	400	64.700	21.6010203	0.00	1,056,970,687,529	0
11/3/94	400	64.700	21.6010203	0.00	1,056,970,687,529	0
3/20/02	400	64.700	21.6010203	0.00	1,056,970,687,529	0
4/9/03	400	64.700	21.6010203	0.00	1,056,970,687,529	0
4/11/05	400	64.700	21.6010203	0.00	1,056,970,687,529	0
11/18/06	400	64.700	21.6010203	0.00	1,056,970,687,529	0
4/26/08	400	64.700	21.6010203	0.00	1,056,970,687,529	0
12/24/08	400	64.700	21.6010203	0.00	1,056,970,687,529	0
4/8/09	400	64.700	21.6010203	0.30	1,056,970,687,529	3,170,912,063
11/24/85	401	64.400	21.65502285	0.00	1,059,613,114,248	0
11/26/85	401	64.400	21.65502285	0.00	1,059,613,114,248	0
12/10/93	401	64.400	21.65502285	0.00	1,059,613,114,248	0
1/5/97	401	64.400	21.65502285	0.00	1,059,613,114,248	0
4/21/99	401	64.400	21.65502285	0.00	1,059,613,114,248	0
3/23/09	401	64.400	21.65502285	0.10	1,059,613,114,248	1,059,613,114
2/25/82	402	64.300	21.7090254	0.00	1,062,255,540,967	0
3/16/89	402	64.300	21.7090254	0.00	1,062,255,540,967	0
12/22/93	402	64.300	21.7090254	0.00	1,062,255,540,967	0
12/7/97	402	64.300	21.7090254	0.00	1,062,255,540,967	0
3/22/04	402	64.300	21.7090254	0.00	1,062,255,540,967	0
11/15/04	402	64.300	21.7090254	0.00	1,062,255,540,967	0
4/21/07	402	64.300	21.7090254	0.00	1,062,255,540,967	0
1/4/09	402	64.300	21.7090254	0.20	1,062,255,540,967	2,124,511,082
11/18/96	403	64.100	21.76302795	0.00	1,064,897,967,686	0
1/5/04	404	64.100	21.8170305	0.00	1,067,540,394,404	0
4/10/05	404	64.100	21.8170305	0.00	1,067,540,394,404	0

FINAL—Whiskey Chitto Creek (Subsegment 030501) Fecal Coliform Bacteria TMDL  
 Origination Date: October 5, 2010

Date	Observed flow (cfs)	Percent exceedance for observed flow	Adjusted flow for entire basin (cfs)	Width for area under curves (%)	Allowable load to meet standard (MPN/day)	Area under TMDL curve (MPN/day)
4/17/05	404	64.100	21.8170305	0.00	1,067,540,394,404	0
3/6/07	404	64.100	21.8170305	0.00	1,067,540,394,404	0
3/14/07	404	64.100	21.8170305	0.00	1,067,540,394,404	0
12/26/07	404	64.100	21.8170305	0.10	1,067,540,394,404	1,067,540,394
2/13/89	405	64.000	21.87103305	0.00	1,070,182,821,123	0
2/14/89	405	64.000	21.87103305	0.00	1,070,182,821,123	0
2/17/89	405	64.000	21.87103305	0.00	1,070,182,821,123	0
4/2/04	405	64.000	21.87103305	0.00	1,070,182,821,123	0
2/4/09	405	64.000	21.87103305	0.10	1,070,182,821,123	1,070,182,821
12/23/81	406	63.900	21.9250356	0.00	1,072,825,247,842	0
3/9/82	406	63.900	21.9250356	0.00	1,072,825,247,842	0
1/13/85	406	63.900	21.9250356	0.00	1,072,825,247,842	0
11/10/95	406	63.900	21.9250356	0.00	1,072,825,247,842	0
12/31/00	406	63.900	21.9250356	0.00	1,072,825,247,842	0
11/16/06	406	63.900	21.9250356	0.10	1,072,825,247,842	1,072,825,248
11/9/83	407	63.800	21.97903815	0.00	1,075,467,674,561	0
11/12/84	407	63.800	21.97903815	0.00	1,075,467,674,561	0
1/23/85	407	63.800	21.97903815	0.00	1,075,467,674,561	0
4/13/89	407	63.800	21.97903815	0.00	1,075,467,674,561	0
4/16/89	407	63.800	21.97903815	0.00	1,075,467,674,561	0
3/22/94	407	63.800	21.97903815	0.00	1,075,467,674,561	0
12/26/96	407	63.800	21.97903815	0.00	1,075,467,674,561	0
3/13/00	407	63.800	21.97903815	0.00	1,075,467,674,561	0
12/17/03	407	63.800	21.97903815	0.00	1,075,467,674,561	0
1/11/09	407	63.800	21.97903815	0.20	1,075,467,674,561	2,150,935,349
4/22/88	408	63.600	22.0330407	0.00	1,078,110,101,280	0
1/13/95	408	63.600	22.0330407	0.00	1,078,110,101,280	0
2/24/99	408	63.600	22.0330407	0.00	1,078,110,101,280	0
12/5/00	408	63.600	22.0330407	0.00	1,078,110,101,280	0
3/21/07	408	63.600	22.0330407	0.00	1,078,110,101,280	0
4/20/07	408	63.600	22.0330407	0.10	1,078,110,101,280	1,078,110,101
2/27/82	409	63.500	22.08704325	0.00	1,080,752,527,999	0
3/4/82	409	63.500	22.08704325	0.00	1,080,752,527,999	0
12/17/06	409	63.500	22.08704325	0.10	1,080,752,527,999	1,080,752,528
12/24/81	410	63.400	22.1410458	0.00	1,083,394,954,717	0
4/20/84	410	63.400	22.1410458	0.00	1,083,394,954,717	0
4/15/85	410	63.400	22.1410458	0.00	1,083,394,954,717	0
2/18/91	410	63.400	22.1410458	0.00	1,083,394,954,717	0
11/4/92	410	63.400	22.1410458	0.00	1,083,394,954,717	0
2/23/93	410	63.400	22.1410458	0.00	1,083,394,954,717	0
11/2/94	410	63.400	22.1410458	0.00	1,083,394,954,717	0
3/24/01	410	63.400	22.1410458	0.00	1,083,394,954,717	0
4/20/02	410	63.400	22.1410458	0.00	1,083,394,954,717	0
2/26/06	410	63.400	22.1410458	0.10	1,083,394,954,717	1,083,394,955

FINAL—Whiskey Chitto Creek (Subsegment 030501) Fecal Coliform Bacteria TMDL  
 Origination Date: October 5, 2010

Date	Observed flow (cfs)	Percent exceedance for observed flow	Adjusted flow for entire basin (cfs)	Width for area under curves (%)	Allowable load to meet standard (MPN/day)	Area under TMDL curve (MPN/day)
12/23/94	411	63.300	22.19504835	0.00	1,086,037,381,436	0
2/9/95	411	63.300	22.19504835	0.00	1,086,037,381,436	0
12/9/00	411	63.300	22.19504835	0.10	1,086,037,381,436	1,086,037,381
4/14/85	412	63.200	22.24905091	0.00	1,088,679,808,155	0
2/16/96	412	63.200	22.24905091	0.00	1,088,679,808,155	0
4/21/96	412	63.200	22.24905091	0.00	1,088,679,808,155	0
2/23/99	412	63.200	22.24905091	0.00	1,088,679,808,155	0
3/6/99	412	63.200	22.24905091	0.00	1,088,679,808,155	0
4/27/00	412	63.200	22.24905091	0.10	1,088,679,808,155	1,088,679,808
1/16/86	413	63.100	22.30305346	0.00	1,091,322,234,874	0
2/16/86	413	63.100	22.30305346	0.00	1,091,322,234,874	0
2/18/86	413	63.100	22.30305346	0.00	1,091,322,234,874	0
3/26/91	413	63.100	22.30305346	0.00	1,091,322,234,874	0
11/8/00	413	63.100	22.30305346	0.10	1,091,322,234,874	1,091,322,235
4/2/84	414	63.000	22.35705601	0.00	1,093,964,661,593	0
4/13/85	414	63.000	22.35705601	0.00	1,093,964,661,593	0
12/8/92	414	63.000	22.35705601	0.00	1,093,964,661,593	0
12/18/93	414	63.000	22.35705601	0.00	1,093,964,661,593	0
11/28/98	414	63.000	22.35705601	0.00	1,093,964,661,593	0
2/22/99	414	63.000	22.35705601	0.00	1,093,964,661,593	0
4/8/01	414	63.000	22.35705601	0.00	1,093,964,661,593	0
12/4/08	414	63.000	22.35705601	0.00	1,093,964,661,593	0
2/5/09	414	63.000	22.35705601	0.20	1,093,964,661,593	2,187,929,323
2/4/82	415	62.800	22.41105856	0.00	1,096,607,088,312	0
4/12/85	415	62.800	22.41105856	0.00	1,096,607,088,312	0
1/6/86	415	62.800	22.41105856	0.00	1,096,607,088,312	0
12/11/86	415	62.800	22.41105856	0.00	1,096,607,088,312	0
4/18/89	415	62.800	22.41105856	0.00	1,096,607,088,312	0
1/9/95	415	62.800	22.41105856	0.00	1,096,607,088,312	0
3/22/08	415	62.800	22.41105856	0.10	1,096,607,088,312	1,096,607,088
1/12/85	416	62.700	22.46506111	0.00	1,099,249,515,030	0
12/8/86	416	62.700	22.46506111	0.00	1,099,249,515,030	0
2/10/87	416	62.700	22.46506111	0.00	1,099,249,515,030	0
1/4/95	416	62.700	22.46506111	0.00	1,099,249,515,030	0
2/19/02	416	62.700	22.46506111	0.10	1,099,249,515,030	1,099,249,515
4/11/85	417	62.600	22.51906366	0.00	1,101,891,941,749	0
11/23/85	417	62.600	22.51906366	0.00	1,101,891,941,749	0
2/15/86	417	62.600	22.51906366	0.00	1,101,891,941,749	0
2/8/01	417	62.600	22.51906366	0.00	1,101,891,941,749	0
3/21/04	417	62.600	22.51906366	0.10	1,101,891,941,749	1,101,891,942
4/29/85	418	62.500	22.57306621	0.00	1,104,534,368,468	0
4/21/86	418	62.500	22.57306621	0.00	1,104,534,368,468	0
2/8/87	418	62.500	22.57306621	0.00	1,104,534,368,468	0
2/17/91	418	62.500	22.57306621	0.00	1,104,534,368,468	0



FINAL—Whiskey Chitto Creek (Subsegment 030501) Fecal Coliform Bacteria TMDL  
 Origination Date: October 5, 2010

Date	Observed flow (cfs)	Percent exceedance for observed flow	Adjusted flow for entire basin (cfs)	Width for area under curves (%)	Allowable load to meet standard (MPN/day)	Area under TMDL curve (MPN/day)
1/3/93	418	62.500	22.57306621	0.00	1,104,534,368,468	0
4/20/99	418	62.500	22.57306621	0.00	1,104,534,368,468	0
3/21/05	418	62.500	22.57306621	0.10	1,104,534,368,468	1,104,534,368
2/12/89	419	62.400	22.62706876	0.00	1,107,176,795,187	0
12/25/96	419	62.400	22.62706876	0.00	1,107,176,795,187	0
3/20/08	419	62.400	22.62706876	0.10	1,107,176,795,187	1,107,176,795
4/1/84	420	62.300	22.68107131	0.00	1,109,819,221,906	0
1/22/85	420	62.300	22.68107131	0.00	1,109,819,221,906	0
1/27/85	420	62.300	22.68107131	0.00	1,109,819,221,906	0
4/23/90	420	62.300	22.68107131	0.00	1,109,819,221,906	0
2/22/93	420	62.300	22.68107131	0.00	1,109,819,221,906	0
2/25/93	420	62.300	22.68107131	0.00	1,109,819,221,906	0
11/1/94	420	62.300	22.68107131	0.00	1,109,819,221,906	0
3/18/02	420	62.300	22.68107131	0.00	1,109,819,221,906	0
4/8/03	420	62.300	22.68107131	0.00	1,109,819,221,906	0
4/25/04	420	62.300	22.68107131	0.00	1,109,819,221,906	0
4/4/05	420	62.300	22.68107131	0.00	1,109,819,221,906	0
12/21/05	420	62.300	22.68107131	0.20	1,109,819,221,906	2,219,638,444
1/7/86	421	62.100	22.73507386	0.00	1,112,461,648,624	0
1/8/86	421	62.100	22.73507386	0.00	1,112,461,648,624	0
3/25/99	421	62.100	22.73507386	0.00	1,112,461,648,624	0
11/12/00	421	62.100	22.73507386	0.10	1,112,461,648,624	1,112,461,649
4/20/88	422	62.000	22.78907641	0.00	1,115,104,075,343	0
3/15/89	422	62.000	22.78907641	0.00	1,115,104,075,343	0
11/9/95	422	62.000	22.78907641	0.00	1,115,104,075,343	0
12/13/95	422	62.000	22.78907641	0.00	1,115,104,075,343	0
3/30/96	422	62.000	22.78907641	0.00	1,115,104,075,343	0
2/7/98	422	62.000	22.78907641	0.00	1,115,104,075,343	0
3/11/99	422	62.000	22.78907641	0.10	1,115,104,075,343	1,115,104,075
2/13/81	423	61.900	22.84307896	0.00	1,117,746,502,062	0
4/10/85	423	61.900	22.84307896	0.00	1,117,746,502,062	0
11/30/91	423	61.900	22.84307896	0.00	1,117,746,502,062	0
12/1/91	423	61.900	22.84307896	0.00	1,117,746,502,062	0
1/4/97	423	61.900	22.84307896	0.00	1,117,746,502,062	0
4/26/00	423	61.900	22.84307896	0.10	1,117,746,502,062	1,117,746,502
3/12/81	424	61.800	22.89708151	0.00	1,120,388,928,781	0
11/11/84	424	61.800	22.89708151	0.00	1,120,388,928,781	0
4/1/98	424	61.800	22.89708151	0.00	1,120,388,928,781	0
3/17/02	424	61.800	22.89708151	0.00	1,120,388,928,781	0
3/19/02	424	61.800	22.89708151	0.00	1,120,388,928,781	0
3/23/04	424	61.800	22.89708151	0.10	1,120,388,928,781	1,120,388,929
12/22/82	425	61.700	22.95108406	0.00	1,123,031,355,500	0
1/15/86	425	61.700	22.95108406	0.00	1,123,031,355,500	0
4/12/89	425	61.700	22.95108406	0.00	1,123,031,355,500	0

FINAL—Whiskey Chitto Creek (Subsegment 030501) Fecal Coliform Bacteria TMDL  
 Origination Date: October 5, 2010

Date	Observed flow (cfs)	Percent exceedance for observed flow	Adjusted flow for entire basin (cfs)	Width for area under curves (%)	Allowable load to meet standard (MPN/day)	Area under TMDL curve (MPN/day)
11/8/91	425	61.700	22.95108406	0.00	1,123,031,355,500	0
2/13/95	425	61.700	22.95108406	0.00	1,123,031,355,500	0
4/5/98	425	61.700	22.95108406	0.00	1,123,031,355,500	0
4/2/03	425	61.700	22.95108406	0.00	1,123,031,355,500	0
2/17/06	425	61.700	22.95108406	0.00	1,123,031,355,500	0
4/25/08	425	61.700	22.95108406	0.20	1,123,031,355,500	2,246,062,711
12/30/84	426	61.500	23.00508662	0.00	1,125,673,782,219	0
1/9/86	426	61.500	23.00508662	0.00	1,125,673,782,219	0
11/9/86	426	61.500	23.00508662	0.00	1,125,673,782,219	0
4/19/88	426	61.500	23.00508662	0.00	1,125,673,782,219	0
11/29/91	426	61.500	23.00508662	0.00	1,125,673,782,219	0
4/2/98	426	61.500	23.00508662	0.00	1,125,673,782,219	0
12/21/07	426	61.500	23.00508662	0.00	1,125,673,782,219	0
1/3/09	426	61.500	23.00508662	0.10	1,125,673,782,219	1,125,673,782
12/31/84	427	61.400	23.05908917	0.00	1,128,316,208,937	0
1/17/90	427	61.400	23.05908917	0.00	1,128,316,208,937	0
4/20/00	427	61.400	23.05908917	0.00	1,128,316,208,937	0
4/6/02	427	61.400	23.05908917	0.00	1,128,316,208,937	0
3/24/04	427	61.400	23.05908917	0.00	1,128,316,208,937	0
3/24/06	427	61.400	23.05908917	0.20	1,128,316,208,937	2,256,632,418
2/7/87	428	61.200	23.11309172	0.00	1,130,958,635,656	0
2/19/89	428	61.200	23.11309172	0.00	1,130,958,635,656	0
1/16/82	429	61.200	23.16709427	0.00	1,133,601,062,375	0
2/20/89	429	61.200	23.16709427	0.00	1,133,601,062,375	0
2/15/96	429	61.200	23.16709427	0.00	1,133,601,062,375	0
2/18/02	429	61.200	23.16709427	0.00	1,133,601,062,375	0
1/17/04	429	61.200	23.16709427	0.00	1,133,601,062,375	0
4/8/08	429	61.200	23.16709427	0.10	1,133,601,062,375	1,133,601,062
4/3/84	430	61.100	23.22109682	0.00	1,136,243,489,094	0
4/19/84	430	61.100	23.22109682	0.00	1,136,243,489,094	0
1/11/85	430	61.100	23.22109682	0.00	1,136,243,489,094	0
1/5/86	430	61.100	23.22109682	0.00	1,136,243,489,094	0
4/21/88	430	61.100	23.22109682	0.00	1,136,243,489,094	0
2/16/89	430	61.100	23.22109682	0.00	1,136,243,489,094	0
2/10/93	430	61.100	23.22109682	0.00	1,136,243,489,094	0
3/21/94	430	61.100	23.22109682	0.00	1,136,243,489,094	0
3/31/98	430	61.100	23.22109682	0.00	1,136,243,489,094	0
12/2/02	430	61.100	23.22109682	0.00	1,136,243,489,094	0
3/21/08	430	61.100	23.22109682	0.00	1,136,243,489,094	0
12/7/08	430	61.100	23.22109682	0.20	1,136,243,489,094	2,272,486,978
11/10/86	431	60.900	23.27509937	0.00	1,138,885,915,813	0
12/29/84	432	60.900	23.32910192	0.00	1,141,528,342,531	0
2/14/95	432	60.900	23.32910192	0.00	1,141,528,342,531	0
1/4/98	432	60.900	23.32910192	0.00	1,141,528,342,531	0

FINAL—Whiskey Chitto Creek (Subsegment 030501) Fecal Coliform Bacteria TMDL  
 Origination Date: October 5, 2010

Date	Observed flow (cfs)	Percent exceedance for observed flow	Adjusted flow for entire basin (cfs)	Width for area under curves (%)	Allowable load to meet standard (MPN/day)	Area under TMDL curve (MPN/day)
3/3/99	432	60.900	23.32910192	0.00	1,141,528,342,531	0
4/19/07	432	60.900	23.32910192	0.00	1,141,528,342,531	0
2/20/09	432	60.900	23.32910192	0.20	1,141,528,342,531	2,283,056,685
2/15/93	433	60.700	23.38310447	0.00	1,144,170,769,250	0
11/27/98	433	60.700	23.38310447	0.00	1,144,170,769,250	0
2/21/99	433	60.700	23.38310447	0.00	1,144,170,769,250	0
1/21/06	433	60.700	23.38310447	0.00	1,144,170,769,250	0
4/16/09	433	60.700	23.38310447	0.00	1,144,170,769,250	0
2/12/93	434	60.700	23.43710702	0.00	1,146,813,195,969	0
1/18/02	434	60.700	23.43710702	0.10	1,146,813,195,969	1,146,813,196
2/17/86	435	60.600	23.49110957	0.00	1,149,455,622,688	0
3/17/86	435	60.600	23.49110957	0.00	1,149,455,622,688	0
4/11/89	435	60.600	23.49110957	0.00	1,149,455,622,688	0
1/2/93	435	60.600	23.49110957	0.00	1,149,455,622,688	0
4/3/98	435	60.600	23.49110957	0.00	1,149,455,622,688	0
3/24/99	435	60.600	23.49110957	0.00	1,149,455,622,688	0
3/20/05	435	60.600	23.49110957	0.10	1,149,455,622,688	1,149,455,623
2/9/87	436	60.500	23.54511212	0.00	1,152,098,049,407	0
2/11/89	436	60.500	23.54511212	0.00	1,152,098,049,407	0
3/25/91	436	60.500	23.54511212	0.00	1,152,098,049,407	0
11/11/96	436	60.500	23.54511212	0.10	1,152,098,049,407	1,152,098,049
4/25/97	437	60.400	23.59911467	0.00	1,154,740,476,126	0
3/5/99	437	60.400	23.59911467	0.00	1,154,740,476,126	0
4/19/99	437	60.400	23.59911467	0.00	1,154,740,476,126	0
11/15/06	437	60.400	23.59911467	0.00	1,154,740,476,126	0
4/7/09	437	60.400	23.59911467	0.10	1,154,740,476,126	1,154,740,476
2/9/81	438	60.300	23.65311722	0.00	1,157,382,902,844	0
4/9/85	438	60.300	23.65311722	0.00	1,157,382,902,844	0
2/16/91	438	60.300	23.65311722	0.00	1,157,382,902,844	0
3/14/00	438	60.300	23.65311722	0.00	1,157,382,902,844	0
3/16/02	438	60.300	23.65311722	0.00	1,157,382,902,844	0
3/25/04	438	60.300	23.65311722	0.00	1,157,382,902,844	0
2/7/06	438	60.300	23.65311722	0.10	1,157,382,902,844	1,157,382,903
12/24/96	439	60.200	23.70711978	0.00	1,160,025,329,563	0
4/8/05	439	60.200	23.70711978	0.00	1,160,025,329,563	0
11/10/83	440	60.200	23.76112233	0.00	1,162,667,756,282	0
4/7/87	440	60.200	23.76112233	0.00	1,162,667,756,282	0
4/18/88	440	60.200	23.76112233	0.00	1,162,667,756,282	0
4/18/94	440	60.200	23.76112233	0.00	1,162,667,756,282	0
4/12/00	440	60.200	23.76112233	0.00	1,162,667,756,282	0
2/7/01	440	60.200	23.76112233	0.20	1,162,667,756,282	2,325,335,513
2/12/82	441	60.000	23.81512488	0.00	1,165,310,183,001	0
11/22/85	441	60.000	23.81512488	0.00	1,165,310,183,001	0
2/10/89	441	60.000	23.81512488	0.00	1,165,310,183,001	0

FINAL—Whiskey Chitto Creek (Subsegment 030501) Fecal Coliform Bacteria TMDL  
 Origination Date: October 5, 2010

Date	Observed flow (cfs)	Percent exceedance for observed flow	Adjusted flow for entire basin (cfs)	Width for area under curves (%)	Allowable load to meet standard (MPN/day)	Area under TMDL curve (MPN/day)
2/7/93	441	60.000	23.81512488	0.00	1,165,310,183,001	0
2/21/93	441	60.000	23.81512488	0.00	1,165,310,183,001	0
12/22/94	441	60.000	23.81512488	0.00	1,165,310,183,001	0
3/23/01	441	60.000	23.81512488	0.00	1,165,310,183,001	0
4/3/05	441	60.000	23.81512488	0.00	1,165,310,183,001	0
3/5/07	441	60.000	23.81512488	0.10	1,165,310,183,001	1,165,310,183
2/14/86	442	59.900	23.86912743	0.00	1,167,952,609,720	0
2/15/89	442	59.900	23.86912743	0.00	1,167,952,609,720	0
3/22/96	442	59.900	23.86912743	0.00	1,167,952,609,720	0
12/30/96	442	59.900	23.86912743	0.10	1,167,952,609,720	1,167,952,610
12/12/88	443	59.800	23.92312998	0.00	1,170,595,036,439	0
3/14/89	443	59.800	23.92312998	0.00	1,170,595,036,439	0
1/1/91	443	59.800	23.92312998	0.00	1,170,595,036,439	0
11/28/91	443	59.800	23.92312998	0.00	1,170,595,036,439	0
2/20/93	443	59.800	23.92312998	0.00	1,170,595,036,439	0
4/24/97	443	59.800	23.92312998	0.00	1,170,595,036,439	0
12/19/00	443	59.800	23.92312998	0.00	1,170,595,036,439	0
4/19/02	443	59.800	23.92312998	0.00	1,170,595,036,439	0
3/20/07	443	59.800	23.92312998	0.20	1,170,595,036,439	2,341,190,073
12/10/85	444	59.600	23.97713253	0.00	1,173,237,463,157	0
2/17/02	444	59.600	23.97713253	0.00	1,173,237,463,157	0
12/1/02	444	59.600	23.97713253	0.00	1,173,237,463,157	0
3/14/04	444	59.600	23.97713253	0.00	1,173,237,463,157	0
3/22/05	444	59.600	23.97713253	0.10	1,173,237,463,157	1,173,237,463
3/31/84	445	59.500	24.03113508	0.00	1,175,879,889,876	0
12/28/84	445	59.500	24.03113508	0.00	1,175,879,889,876	0
1/27/97	445	59.500	24.03113508	0.00	1,175,879,889,876	0
2/16/99	445	59.500	24.03113508	0.00	1,175,879,889,876	0
3/2/07	445	59.500	24.03113508	0.00	1,175,879,889,876	0
11/29/07	445	59.500	24.03113508	0.00	1,175,879,889,876	0
11/14/08	445	59.500	24.03113508	0.10	1,175,879,889,876	1,175,879,890
11/22/93	446	59.400	24.08513763	0.00	1,178,522,316,595	0
2/8/95	446	59.400	24.08513763	0.00	1,178,522,316,595	0
3/30/98	446	59.400	24.08513763	0.00	1,178,522,316,595	0
1/17/02	446	59.400	24.08513763	0.00	1,178,522,316,595	0
1/4/04	446	59.400	24.08513763	0.00	1,178,522,316,595	0
1/25/06	446	59.400	24.08513763	0.00	1,178,522,316,595	0
3/19/08	446	59.400	24.08513763	0.10	1,178,522,316,595	1,178,522,317
1/15/82	447	59.300	24.13914018	0.00	1,181,164,743,314	0
1/14/86	447	59.300	24.13914018	0.00	1,181,164,743,314	0
3/20/04	447	59.300	24.13914018	0.10	1,181,164,743,314	1,181,164,743
11/10/84	448	59.200	24.19314273	0.00	1,183,807,170,033	0
12/7/86	448	59.200	24.19314273	0.00	1,183,807,170,033	0
1/23/08	448	59.200	24.19314273	0.00	1,183,807,170,033	0

FINAL—Whiskey Chitto Creek (Subsegment 030501) Fecal Coliform Bacteria TMDL  
 Origination Date: October 5, 2010

Date	Observed flow (cfs)	Percent exceedance for observed flow	Adjusted flow for entire basin (cfs)	Width for area under curves (%)	Allowable load to meet standard (MPN/day)	Area under TMDL curve (MPN/day)
1/4/86	449	59.200	24.24714528	0.00	1,186,449,596,751	0
1/16/90	449	59.200	24.24714528	0.00	1,186,449,596,751	0
11/16/95	449	59.200	24.24714528	0.00	1,186,449,596,751	0
3/24/02	449	59.200	24.24714528	0.00	1,186,449,596,751	0
3/15/06	449	59.200	24.24714528	0.10	1,186,449,596,751	1,186,449,597
1/20/80	450	59.100	24.30114783	0.00	1,189,092,023,470	0
11/11/81	450	59.100	24.30114783	0.00	1,189,092,023,470	0
1/11/86	450	59.100	24.30114783	0.00	1,189,092,023,470	0
4/30/89	450	59.100	24.30114783	0.00	1,189,092,023,470	0
3/24/91	450	59.100	24.30114783	0.00	1,189,092,023,470	0
2/6/93	450	59.100	24.30114783	0.00	1,189,092,023,470	0
2/9/93	450	59.100	24.30114783	0.00	1,189,092,023,470	0
4/30/93	450	59.100	24.30114783	0.00	1,189,092,023,470	0
3/2/06	450	59.100	24.30114783	0.00	1,189,092,023,470	0
12/23/06	450	59.100	24.30114783	0.20	1,189,092,023,470	2,378,184,047
1/10/85	451	58.900	24.35515038	0.00	1,191,734,450,189	0
2/3/87	451	58.900	24.35515038	0.00	1,191,734,450,189	0
11/17/95	451	58.900	24.35515038	0.10	1,191,734,450,189	1,191,734,450
4/18/84	452	58.800	24.40915293	0.00	1,194,376,876,908	0
12/9/85	452	58.800	24.40915293	0.00	1,194,376,876,908	0
3/30/94	452	58.800	24.40915293	0.00	1,194,376,876,908	0
12/30/00	452	58.800	24.40915293	0.00	1,194,376,876,908	0
11/20/07	452	58.800	24.40915293	0.10	1,194,376,876,908	1,194,376,877
2/6/87	453	58.700	24.46315549	0.00	1,197,019,303,627	0
4/17/88	453	58.700	24.46315549	0.00	1,197,019,303,627	0
2/8/93	453	58.700	24.46315549	0.00	1,197,019,303,627	0
2/24/95	453	58.700	24.46315549	0.00	1,197,019,303,627	0
2/14/96	453	58.700	24.46315549	0.00	1,197,019,303,627	0
1/15/01	453	58.700	24.46315549	0.00	1,197,019,303,627	0
3/13/04	453	58.700	24.46315549	0.00	1,197,019,303,627	0
4/16/05	453	58.700	24.46315549	0.10	1,197,019,303,627	1,197,019,304
12/20/90	454	58.600	24.51715804	0.00	1,199,661,730,346	0
12/28/90	454	58.600	24.51715804	0.00	1,199,661,730,346	0
11/29/92	454	58.600	24.51715804	0.00	1,199,661,730,346	0
1/3/97	454	58.600	24.51715804	0.00	1,199,661,730,346	0
12/4/00	454	58.600	24.51715804	0.00	1,199,661,730,346	0
3/15/04	454	58.600	24.51715804	0.10	1,199,661,730,346	1,199,661,730
2/15/91	455	58.500	24.57116059	0.00	1,202,304,157,064	0
3/20/94	455	58.500	24.57116059	0.00	1,202,304,157,064	0
1/3/98	455	58.500	24.57116059	0.00	1,202,304,157,064	0
1/5/98	455	58.500	24.57116059	0.00	1,202,304,157,064	0
2/6/98	455	58.500	24.57116059	0.00	1,202,304,157,064	0
11/26/98	455	58.500	24.57116059	0.00	1,202,304,157,064	0
2/20/99	455	58.500	24.57116059	0.00	1,202,304,157,064	0

FINAL—Whiskey Chitto Creek (Subsegment 030501) Fecal Coliform Bacteria TMDL  
 Origination Date: October 5, 2010

Date	Observed flow (cfs)	Percent exceedance for observed flow	Adjusted flow for entire basin (cfs)	Width for area under curves (%)	Allowable load to meet standard (MPN/day)	Area under TMDL curve (MPN/day)
4/7/01	455	58.500	24.57116059	0.00	1,202,304,157,064	0
4/1/03	455	58.500	24.57116059	0.20	1,202,304,157,064	2,404,608,314
2/24/82	456	58.300	24.62516314	0.00	1,204,946,583,783	0
3/19/05	456	58.300	24.62516314	0.00	1,204,946,583,783	0
12/23/08	456	58.300	24.62516314	0.00	1,204,946,583,783	0
4/22/97	457	58.300	24.67916569	0.00	1,207,589,010,502	0
3/18/05	457	58.300	24.67916569	0.00	1,207,589,010,502	0
2/11/06	457	58.300	24.67916569	0.10	1,207,589,010,502	1,207,589,011
4/23/97	458	58.200	24.73316824	0.00	1,210,231,437,221	0
12/26/03	458	58.200	24.73316824	0.00	1,210,231,437,221	0
3/26/04	458	58.200	24.73316824	0.10	1,210,231,437,221	1,210,231,437
2/5/89	459	58.100	24.78717079	0.00	1,212,873,863,940	0
4/10/89	459	58.100	24.78717079	0.00	1,212,873,863,940	0
11/7/91	459	58.100	24.78717079	0.00	1,212,873,863,940	0
12/15/92	459	58.100	24.78717079	0.00	1,212,873,863,940	0
1/26/97	459	58.100	24.78717079	0.00	1,212,873,863,940	0
12/3/02	459	58.100	24.78717079	0.10	1,212,873,863,940	1,212,873,864
3/9/83	460	58.000	24.84117334	0.00	1,215,516,290,659	0
4/8/85	460	58.000	24.84117334	0.00	1,215,516,290,659	0
1/10/86	460	58.000	24.84117334	0.00	1,215,516,290,659	0
3/14/90	460	58.000	24.84117334	0.00	1,215,516,290,659	0
4/30/92	460	58.000	24.84117334	0.00	1,215,516,290,659	0
11/14/06	460	58.000	24.84117334	0.10	1,215,516,290,659	1,215,516,291
4/4/87	461	57.900	24.89517589	0.00	1,218,158,717,377	0
1/18/90	461	57.900	24.89517589	0.00	1,218,158,717,377	0
3/29/96	461	57.900	24.89517589	0.00	1,218,158,717,377	0
2/15/99	461	57.900	24.89517589	0.10	1,218,158,717,377	1,218,158,717
12/27/84	462	57.800	24.94917844	0.00	1,220,801,144,096	0
3/23/91	462	57.800	24.94917844	0.00	1,220,801,144,096	0
2/14/93	462	57.800	24.94917844	0.00	1,220,801,144,096	0
1/3/95	462	57.800	24.94917844	0.00	1,220,801,144,096	0
4/21/97	462	57.800	24.94917844	0.00	1,220,801,144,096	0
3/23/99	462	57.800	24.94917844	0.00	1,220,801,144,096	0
3/13/02	462	57.800	24.94917844	0.00	1,220,801,144,096	0
3/15/02	462	57.800	24.94917844	0.00	1,220,801,144,096	0
3/22/09	462	57.800	24.94917844	0.10	1,220,801,144,096	1,220,801,144
2/11/82	463	57.700	25.00318099	0.00	1,223,443,570,815	0
11/21/85	463	57.700	25.00318099	0.00	1,223,443,570,815	0
2/2/87	463	57.700	25.00318099	0.00	1,223,443,570,815	0
2/5/93	463	57.700	25.00318099	0.00	1,223,443,570,815	0
12/7/94	463	57.700	25.00318099	0.10	1,223,443,570,815	1,223,443,571
4/6/87	464	57.600	25.05718354	0.00	1,226,085,997,534	0
1/1/93	464	57.600	25.05718354	0.00	1,226,085,997,534	0
3/29/98	464	57.600	25.05718354	0.00	1,226,085,997,534	0

FINAL—Whiskey Chitto Creek (Subsegment 030501) Fecal Coliform Bacteria TMDL  
 Origination Date: October 5, 2010

Date	Observed flow (cfs)	Percent exceedance for observed flow	Adjusted flow for entire basin (cfs)	Width for area under curves (%)	Allowable load to meet standard (MPN/day)	Area under TMDL curve (MPN/day)
1/16/02	464	57.600	25.05718354	0.00	1,226,085,997,534	0
3/14/02	464	57.600	25.05718354	0.10	1,226,085,997,534	1,226,085,998
12/23/82	465	57.500	25.11118609	0.00	1,228,728,424,253	0
2/19/99	465	57.500	25.11118609	0.00	1,228,728,424,253	0
11/10/87	466	57.500	25.16518865	0.00	1,231,370,850,971	0
2/4/89	466	57.500	25.16518865	0.00	1,231,370,850,971	0
2/9/89	466	57.500	25.16518865	0.00	1,231,370,850,971	0
3/13/89	466	57.500	25.16518865	0.00	1,231,370,850,971	0
4/18/99	466	57.500	25.16518865	0.00	1,231,370,850,971	0
4/2/05	466	57.500	25.16518865	0.20	1,231,370,850,971	2,462,741,702
4/20/96	467	57.300	25.2191912	0.00	1,234,013,277,690	0
11/12/94	468	57.300	25.27319375	0.00	1,236,655,704,409	0
1/23/96	468	57.300	25.27319375	0.00	1,236,655,704,409	0
4/11/00	468	57.300	25.27319375	0.00	1,236,655,704,409	0
1/26/06	468	57.300	25.27319375	0.10	1,236,655,704,409	1,236,655,704
2/11/81	469	57.200	25.3271963	0.00	1,239,298,131,128	0
12/21/82	469	57.200	25.3271963	0.00	1,239,298,131,128	0
2/6/89	469	57.200	25.3271963	0.00	1,239,298,131,128	0
12/23/96	469	57.200	25.3271963	0.00	1,239,298,131,128	0
4/19/00	469	57.200	25.3271963	0.00	1,239,298,131,128	0
2/16/02	469	57.200	25.3271963	0.00	1,239,298,131,128	0
11/30/02	469	57.200	25.3271963	0.10	1,239,298,131,128	1,239,298,131
1/21/80	470	57.100	25.38119885	0.00	1,241,940,557,847	0
4/30/83	470	57.100	25.38119885	0.00	1,241,940,557,847	0
1/21/85	470	57.100	25.38119885	0.00	1,241,940,557,847	0
4/5/87	470	57.100	25.38119885	0.00	1,241,940,557,847	0
4/28/90	470	57.100	25.38119885	0.00	1,241,940,557,847	0
11/27/91	470	57.100	25.38119885	0.00	1,241,940,557,847	0
2/19/93	470	57.100	25.38119885	0.00	1,241,940,557,847	0
1/26/94	470	57.100	25.38119885	0.00	1,241,940,557,847	0
3/1/07	470	57.100	25.38119885	0.10	1,241,940,557,847	1,241,940,558
2/8/81	471	57.000	25.4352014	0.00	1,244,582,984,566	0
1/3/86	471	57.000	25.4352014	0.00	1,244,582,984,566	0
1/12/86	471	57.000	25.4352014	0.00	1,244,582,984,566	0
2/13/86	471	57.000	25.4352014	0.00	1,244,582,984,566	0
1/25/97	471	57.000	25.4352014	0.00	1,244,582,984,566	0
4/12/05	471	57.000	25.4352014	0.20	1,244,582,984,566	2,489,165,969
2/7/89	472	56.800	25.48920395	0.00	1,247,225,411,284	0
2/6/01	472	56.800	25.48920395	0.00	1,247,225,411,284	0
3/26/09	472	56.800	25.48920395	0.00	1,247,225,411,284	0
12/14/86	473	56.800	25.5432065	0.00	1,249,867,838,003	0
4/3/87	473	56.800	25.5432065	0.00	1,249,867,838,003	0
4/16/88	473	56.800	25.5432065	0.00	1,249,867,838,003	0
3/13/90	473	56.800	25.5432065	0.00	1,249,867,838,003	0

FINAL—Whiskey Chitto Creek (Subsegment 030501) Fecal Coliform Bacteria TMDL  
 Origination Date: October 5, 2010

Date	Observed flow (cfs)	Percent exceedance for observed flow	Adjusted flow for entire basin (cfs)	Width for area under curves (%)	Allowable load to meet standard (MPN/day)	Area under TMDL curve (MPN/day)
2/16/93	473	56.800	25.5432065	0.00	1,249,867,838,003	0
3/12/04	473	56.800	25.5432065	0.10	1,249,867,838,003	1,249,867,838
3/30/84	474	56.700	25.59720905	0.00	1,252,510,264,722	0
12/26/84	474	56.700	25.59720905	0.00	1,252,510,264,722	0
4/7/85	474	56.700	25.59720905	0.00	1,252,510,264,722	0
2/14/91	474	56.700	25.59720905	0.00	1,252,510,264,722	0
4/20/97	474	56.700	25.59720905	0.00	1,252,510,264,722	0
11/13/06	474	56.700	25.59720905	0.10	1,252,510,264,722	1,252,510,265
2/7/81	475	56.600	25.6512116	0.00	1,255,152,691,441	0
3/3/82	475	56.600	25.6512116	0.00	1,255,152,691,441	0
3/2/99	475	56.600	25.6512116	0.00	1,255,152,691,441	0
1/19/02	475	56.600	25.6512116	0.10	1,255,152,691,441	1,255,152,691
4/4/98	476	56.500	25.70521415	0.00	1,257,795,118,160	0
2/18/99	476	56.500	25.70521415	0.00	1,257,795,118,160	0
11/28/02	476	56.500	25.70521415	0.10	1,257,795,118,160	1,257,795,118
11/9/04	477	56.400	25.7592167	0.00	1,260,437,544,879	0
4/29/83	478	56.400	25.81321925	0.00	1,263,079,971,597	0
12/8/85	478	56.400	25.81321925	0.00	1,263,079,971,597	0
1/24/97	478	56.400	25.81321925	0.00	1,263,079,971,597	0
1/17/85	479	56.400	25.8672218	0.00	1,265,722,398,316	0
12/11/97	479	56.400	25.8672218	0.00	1,265,722,398,316	0
3/26/99	479	56.400	25.8672218	0.00	1,265,722,398,316	0
12/3/00	479	56.400	25.8672218	0.00	1,265,722,398,316	0
2/28/02	479	56.400	25.8672218	0.10	1,265,722,398,316	1,265,722,398
1/19/80	480	56.300	25.92122436	0.00	1,268,364,825,035	0
11/10/81	480	56.300	25.92122436	0.00	1,268,364,825,035	0
1/9/85	480	56.300	25.92122436	0.00	1,268,364,825,035	0
3/15/86	480	56.300	25.92122436	0.00	1,268,364,825,035	0
11/30/90	480	56.300	25.92122436	0.00	1,268,364,825,035	0
4/29/93	480	56.300	25.92122436	0.00	1,268,364,825,035	0
1/22/96	480	56.300	25.92122436	0.00	1,268,364,825,035	0
4/5/02	480	56.300	25.92122436	0.00	1,268,364,825,035	0
4/18/02	480	56.300	25.92122436	0.00	1,268,364,825,035	0
4/9/05	480	56.300	25.92122436	0.00	1,268,364,825,035	0
4/7/08	480	56.300	25.92122436	0.20	1,268,364,825,035	2,536,729,650
11/9/84	481	56.100	25.97522691	0.00	1,271,007,251,754	0
11/20/85	481	56.100	25.97522691	0.00	1,271,007,251,754	0
2/4/93	481	56.100	25.97522691	0.00	1,271,007,251,754	0
2/17/99	481	56.100	25.97522691	0.00	1,271,007,251,754	0
2/20/01	481	56.100	25.97522691	0.00	1,271,007,251,754	0
3/27/04	481	56.100	25.97522691	0.20	1,271,007,251,754	2,542,014,504
1/24/96	483	55.900	26.08323201	0.00	1,276,292,105,191	0
11/25/98	483	55.900	26.08323201	0.00	1,276,292,105,191	0
2/13/96	484	55.900	26.13723456	0.00	1,278,934,531,910	0



FINAL—Whiskey Chitto Creek (Subsegment 030501) Fecal Coliform Bacteria TMDL  
 Origination Date: October 5, 2010

Date	Observed flow (cfs)	Percent exceedance for observed flow	Adjusted flow for entire basin (cfs)	Width for area under curves (%)	Allowable load to meet standard (MPN/day)	Area under TMDL curve (MPN/day)
1/21/97	484	55.900	26.13723456	0.00	1,278,934,531,910	0
1/22/97	484	55.900	26.13723456	0.00	1,278,934,531,910	0
4/1/04	484	55.900	26.13723456	0.10	1,278,934,531,910	1,278,934,532
12/25/84	485	55.800	26.19123711	0.00	1,281,576,958,629	0
12/6/86	485	55.800	26.19123711	0.00	1,281,576,958,629	0
2/13/93	485	55.800	26.19123711	0.00	1,281,576,958,629	0
3/22/01	485	55.800	26.19123711	0.00	1,281,576,958,629	0
12/24/03	485	55.800	26.19123711	0.10	1,281,576,958,629	1,281,576,959
1/15/90	486	55.700	26.24523966	0.00	1,284,219,385,348	0
2/18/93	486	55.700	26.24523966	0.00	1,284,219,385,348	0
2/14/99	486	55.700	26.24523966	0.00	1,284,219,385,348	0
4/18/07	486	55.700	26.24523966	0.00	1,284,219,385,348	0
4/17/84	487	55.700	26.29924221	0.00	1,286,861,812,067	0
1/2/86	487	55.700	26.29924221	0.00	1,286,861,812,067	0
1/15/87	487	55.700	26.29924221	0.00	1,286,861,812,067	0
2/1/87	487	55.700	26.29924221	0.00	1,286,861,812,067	0
4/2/87	487	55.700	26.29924221	0.00	1,286,861,812,067	0
2/3/89	487	55.700	26.29924221	0.00	1,286,861,812,067	0
1/4/93	487	55.700	26.29924221	0.00	1,286,861,812,067	0
1/25/96	487	55.700	26.29924221	0.00	1,286,861,812,067	0
1/15/02	487	55.700	26.29924221	0.00	1,286,861,812,067	0
11/27/02	487	55.700	26.29924221	0.00	1,286,861,812,067	0
11/29/02	487	55.700	26.29924221	0.00	1,286,861,812,067	0
3/19/04	487	55.700	26.29924221	0.30	1,286,861,812,067	3,860,585,436
2/8/89	488	55.400	26.35324476	0.00	1,289,504,238,786	0
1/14/97	488	55.400	26.35324476	0.00	1,289,504,238,786	0
3/16/80	489	55.400	26.40724731	0.00	1,292,146,665,504	0
12/31/90	489	55.400	26.40724731	0.00	1,292,146,665,504	0
12/7/92	489	55.400	26.40724731	0.00	1,292,146,665,504	0
1/1/85	490	55.400	26.46124986	0.00	1,294,789,092,223	0
4/22/90	490	55.400	26.46124986	0.00	1,294,789,092,223	0
3/19/94	490	55.400	26.46124986	0.00	1,294,789,092,223	0
4/20/98	490	55.400	26.46124986	0.00	1,294,789,092,223	0
4/16/04	490	55.400	26.46124986	0.10	1,294,789,092,223	1,294,789,092
4/6/85	491	55.300	26.51525241	0.00	1,297,431,518,942	0
4/17/89	491	55.300	26.51525241	0.00	1,297,431,518,942	0
3/12/90	491	55.300	26.51525241	0.00	1,297,431,518,942	0
3/22/91	491	55.300	26.51525241	0.00	1,297,431,518,942	0
2/7/95	491	55.300	26.51525241	0.00	1,297,431,518,942	0
1/19/96	491	55.300	26.51525241	0.00	1,297,431,518,942	0
1/23/97	491	55.300	26.51525241	0.00	1,297,431,518,942	0
4/17/99	491	55.300	26.51525241	0.00	1,297,431,518,942	0
4/1/05	491	55.300	26.51525241	0.00	1,297,431,518,942	0
1/10/09	491	55.300	26.51525241	0.20	1,297,431,518,942	2,594,863,038

FINAL—Whiskey Chitto Creek (Subsegment 030501) Fecal Coliform Bacteria TMDL  
 Origination Date: October 5, 2010

Date	Observed flow (cfs)	Percent exceedance for observed flow	Adjusted flow for entire basin (cfs)	Width for area under curves (%)	Allowable load to meet standard (MPN/day)	Area under TMDL curve (MPN/day)
4/19/97	493	55.100	26.62325752	0.00	1,302,716,372,380	0
1/29/99	493	55.100	26.62325752	0.00	1,302,716,372,380	0
1/22/03	493	55.100	26.62325752	0.00	1,302,716,372,380	0
4/6/09	493	55.100	26.62325752	0.10	1,302,716,372,380	1,302,716,372
3/29/84	494	55.000	26.67726007	0.00	1,305,358,799,099	0
3/12/89	494	55.000	26.67726007	0.00	1,305,358,799,099	0
1/27/03	494	55.000	26.67726007	0.00	1,305,358,799,099	0
3/17/05	494	55.000	26.67726007	0.00	1,305,358,799,099	0
3/3/07	494	55.000	26.67726007	0.00	1,305,358,799,099	0
3/4/07	494	55.000	26.67726007	0.10	1,305,358,799,099	1,305,358,799
11/11/87	495	54.900	26.73126262	0.00	1,308,001,225,817	0
2/4/98	495	54.900	26.73126262	0.00	1,308,001,225,817	0
1/23/03	495	54.900	26.73126262	0.00	1,308,001,225,817	0
1/24/03	495	54.900	26.73126262	0.00	1,308,001,225,817	0
1/25/03	495	54.900	26.73126262	0.00	1,308,001,225,817	0
1/26/03	495	54.900	26.73126262	0.00	1,308,001,225,817	0
12/29/03	495	54.900	26.73126262	0.10	1,308,001,225,817	1,308,001,226
2/5/98	496	54.800	26.78526517	0.00	1,310,643,652,536	0
3/12/02	496	54.800	26.78526517	0.00	1,310,643,652,536	0
1/21/03	496	54.800	26.78526517	0.10	1,310,643,652,536	1,310,643,653
12/9/80	497	54.700	26.83926772	0.00	1,313,286,079,255	0
4/30/82	497	54.700	26.83926772	0.00	1,313,286,079,255	0
4/28/83	497	54.700	26.83926772	0.00	1,313,286,079,255	0
4/9/89	497	54.700	26.83926772	0.00	1,313,286,079,255	0
1/28/99	497	54.700	26.83926772	0.00	1,313,286,079,255	0
3/22/99	497	54.700	26.83926772	0.00	1,313,286,079,255	0
3/11/04	497	54.700	26.83926772	0.00	1,313,286,079,255	0
1/2/09	497	54.700	26.83926772	0.10	1,313,286,079,255	1,313,286,079
4/15/88	498	54.600	26.89327027	0.00	1,315,928,505,974	0
11/28/96	498	54.600	26.89327027	0.00	1,315,928,505,974	0
11/26/02	498	54.600	26.89327027	0.00	1,315,928,505,974	0
1/20/03	498	54.600	26.89327027	0.00	1,315,928,505,974	0
3/18/08	498	54.600	26.89327027	0.00	1,315,928,505,974	0
4/28/09	498	54.600	26.89327027	0.20	1,315,928,505,974	2,631,857,012
12/15/86	499	54.400	26.94727282	0.00	1,318,570,932,693	0
12/27/90	499	54.400	26.94727282	0.00	1,318,570,932,693	0
12/31/92	499	54.400	26.94727282	0.00	1,318,570,932,693	0
4/10/94	499	54.400	26.94727282	0.00	1,318,570,932,693	0
1/18/95	499	54.400	26.94727282	0.00	1,318,570,932,693	0
1/2/98	499	54.400	26.94727282	0.00	1,318,570,932,693	0
1/21/99	499	54.400	26.94727282	0.00	1,318,570,932,693	0
3/27/01	499	54.400	26.94727282	0.10	1,318,570,932,693	1,318,570,933
1/6/80	500	54.300	27.00127537	0.00	1,321,213,359,411	0
1/17/80	500	54.300	27.00127537	0.00	1,321,213,359,411	0

FINAL—Whiskey Chitto Creek (Subsegment 030501) Fecal Coliform Bacteria TMDL  
 Origination Date: October 5, 2010

Date	Observed flow (cfs)	Percent exceedance for observed flow	Adjusted flow for entire basin (cfs)	Width for area under curves (%)	Allowable load to meet standard (MPN/day)	Area under TMDL curve (MPN/day)
12/10/90	500	54.300	27.00127537	0.00	1,321,213,359,411	0
4/29/92	500	54.300	27.00127537	0.00	1,321,213,359,411	0
2/3/93	500	54.300	27.00127537	0.00	1,321,213,359,411	0
2/16/06	500	54.300	27.00127537	0.00	1,321,213,359,411	0
11/12/06	500	54.300	27.00127537	0.10	1,321,213,359,411	1,321,213,359
1/14/87	501	54.200	27.05527792	0.00	1,323,855,786,130	0
4/1/87	501	54.200	27.05527792	0.00	1,323,855,786,130	0
3/16/91	501	54.200	27.05527792	0.00	1,323,855,786,130	0
1/20/96	501	54.200	27.05527792	0.00	1,323,855,786,130	0
4/16/99	501	54.200	27.05527792	0.00	1,323,855,786,130	0
2/15/02	501	54.200	27.05527792	0.00	1,323,855,786,130	0
4/15/07	501	54.200	27.05527792	0.20	1,323,855,786,130	2,647,711,572
1/13/86	502	54.000	27.10928047	0.00	1,326,498,212,849	0
12/11/89	502	54.000	27.10928047	0.00	1,326,498,212,849	0
2/13/91	502	54.000	27.10928047	0.00	1,326,498,212,849	0
1/12/04	502	54.000	27.10928047	0.00	1,326,498,212,849	0
3/11/90	504	54.000	27.21728557	0.00	1,331,783,066,287	0
12/29/90	504	54.000	27.21728557	0.00	1,331,783,066,287	0
3/17/91	504	54.000	27.21728557	0.00	1,331,783,066,287	0
3/31/03	504	54.000	27.21728557	0.10	1,331,783,066,287	1,331,783,066
2/3/98	505	53.900	27.27128812	0.00	1,334,425,493,006	0
11/20/04	505	53.900	27.27128812	0.00	1,334,425,493,006	0
4/29/09	505	53.900	27.27128812	0.10	1,334,425,493,006	1,334,425,493
2/12/86	507	53.800	27.37929323	0.00	1,339,710,346,443	0
12/21/94	507	53.800	27.37929323	0.00	1,339,710,346,443	0
1/10/04	507	53.800	27.37929323	0.00	1,339,710,346,443	0
2/28/80	508	53.800	27.43329578	0.00	1,342,352,773,162	0
3/11/81	508	53.800	27.43329578	0.00	1,342,352,773,162	0
4/22/98	508	53.800	27.43329578	0.00	1,342,352,773,162	0
4/30/98	508	53.800	27.43329578	0.00	1,342,352,773,162	0
1/14/02	508	53.800	27.43329578	0.10	1,342,352,773,162	1,342,352,773
4/6/01	509	53.700	27.48729833	0.00	1,344,995,199,881	0
4/30/07	509	53.700	27.48729833	0.10	1,344,995,199,881	1,344,995,200
1/5/80	510	53.600	27.54130088	0.00	1,347,637,626,600	0
12/7/85	510	53.600	27.54130088	0.00	1,347,637,626,600	0
4/21/90	510	53.600	27.54130088	0.00	1,347,637,626,600	0
4/28/93	510	53.600	27.54130088	0.00	1,347,637,626,600	0
3/28/98	510	53.600	27.54130088	0.10	1,347,637,626,600	1,347,637,627
2/1/82	511	53.500	27.59530343	0.00	1,350,280,053,319	0
12/24/84	511	53.500	27.59530343	0.00	1,350,280,053,319	0
11/19/85	511	53.500	27.59530343	0.00	1,350,280,053,319	0
12/26/93	511	53.500	27.59530343	0.00	1,350,280,053,319	0
4/17/94	511	53.500	27.59530343	0.00	1,350,280,053,319	0
1/18/96	511	53.500	27.59530343	0.00	1,350,280,053,319	0

FINAL—Whiskey Chitto Creek (Subsegment 030501) Fecal Coliform Bacteria TMDL  
 Origination Date: October 5, 2010

Date	Observed flow (cfs)	Percent exceedance for observed flow	Adjusted flow for entire basin (cfs)	Width for area under curves (%)	Allowable load to meet standard (MPN/day)	Area under TMDL curve (MPN/day)
11/24/98	511	53.500	27.59530343	0.10	1,350,280,053,319	1,350,280,053
12/2/83	512	53.400	27.64930598	0.00	1,352,922,480,037	0
2/5/87	512	53.400	27.64930598	0.00	1,352,922,480,037	0
2/12/96	512	53.400	27.64930598	0.00	1,352,922,480,037	0
2/13/99	512	53.400	27.64930598	0.00	1,352,922,480,037	0
1/19/03	512	53.400	27.64930598	0.10	1,352,922,480,037	1,352,922,480
12/3/83	513	53.300	27.70330853	0.00	1,355,564,906,756	0
1/1/86	513	53.300	27.70330853	0.00	1,355,564,906,756	0
11/25/02	513	53.300	27.70330853	0.00	1,355,564,906,756	0
11/10/04	513	53.300	27.70330853	0.00	1,355,564,906,756	0
3/19/07	513	53.300	27.70330853	0.10	1,355,564,906,756	1,355,564,907
1/2/95	514	53.200	27.75731108	0.00	1,358,207,333,475	0
1/2/97	514	53.200	27.75731108	0.00	1,358,207,333,475	0
2/5/01	514	53.200	27.75731108	0.00	1,358,207,333,475	0
3/4/08	514	53.200	27.75731108	0.00	1,358,207,333,475	0
12/1/03	515	53.200	27.81131363	0.10	1,360,849,760,194	1,360,849,760
1/8/84	516	53.100	27.86531618	0.00	1,363,492,186,913	0
3/10/90	516	53.100	27.86531618	0.00	1,363,492,186,913	0
12/1/90	516	53.100	27.86531618	0.00	1,363,492,186,913	0
12/10/95	516	53.100	27.86531618	0.00	1,363,492,186,913	0
12/2/00	516	53.100	27.86531618	0.10	1,363,492,186,913	1,363,492,187
4/5/85	517	53.000	27.91931873	0.00	1,366,134,613,631	0
1/31/87	517	53.000	27.91931873	0.00	1,366,134,613,631	0
1/15/97	517	53.000	27.91931873	0.00	1,366,134,613,631	0
1/20/99	517	53.000	27.91931873	0.00	1,366,134,613,631	0
1/23/02	517	53.000	27.91931873	0.00	1,366,134,613,631	0
2/24/07	517	53.000	27.91931873	0.00	1,366,134,613,631	0
1/5/09	517	53.000	27.91931873	0.10	1,366,134,613,631	1,366,134,614
11/19/91	518	52.900	27.97332128	0.00	1,368,777,040,350	0
11/26/91	518	52.900	27.97332128	0.00	1,368,777,040,350	0
11/8/04	518	52.900	27.97332128	0.00	1,368,777,040,350	0
3/3/08	518	52.900	27.97332128	0.10	1,368,777,040,350	1,368,777,040
2/9/84	519	52.800	28.02732383	0.00	1,371,419,467,069	0
1/17/96	519	52.800	28.02732383	0.00	1,371,419,467,069	0
4/18/97	519	52.800	28.02732383	0.00	1,371,419,467,069	0
2/28/07	519	52.800	28.02732383	0.00	1,371,419,467,069	0
1/4/80	520	52.800	28.08132639	0.00	1,374,061,893,788	0
1/7/80	520	52.800	28.08132639	0.00	1,374,061,893,788	0
1/2/87	520	52.800	28.08132639	0.00	1,374,061,893,788	0
1/3/87	520	52.800	28.08132639	0.00	1,374,061,893,788	0
2/4/87	520	52.800	28.08132639	0.00	1,374,061,893,788	0
3/31/87	520	52.800	28.08132639	0.00	1,374,061,893,788	0
1/25/94	520	52.800	28.08132639	0.00	1,374,061,893,788	0
3/31/04	520	52.800	28.08132639	0.20	1,374,061,893,788	2,748,123,788

FINAL—Whiskey Chitto Creek (Subsegment 030501) Fecal Coliform Bacteria TMDL  
 Origination Date: October 5, 2010

Date	Observed flow (cfs)	Percent exceedance for observed flow	Adjusted flow for entire basin (cfs)	Width for area under curves (%)	Allowable load to meet standard (MPN/day)	Area under TMDL curve (MPN/day)
12/18/00	521	52.600	28.13532894	0.00	1,376,704,320,507	0
2/2/89	522	52.600	28.18933149	0.00	1,379,346,747,226	0
3/6/98	522	52.600	28.18933149	0.00	1,379,346,747,226	0
1/3/04	522	52.600	28.18933149	0.00	1,379,346,747,226	0
12/20/05	522	52.600	28.18933149	0.00	1,379,346,747,226	0
2/12/08	522	52.600	28.18933149	0.10	1,379,346,747,226	1,379,346,747
2/3/82	523	52.500	28.24333404	0.00	1,381,989,173,944	0
1/8/85	523	52.500	28.24333404	0.00	1,381,989,173,944	0
3/16/86	523	52.500	28.24333404	0.00	1,381,989,173,944	0
1/13/02	523	52.500	28.24333404	0.00	1,381,989,173,944	0
11/27/07	523	52.500	28.24333404	0.10	1,381,989,173,944	1,381,989,174
3/15/80	524	52.400	28.29733659	0.00	1,384,631,600,663	0
4/27/83	524	52.400	28.29733659	0.00	1,384,631,600,663	0
1/21/96	524	52.400	28.29733659	0.00	1,384,631,600,663	0
11/18/85	525	52.400	28.35133914	0.00	1,387,274,027,382	0
11/6/91	525	52.400	28.35133914	0.00	1,387,274,027,382	0
11/10/94	525	52.400	28.35133914	0.00	1,387,274,027,382	0
1/20/97	525	52.400	28.35133914	0.00	1,387,274,027,382	0
4/11/04	525	52.400	28.35133914	0.10	1,387,274,027,382	1,387,274,027
2/7/80	526	52.300	28.40534169	0.00	1,389,916,454,101	0
2/15/87	526	52.300	28.40534169	0.00	1,389,916,454,101	0
4/14/88	526	52.300	28.40534169	0.00	1,389,916,454,101	0
2/2/93	526	52.300	28.40534169	0.10	1,389,916,454,101	1,389,916,454
3/15/91	527	52.200	28.45934424	0.00	1,392,558,880,820	0
3/1/02	527	52.200	28.45934424	0.00	1,392,558,880,820	0
12/22/96	528	52.200	28.51334679	0.00	1,395,201,307,538	0
1/31/02	528	52.200	28.51334679	0.00	1,395,201,307,538	0
4/17/02	528	52.200	28.51334679	0.00	1,395,201,307,538	0
2/19/09	528	52.200	28.51334679	0.10	1,395,201,307,538	1,395,201,308
1/16/87	529	52.100	28.56734934	0.00	1,397,843,734,257	0
2/17/93	529	52.100	28.56734934	0.00	1,397,843,734,257	0
4/10/00	529	52.100	28.56734934	0.00	1,397,843,734,257	0
2/5/03	529	52.100	28.56734934	0.00	1,397,843,734,257	0
3/23/06	529	52.100	28.56734934	0.10	1,397,843,734,257	1,397,843,734
12/20/82	530	52.000	28.62135189	0.00	1,400,486,160,976	0
4/20/90	530	52.000	28.62135189	0.00	1,400,486,160,976	0
12/23/93	530	52.000	28.62135189	0.00	1,400,486,160,976	0
4/15/99	530	52.000	28.62135189	0.00	1,400,486,160,976	0
4/18/00	530	52.000	28.62135189	0.00	1,400,486,160,976	0
1/18/03	530	52.000	28.62135189	0.00	1,400,486,160,976	0
3/28/04	530	52.000	28.62135189	0.10	1,400,486,160,976	1,400,486,161
2/23/82	531	51.900	28.67535444	0.00	1,403,128,587,695	0
3/11/89	531	51.900	28.67535444	0.00	1,403,128,587,695	0
3/27/98	531	51.900	28.67535444	0.00	1,403,128,587,695	0

FINAL—Whiskey Chitto Creek (Subsegment 030501) Fecal Coliform Bacteria TMDL  
 Origination Date: October 5, 2010

Date	Observed flow (cfs)	Percent exceedance for observed flow	Adjusted flow for entire basin (cfs)	Width for area under curves (%)	Allowable load to meet standard (MPN/day)	Area under TMDL curve (MPN/day)
11/24/02	531	51.900	28.67535444	0.10	1,403,128,587,695	1,403,128,588
12/21/90	532	51.800	28.72935699	0.00	1,405,771,014,414	0
3/23/05	532	51.800	28.72935699	0.10	1,405,771,014,414	1,405,771,014
2/27/80	533	51.700	28.78335954	0.00	1,408,413,441,133	0
3/24/84	533	51.700	28.78335954	0.00	1,408,413,441,133	0
12/23/84	533	51.700	28.78335954	0.00	1,408,413,441,133	0
12/28/85	533	51.700	28.78335954	0.00	1,408,413,441,133	0
1/13/97	533	51.700	28.78335954	0.00	1,408,413,441,133	0
2/27/02	533	51.700	28.78335954	0.00	1,408,413,441,133	0
3/10/04	533	51.700	28.78335954	0.00	1,408,413,441,133	0
4/15/09	533	51.700	28.78335954	0.10	1,408,413,441,133	1,408,413,441
11/8/84	534	51.600	28.8373621	0.00	1,411,055,867,851	0
3/19/85	534	51.600	28.8373621	0.00	1,411,055,867,851	0
12/27/85	534	51.600	28.8373621	0.00	1,411,055,867,851	0
1/31/89	534	51.600	28.8373621	0.10	1,411,055,867,851	1,411,055,868
1/7/84	535	51.500	28.89136465	0.00	1,413,698,294,570	0
3/9/90	535	51.500	28.89136465	0.00	1,413,698,294,570	0
3/18/94	535	51.500	28.89136465	0.00	1,413,698,294,570	0
12/5/97	535	51.500	28.89136465	0.00	1,413,698,294,570	0
2/20/02	535	51.500	28.89136465	0.00	1,413,698,294,570	0
3/11/02	535	51.500	28.89136465	0.10	1,413,698,294,570	1,413,698,295
12/5/86	536	51.400	28.9453672	0.00	1,416,340,721,289	0
2/20/94	536	51.400	28.9453672	0.00	1,416,340,721,289	0
1/24/04	536	51.400	28.9453672	0.00	1,416,340,721,289	0
12/10/97	537	51.400	28.99936975	0.00	1,418,983,148,008	0
4/29/04	537	51.400	28.99936975	0.00	1,418,983,148,008	0
4/27/09	537	51.400	28.99936975	0.10	1,418,983,148,008	1,418,983,148
3/14/80	538	51.300	29.0533723	0.00	1,421,625,574,727	0
2/12/81	538	51.300	29.0533723	0.00	1,421,625,574,727	0
1/1/82	538	51.300	29.0533723	0.00	1,421,625,574,727	0
2/2/98	538	51.300	29.0533723	0.00	1,421,625,574,727	0
1/19/99	538	51.300	29.0533723	0.00	1,421,625,574,727	0
1/27/99	538	51.300	29.0533723	0.00	1,421,625,574,727	0
2/14/02	538	51.300	29.0533723	0.00	1,421,625,574,727	0
11/15/08	538	51.300	29.0533723	0.00	1,421,625,574,727	0
12/3/08	538	51.300	29.0533723	0.20	1,421,625,574,727	2,843,251,149
12/30/92	539	51.100	29.10737485	0.00	1,424,268,001,446	0
1/16/96	539	51.100	29.10737485	0.00	1,424,268,001,446	0
1/12/02	539	51.100	29.10737485	0.00	1,424,268,001,446	0
11/6/06	539	51.100	29.10737485	0.00	1,424,268,001,446	0
11/7/06	539	51.100	29.10737485	0.00	1,424,268,001,446	0
12/25/07	539	51.100	29.10737485	0.10	1,424,268,001,446	1,424,268,001
1/16/80	540	51.000	29.1613774	0.00	1,426,910,428,164	0
1/18/80	540	51.000	29.1613774	0.00	1,426,910,428,164	0

FINAL—Whiskey Chitto Creek (Subsegment 030501) Fecal Coliform Bacteria TMDL  
 Origination Date: October 5, 2010

Date	Observed flow (cfs)	Percent exceedance for observed flow	Adjusted flow for entire basin (cfs)	Width for area under curves (%)	Allowable load to meet standard (MPN/day)	Area under TMDL curve (MPN/day)
2/8/80	540	51.000	29.1613774	0.00	1,426,910,428,164	0
3/28/84	540	51.000	29.1613774	0.00	1,426,910,428,164	0
3/14/91	540	51.000	29.1613774	0.00	1,426,910,428,164	0
4/28/92	540	51.000	29.1613774	0.00	1,426,910,428,164	0
4/27/96	540	51.000	29.1613774	0.00	1,426,910,428,164	0
1/22/99	540	51.000	29.1613774	0.00	1,426,910,428,164	0
3/21/99	540	51.000	29.1613774	0.00	1,426,910,428,164	0
3/14/05	540	51.000	29.1613774	0.00	1,426,910,428,164	0
12/22/08	540	51.000	29.1613774	0.20	1,426,910,428,164	2,853,820,856
1/9/84	541	50.800	29.21537995	0.00	1,429,552,854,883	0
11/15/85	541	50.800	29.21537995	0.00	1,429,552,854,883	0
4/12/97	541	50.800	29.21537995	0.00	1,429,552,854,883	0
2/17/01	541	50.800	29.21537995	0.00	1,429,552,854,883	0
3/31/05	541	50.800	29.21537995	0.10	1,429,552,854,883	1,429,552,855
4/16/84	542	50.700	29.2693825	0.00	1,432,195,281,602	0
1/7/92	542	50.700	29.2693825	0.00	1,432,195,281,602	0
1/5/02	542	50.700	29.2693825	0.00	1,432,195,281,602	0
2/23/07	542	50.700	29.2693825	0.10	1,432,195,281,602	1,432,195,282
4/19/96	543	50.600	29.32338505	0.00	1,434,837,708,321	0
2/12/99	543	50.600	29.32338505	0.00	1,434,837,708,321	0
11/19/03	543	50.600	29.32338505	0.00	1,434,837,708,321	0
2/25/07	543	50.600	29.32338505	0.00	1,434,837,708,321	0
2/8/84	544	50.600	29.3773876	0.00	1,437,480,135,040	0
1/14/90	544	50.600	29.3773876	0.00	1,437,480,135,040	0
2/11/96	544	50.600	29.3773876	0.00	1,437,480,135,040	0
3/21/01	544	50.600	29.3773876	0.10	1,437,480,135,040	1,437,480,135
11/23/98	545	50.500	29.43139015	0.00	1,440,122,561,758	0
12/14/03	545	50.500	29.43139015	0.00	1,440,122,561,758	0
1/19/06	545	50.500	29.43139015	0.10	1,440,122,561,758	1,440,122,562
1/13/87	546	50.400	29.4853927	0.00	1,442,764,988,477	0
11/8/95	546	50.400	29.4853927	0.00	1,442,764,988,477	0
3/13/05	546	50.400	29.4853927	0.00	1,442,764,988,477	0
3/2/08	546	50.400	29.4853927	0.00	1,442,764,988,477	0
3/1/88	547	50.400	29.53939526	0.00	1,445,407,415,196	0
1/17/03	547	50.400	29.53939526	0.00	1,445,407,415,196	0
12/25/03	547	50.400	29.53939526	0.00	1,445,407,415,196	0
3/16/05	547	50.400	29.53939526	0.10	1,445,407,415,196	1,445,407,415
1/30/87	548	50.300	29.59339781	0.00	1,448,049,841,915	0
3/2/88	548	50.300	29.59339781	0.00	1,448,049,841,915	0
4/13/88	548	50.300	29.59339781	0.00	1,448,049,841,915	0
2/12/91	548	50.300	29.59339781	0.00	1,448,049,841,915	0
12/14/92	548	50.300	29.59339781	0.00	1,448,049,841,915	0
3/26/98	548	50.300	29.59339781	0.10	1,448,049,841,915	1,448,049,842
3/19/83	549	50.200	29.64740036	0.00	1,450,692,268,634	0

FINAL—Whiskey Chitto Creek (Subsegment 030501) Fecal Coliform Bacteria TMDL  
 Origination Date: October 5, 2010

Date	Observed flow (cfs)	Percent exceedance for observed flow	Adjusted flow for entire basin (cfs)	Width for area under curves (%)	Allowable load to meet standard (MPN/day)	Area under TMDL curve (MPN/day)
3/20/83	549	50.200	29.64740036	0.00	1,450,692,268,634	0
4/4/85	549	50.200	29.64740036	0.00	1,450,692,268,634	0
1/17/08	549	50.200	29.64740036	0.10	1,450,692,268,634	1,450,692,269
1/3/80	550	50.100	29.70140291	0.00	1,453,334,695,353	0
12/13/86	550	50.100	29.70140291	0.00	1,453,334,695,353	0
3/21/91	550	50.100	29.70140291	0.00	1,453,334,695,353	0
4/27/93	550	50.100	29.70140291	0.00	1,453,334,695,353	0
3/30/04	550	50.100	29.70140291	0.10	1,453,334,695,353	1,453,334,695
2/6/80	551	50.000	29.75540546	0.00	1,455,977,122,071	0
2/6/95	551	50.000	29.75540546	0.00	1,455,977,122,071	0
1/30/02	551	50.000	29.75540546	0.00	1,455,977,122,071	0
2/2/82	552	50.000	29.80940801	0.00	1,458,619,548,790	0
12/26/85	552	50.000	29.80940801	0.00	1,458,619,548,790	0
3/30/87	552	50.000	29.80940801	0.00	1,458,619,548,790	0
4/8/89	552	50.000	29.80940801	0.00	1,458,619,548,790	0
1/20/02	552	50.000	29.80940801	0.00	1,458,619,548,790	0
3/23/02	552	50.000	29.80940801	0.00	1,458,619,548,790	0
3/15/05	552	50.000	29.80940801	0.20	1,458,619,548,790	2,917,239,098
3/18/83	553	49.800	29.86341056	0.00	1,461,261,975,509	0
3/21/83	553	49.800	29.86341056	0.00	1,461,261,975,509	0
11/23/02	553	49.800	29.86341056	0.00	1,461,261,975,509	0
1/30/89	554	49.800	29.91741311	0.00	1,463,904,402,228	0
1/4/02	554	49.800	29.91741311	0.10	1,463,904,402,228	1,463,904,402
11/28/83	555	49.700	29.97141566	0.00	1,466,546,828,947	0
11/14/85	555	49.700	29.97141566	0.00	1,466,546,828,947	0
2/29/88	555	49.700	29.97141566	0.00	1,466,546,828,947	0
1/6/92	555	49.700	29.97141566	0.00	1,466,546,828,947	0
3/25/03	555	49.700	29.97141566	0.10	1,466,546,828,947	1,466,546,829
3/13/80	556	49.600	30.02541821	0.00	1,469,189,255,666	0
3/18/85	556	49.600	30.02541821	0.00	1,469,189,255,666	0
12/17/93	556	49.600	30.02541821	0.00	1,469,189,255,666	0
11/8/86	557	49.600	30.07942076	0.00	1,471,831,682,384	0
1/1/87	557	49.600	30.07942076	0.00	1,471,831,682,384	0
2/4/91	557	49.600	30.07942076	0.00	1,471,831,682,384	0
1/18/99	557	49.600	30.07942076	0.00	1,471,831,682,384	0
2/4/03	557	49.600	30.07942076	0.10	1,471,831,682,384	1,471,831,682
1/6/84	558	49.500	30.13342331	0.00	1,474,474,109,103	0
2/1/93	558	49.500	30.13342331	0.00	1,474,474,109,103	0
3/30/99	558	49.500	30.13342331	0.00	1,474,474,109,103	0
11/14/04	558	49.500	30.13342331	0.00	1,474,474,109,103	0
4/14/07	558	49.500	30.13342331	0.00	1,474,474,109,103	0
2/13/08	558	49.500	30.13342331	0.00	1,474,474,109,103	0
3/21/09	558	49.500	30.13342331	0.10	1,474,474,109,103	1,474,474,109
12/24/82	559	49.400	30.18742586	0.00	1,477,116,535,822	0



FINAL—Whiskey Chitto Creek (Subsegment 030501) Fecal Coliform Bacteria TMDL  
 Origination Date: October 5, 2010

Date	Observed flow (cfs)	Percent exceedance for observed flow	Adjusted flow for entire basin (cfs)	Width for area under curves (%)	Allowable load to meet standard (MPN/day)	Area under TMDL curve (MPN/day)
12/6/85	559	49.400	30.18742586	0.00	1,477,116,535,822	0
2/1/89	559	49.400	30.18742586	0.00	1,477,116,535,822	0
3/8/90	559	49.400	30.18742586	0.00	1,477,116,535,822	0
3/16/04	559	49.400	30.18742586	0.10	1,477,116,535,822	1,477,116,536
3/23/84	560	49.300	30.24142841	0.00	1,479,758,962,541	0
12/14/88	560	49.300	30.24142841	0.00	1,479,758,962,541	0
1/24/02	560	49.300	30.24142841	0.10	1,479,758,962,541	1,479,758,963
2/26/80	561	49.200	30.29543097	0.00	1,482,401,389,260	0
11/17/84	561	49.200	30.29543097	0.00	1,482,401,389,260	0
12/22/84	561	49.200	30.29543097	0.00	1,482,401,389,260	0
2/19/94	561	49.200	30.29543097	0.00	1,482,401,389,260	0
4/17/97	561	49.200	30.29543097	0.10	1,482,401,389,260	1,482,401,389
3/13/91	562	49.100	30.34943352	0.00	1,485,043,815,978	0
12/7/93	562	49.100	30.34943352	0.00	1,485,043,815,978	0
11/2/84	563	49.100	30.40343607	0.00	1,487,686,242,697	0
11/17/85	563	49.100	30.40343607	0.00	1,487,686,242,697	0
4/19/90	563	49.100	30.40343607	0.00	1,487,686,242,697	0
1/1/98	563	49.100	30.40343607	0.00	1,487,686,242,697	0
11/11/06	563	49.100	30.40343607	0.00	1,487,686,242,697	0
4/5/09	563	49.100	30.40343607	0.10	1,487,686,242,697	1,487,686,243
4/26/83	564	49.000	30.45743862	0.00	1,490,328,669,416	0
1/8/89	564	49.000	30.45743862	0.00	1,490,328,669,416	0
4/12/90	564	49.000	30.45743862	0.00	1,490,328,669,416	0
1/11/02	564	49.000	30.45743862	0.00	1,490,328,669,416	0
4/4/02	564	49.000	30.45743862	0.00	1,490,328,669,416	0
2/11/08	564	49.000	30.45743862	0.10	1,490,328,669,416	1,490,328,669
3/28/90	565	48.900	30.51144117	0.00	1,492,971,096,135	0
3/8/94	565	48.900	30.51144117	0.00	1,492,971,096,135	0
4/4/97	565	48.900	30.51144117	0.00	1,492,971,096,135	0
3/5/98	565	48.900	30.51144117	0.00	1,492,971,096,135	0
12/1/00	565	48.900	30.51144117	0.00	1,492,971,096,135	0
11/21/03	565	48.900	30.51144117	0.00	1,492,971,096,135	0
2/12/07	565	48.900	30.51144117	0.20	1,492,971,096,135	2,985,942,192
4/13/97	566	48.700	30.56544372	0.00	1,495,613,522,854	0
2/22/07	566	48.700	30.56544372	0.00	1,495,613,522,854	0
12/31/85	567	48.700	30.61944627	0.00	1,498,255,949,573	0
4/23/86	567	48.700	30.61944627	0.00	1,498,255,949,573	0
11/15/95	567	48.700	30.61944627	0.10	1,498,255,949,573	1,498,255,950
12/12/80	568	48.600	30.67344882	0.00	1,500,898,376,291	0
11/16/85	568	48.600	30.67344882	0.00	1,500,898,376,291	0
2/23/95	568	48.600	30.67344882	0.00	1,500,898,376,291	0
3/10/02	568	48.600	30.67344882	0.00	1,500,898,376,291	0
1/16/03	568	48.600	30.67344882	0.10	1,500,898,376,291	1,500,898,376
12/12/86	569	48.500	30.72745137	0.00	1,503,540,803,010	0

FINAL—Whiskey Chitto Creek (Subsegment 030501) Fecal Coliform Bacteria TMDL  
 Origination Date: October 5, 2010

Date	Observed flow (cfs)	Percent exceedance for observed flow	Adjusted flow for entire basin (cfs)	Width for area under curves (%)	Allowable load to meet standard (MPN/day)	Area under TMDL curve (MPN/day)
12/30/90	569	48.500	30.72745137	0.00	1,503,540,803,010	0
4/5/01	569	48.500	30.72745137	0.00	1,503,540,803,010	0
3/18/04	569	48.500	30.72745137	0.00	1,503,540,803,010	0
3/17/08	569	48.500	30.72745137	0.00	1,503,540,803,010	0
1/2/80	570	48.500	30.78145392	0.00	1,506,183,229,729	0
3/17/83	570	48.500	30.78145392	0.00	1,506,183,229,729	0
1/20/85	570	48.500	30.78145392	0.00	1,506,183,229,729	0
4/11/90	570	48.500	30.78145392	0.00	1,506,183,229,729	0
3/29/04	570	48.500	30.78145392	0.10	1,506,183,229,729	1,506,183,230
2/20/87	571	48.400	30.83545647	0.00	1,508,825,656,448	0
11/28/92	571	48.400	30.83545647	0.00	1,508,825,656,448	0
4/14/99	571	48.400	30.83545647	0.10	1,508,825,656,448	1,508,825,656
2/11/86	572	48.300	30.88945902	0.00	1,511,468,083,167	0
4/12/88	572	48.300	30.88945902	0.00	1,511,468,083,167	0
1/5/92	572	48.300	30.88945902	0.00	1,511,468,083,167	0
1/18/93	572	48.300	30.88945902	0.00	1,511,468,083,167	0
4/15/05	572	48.300	30.88945902	0.10	1,511,468,083,167	1,511,468,083
11/13/85	573	48.200	30.94346157	0.00	1,514,110,509,886	0
3/29/90	573	48.200	30.94346157	0.00	1,514,110,509,886	0
12/8/90	573	48.200	30.94346157	0.00	1,514,110,509,886	0
4/11/97	574	48.200	30.99746413	0.10	1,516,752,936,604	1,516,752,937
12/29/85	575	48.100	31.05146668	0.00	1,519,395,363,323	0
1/15/96	575	48.100	31.05146668	0.00	1,519,395,363,323	0
12/9/98	575	48.100	31.05146668	0.00	1,519,395,363,323	0
2/28/88	576	48.100	31.10546923	0.00	1,522,037,790,042	0
2/4/01	576	48.100	31.10546923	0.00	1,522,037,790,042	0
1/22/02	576	48.100	31.10546923	0.10	1,522,037,790,042	1,522,037,790
2/21/94	577	48.000	31.15947178	0.00	1,524,680,216,761	0
2/11/99	577	48.000	31.15947178	0.00	1,524,680,216,761	0
4/16/07	578	48.000	31.21347433	0.00	1,527,322,643,480	0
12/31/81	579	48.000	31.26747688	0.00	1,529,965,070,198	0
11/26/84	579	48.000	31.26747688	0.00	1,529,965,070,198	0
3/17/85	579	48.000	31.26747688	0.00	1,529,965,070,198	0
3/20/85	579	48.000	31.26747688	0.00	1,529,965,070,198	0
2/19/91	579	48.000	31.26747688	0.00	1,529,965,070,198	0
1/4/92	579	48.000	31.26747688	0.00	1,529,965,070,198	0
2/10/96	579	48.000	31.26747688	0.20	1,529,965,070,198	3,059,930,140
1/18/85	580	47.800	31.32147943	0.00	1,532,607,496,917	0
3/10/89	580	47.800	31.32147943	0.00	1,532,607,496,917	0
4/27/92	580	47.800	31.32147943	0.00	1,532,607,496,917	0
1/21/02	580	47.800	31.32147943	0.00	1,532,607,496,917	0
11/22/02	580	47.800	31.32147943	0.00	1,532,607,496,917	0
4/26/04	580	47.800	31.32147943	0.00	1,532,607,496,917	0
2/26/07	580	47.800	31.32147943	0.10	1,532,607,496,917	1,532,607,497

FINAL—Whiskey Chitto Creek (Subsegment 030501) Fecal Coliform Bacteria TMDL  
 Origination Date: October 5, 2010

Date	Observed flow (cfs)	Percent exceedance for observed flow	Adjusted flow for entire basin (cfs)	Width for area under curves (%)	Allowable load to meet standard (MPN/day)	Area under TMDL curve (MPN/day)
2/29/80	581	47.700	31.37548198	0.00	1,535,249,923,636	0
1/5/84	581	47.700	31.37548198	0.00	1,535,249,923,636	0
1/3/02	581	47.700	31.37548198	0.00	1,535,249,923,636	0
1/6/02	582	47.700	31.42948453	0.00	1,537,892,350,355	0
12/26/08	582	47.700	31.42948453	0.10	1,537,892,350,355	1,537,892,350
2/1/98	583	47.600	31.48348708	0.00	1,540,534,777,074	0
1/17/99	583	47.600	31.48348708	0.00	1,540,534,777,074	0
2/2/06	583	47.600	31.48348708	0.00	1,540,534,777,074	0
12/25/85	584	47.600	31.53748963	0.00	1,543,177,203,793	0
1/14/03	584	47.600	31.53748963	0.00	1,543,177,203,793	0
1/15/03	584	47.600	31.53748963	0.10	1,543,177,203,793	1,543,177,204
2/21/83	585	47.500	31.59149218	0.00	1,545,819,630,511	0
4/26/93	585	47.500	31.59149218	0.00	1,545,819,630,511	0
11/7/95	585	47.500	31.59149218	0.10	1,545,819,630,511	1,545,819,631
2/28/82	586	47.400	31.64549473	0.00	1,548,462,057,230	0
1/29/89	586	47.400	31.64549473	0.00	1,548,462,057,230	0
3/15/98	586	47.400	31.64549473	0.00	1,548,462,057,230	0
3/27/90	587	47.400	31.69949728	0.00	1,551,104,483,949	0
11/5/06	587	47.400	31.69949728	0.00	1,551,104,483,949	0
1/29/87	588	47.400	31.75349984	0.00	1,553,746,910,668	0
1/31/88	588	47.400	31.75349984	0.00	1,553,746,910,668	0
4/14/90	588	47.400	31.75349984	0.00	1,553,746,910,668	0
3/9/04	588	47.400	31.75349984	0.00	1,553,746,910,668	0
3/12/05	588	47.400	31.75349984	0.00	1,553,746,910,668	0
2/11/07	588	47.400	31.75349984	0.20	1,553,746,910,668	3,107,493,821
3/12/80	589	47.200	31.80750239	0.00	1,556,389,337,387	0
1/31/93	589	47.200	31.80750239	0.00	1,556,389,337,387	0
3/17/94	589	47.200	31.80750239	0.00	1,556,389,337,387	0
4/16/02	589	47.200	31.80750239	0.00	1,556,389,337,387	0
3/24/03	589	47.200	31.80750239	0.00	1,556,389,337,387	0
3/1/08	589	47.200	31.80750239	0.10	1,556,389,337,387	1,556,389,337
1/1/80	590	47.100	31.86150494	0.00	1,559,031,764,106	0
2/5/80	590	47.100	31.86150494	0.00	1,559,031,764,106	0
4/3/97	590	47.100	31.86150494	0.00	1,559,031,764,106	0
3/30/03	590	47.100	31.86150494	0.00	1,559,031,764,106	0
4/5/97	591	47.100	31.91550749	0.00	1,561,674,190,824	0
3/25/98	591	47.100	31.91550749	0.00	1,561,674,190,824	0
11/21/07	591	47.100	31.91550749	0.10	1,561,674,190,824	1,561,674,191
3/16/83	592	47.000	31.96951004	0.00	1,564,316,617,543	0
12/29/06	592	47.000	31.96951004	0.00	1,564,316,617,543	0
2/21/07	592	47.000	31.96951004	0.10	1,564,316,617,543	1,564,316,618
4/17/07	594	46.900	32.07751514	0.00	1,569,601,470,981	0
3/19/84	595	46.900	32.13151769	0.00	1,572,243,897,700	0
3/29/99	595	46.900	32.13151769	0.00	1,572,243,897,700	0

FINAL—Whiskey Chitto Creek (Subsegment 030501) Fecal Coliform Bacteria TMDL  
 Origination Date: October 5, 2010

Date	Observed flow (cfs)	Percent exceedance for observed flow	Adjusted flow for entire basin (cfs)	Width for area under curves (%)	Allowable load to meet standard (MPN/day)	Area under TMDL curve (MPN/day)
2/13/02	595	46.900	32.13151769	0.00	1,572,243,897,700	0
2/27/07	595	46.900	32.13151769	0.00	1,572,243,897,700	0
11/1/84	596	46.900	32.18552024	0.00	1,574,886,324,418	0
1/7/85	596	46.900	32.18552024	0.00	1,574,886,324,418	0
1/3/92	596	46.900	32.18552024	0.00	1,574,886,324,418	0
4/4/09	596	46.900	32.18552024	0.10	1,574,886,324,418	1,574,886,324
2/25/80	597	46.800	32.23952279	0.00	1,577,528,751,137	0
4/23/83	598	46.800	32.29352534	0.00	1,580,171,177,856	0
3/20/84	598	46.800	32.29352534	0.00	1,580,171,177,856	0
11/22/98	598	46.800	32.29352534	0.10	1,580,171,177,856	1,580,171,178
12/29/92	599	46.700	32.34752789	0.00	1,582,813,604,575	0
2/5/02	599	46.700	32.34752789	0.00	1,582,813,604,575	0
1/28/03	599	46.700	32.34752789	0.00	1,582,813,604,575	0
3/26/03	599	46.700	32.34752789	0.10	1,582,813,604,575	1,582,813,605
1/8/80	600	46.600	32.40153044	0.00	1,585,456,031,294	0
1/15/80	600	46.600	32.40153044	0.00	1,585,456,031,294	0
11/24/83	600	46.600	32.40153044	0.00	1,585,456,031,294	0
2/3/84	600	46.600	32.40153044	0.00	1,585,456,031,294	0
3/29/87	600	46.600	32.40153044	0.00	1,585,456,031,294	0
3/18/91	600	46.600	32.40153044	0.00	1,585,456,031,294	0
4/26/92	600	46.600	32.40153044	0.00	1,585,456,031,294	0
3/20/99	600	46.600	32.40153044	0.00	1,585,456,031,294	0
12/24/06	600	46.600	32.40153044	0.10	1,585,456,031,294	1,585,456,031
2/3/91	601	46.500	32.455533	0.00	1,588,098,458,013	0
3/12/91	601	46.500	32.455533	0.00	1,588,098,458,013	0
1/24/94	601	46.500	32.455533	0.00	1,588,098,458,013	0
2/18/94	601	46.500	32.455533	0.00	1,588,098,458,013	0
12/6/97	601	46.500	32.455533	0.00	1,588,098,458,013	0
2/3/03	601	46.500	32.455533	0.20	1,588,098,458,013	3,176,196,916
1/4/84	602	46.300	32.50953555	0.00	1,590,740,884,731	0
11/27/85	602	46.300	32.50953555	0.00	1,590,740,884,731	0
1/30/88	602	46.300	32.50953555	0.00	1,590,740,884,731	0
4/25/93	602	46.300	32.50953555	0.00	1,590,740,884,731	0
1/13/03	602	46.300	32.50953555	0.00	1,590,740,884,731	0
11/12/85	603	46.300	32.5635381	0.00	1,593,383,311,450	0
12/31/86	603	46.300	32.5635381	0.10	1,593,383,311,450	1,593,383,311
3/16/85	604	46.200	32.61754065	0.00	1,596,025,738,169	0
3/7/90	605	46.200	32.6715432	0.00	1,598,668,164,888	0
4/24/83	606	46.200	32.72554575	0.00	1,601,310,591,607	0
4/25/83	606	46.200	32.72554575	0.00	1,601,310,591,607	0
2/7/84	606	46.200	32.72554575	0.00	1,601,310,591,607	0
4/3/85	606	46.200	32.72554575	0.00	1,601,310,591,607	0
12/30/94	606	46.200	32.72554575	0.00	1,601,310,591,607	0
11/26/96	606	46.200	32.72554575	0.00	1,601,310,591,607	0

FINAL—Whiskey Chitto Creek (Subsegment 030501) Fecal Coliform Bacteria TMDL  
 Origination Date: October 5, 2010

Date	Observed flow (cfs)	Percent exceedance for observed flow	Adjusted flow for entire basin (cfs)	Width for area under curves (%)	Allowable load to meet standard (MPN/day)	Area under TMDL curve (MPN/day)
1/6/98	606	46.200	32.72554575	0.00	1,601,310,591,607	0
11/21/02	606	46.200	32.72554575	0.20	1,601,310,591,607	3,202,621,183
3/17/80	607	46.000	32.7795483	0.00	1,603,953,018,326	0
2/23/85	607	46.000	32.7795483	0.00	1,603,953,018,326	0
3/16/87	607	46.000	32.7795483	0.00	1,603,953,018,326	0
2/27/88	607	46.000	32.7795483	0.00	1,603,953,018,326	0
1/10/02	607	46.000	32.7795483	0.10	1,603,953,018,326	1,603,953,018
12/21/84	609	45.900	32.8875534	0.00	1,609,237,871,763	0
1/19/85	610	45.900	32.94155595	0.00	1,611,880,298,482	0
2/10/99	610	45.900	32.94155595	0.00	1,611,880,298,482	0
1/29/02	610	45.900	32.94155595	0.00	1,611,880,298,482	0
3/27/03	610	45.900	32.94155595	0.00	1,611,880,298,482	0
4/12/04	610	45.900	32.94155595	0.00	1,611,880,298,482	0
11/11/04	610	45.900	32.94155595	0.10	1,611,880,298,482	1,611,880,298
12/11/80	611	45.800	32.9955585	0.00	1,614,522,725,201	0
2/6/81	611	45.800	32.9955585	0.00	1,614,522,725,201	0
12/4/86	611	45.800	32.9955585	0.00	1,614,522,725,201	0
1/11/87	611	45.800	32.9955585	0.10	1,614,522,725,201	1,614,522,725
4/22/83	612	45.700	33.04956105	0.00	1,617,165,151,920	0
4/10/90	612	45.700	33.04956105	0.00	1,617,165,151,920	0
2/10/07	612	45.700	33.04956105	0.00	1,617,165,151,920	0
2/22/85	613	45.700	33.1035636	0.00	1,619,807,578,638	0
1/28/89	613	45.700	33.1035636	0.00	1,619,807,578,638	0
1/2/02	613	45.700	33.1035636	0.10	1,619,807,578,638	1,619,807,579
1/12/87	614	45.600	33.15756615	0.00	1,622,450,005,357	0
12/9/90	614	45.600	33.15756615	0.00	1,622,450,005,357	0
3/27/05	614	45.600	33.15756615	0.00	1,622,450,005,357	0
1/7/97	615	45.600	33.21156871	0.00	1,625,092,432,076	0
3/7/98	615	45.600	33.21156871	0.10	1,625,092,432,076	1,625,092,432
3/15/83	616	45.500	33.26557126	0.00	1,627,734,858,795	0
3/26/90	616	45.500	33.26557126	0.00	1,627,734,858,795	0
2/11/91	616	45.500	33.26557126	0.00	1,627,734,858,795	0
11/25/91	616	45.500	33.26557126	0.00	1,627,734,858,795	0
1/16/99	616	45.500	33.26557126	0.10	1,627,734,858,795	1,627,734,859
1/3/84	617	45.400	33.31957381	0.00	1,630,377,285,514	0
3/16/98	617	45.400	33.31957381	0.00	1,630,377,285,514	0
4/11/88	618	45.400	33.37357636	0.00	1,633,019,712,233	0
4/7/91	618	45.400	33.37357636	0.00	1,633,019,712,233	0
12/12/95	618	45.400	33.37357636	0.00	1,633,019,712,233	0
2/6/06	618	45.400	33.37357636	0.10	1,633,019,712,233	1,633,019,712
12/24/85	619	45.300	33.42757891	0.00	1,635,662,138,951	0
1/19/97	619	45.300	33.42757891	0.00	1,635,662,138,951	0
2/26/02	619	45.300	33.42757891	0.00	1,635,662,138,951	0
3/2/82	620	45.300	33.48158146	0.00	1,638,304,565,670	0

FINAL—Whiskey Chitto Creek (Subsegment 030501) Fecal Coliform Bacteria TMDL  
 Origination Date: October 5, 2010

Date	Observed flow (cfs)	Percent exceedance for observed flow	Adjusted flow for entire basin (cfs)	Width for area under curves (%)	Allowable load to meet standard (MPN/day)	Area under TMDL curve (MPN/day)
4/16/92	620	45.300	33.48158146	0.10	1,638,304,565,670	1,638,304,566
2/2/84	621	45.200	33.53558401	0.00	1,640,946,992,389	0
1/30/06	621	45.200	33.53558401	0.00	1,640,946,992,389	0
12/25/82	622	45.200	33.58958656	0.00	1,643,589,419,108	0
1/19/83	622	45.200	33.58958656	0.00	1,643,589,419,108	0
1/17/95	622	45.200	33.58958656	0.00	1,643,589,419,108	0
2/9/96	622	45.200	33.58958656	0.00	1,643,589,419,108	0
3/9/02	622	45.200	33.58958656	0.10	1,643,589,419,108	1,643,589,419
3/18/84	623	45.100	33.64358911	0.00	1,646,231,845,827	0
1/29/88	623	45.100	33.64358911	0.00	1,646,231,845,827	0
1/17/93	623	45.100	33.64358911	0.00	1,646,231,845,827	0
12/6/94	623	45.100	33.64358911	0.00	1,646,231,845,827	0
1/14/96	623	45.100	33.64358911	0.00	1,646,231,845,827	0
4/2/97	623	45.100	33.64358911	0.00	1,646,231,845,827	0
3/7/05	623	45.100	33.64358911	0.00	1,646,231,845,827	0
3/1/06	623	45.100	33.64358911	0.10	1,646,231,845,827	1,646,231,846
11/7/84	624	45.000	33.69759166	0.00	1,648,874,272,545	0
1/7/89	624	45.000	33.69759166	0.10	1,648,874,272,545	1,648,874,273
4/15/84	625	44.900	33.75159421	0.00	1,651,516,699,264	0
1/2/92	625	44.900	33.75159421	0.00	1,651,516,699,264	0
1/26/99	626	44.900	33.80559676	0.00	1,654,159,125,983	0
4/17/00	626	44.900	33.80559676	0.00	1,654,159,125,983	0
1/6/09	626	44.900	33.80559676	0.10	1,654,159,125,983	1,654,159,126
12/16/03	627	44.800	33.85959931	0.00	1,656,801,552,702	0
1/13/90	628	44.800	33.91360187	0.00	1,659,443,979,421	0
3/7/94	628	44.800	33.91360187	0.00	1,659,443,979,421	0
4/13/99	628	44.800	33.91360187	0.00	1,659,443,979,421	0
3/20/01	628	44.800	33.91360187	0.10	1,659,443,979,421	1,659,443,979
12/11/85	629	44.700	33.96760442	0.00	1,662,086,406,140	0
3/8/05	629	44.700	33.96760442	0.00	1,662,086,406,140	0
4/15/92	630	44.700	34.02160697	0.00	1,664,728,832,858	0
2/18/95	630	44.700	34.02160697	0.00	1,664,728,832,858	0
1/30/93	631	44.700	34.07560952	0.10	1,667,371,259,577	1,667,371,260
2/5/95	632	44.600	34.12961207	0.00	1,670,013,686,296	0
4/26/09	632	44.600	34.12961207	0.00	1,670,013,686,296	0
4/7/89	633	44.600	34.18361462	0.00	1,672,656,113,015	0
4/10/97	633	44.600	34.18361462	0.00	1,672,656,113,015	0
12/24/07	633	44.600	34.18361462	0.10	1,672,656,113,015	1,672,656,113
12/19/82	634	44.500	34.23761717	0.00	1,675,298,539,734	0
2/6/03	634	44.500	34.23761717	0.00	1,675,298,539,734	0
3/9/05	634	44.500	34.23761717	0.00	1,675,298,539,734	0
1/20/06	634	44.500	34.23761717	0.00	1,675,298,539,734	0
2/24/80	635	44.500	34.29161972	0.00	1,677,940,966,453	0
12/30/85	635	44.500	34.29161972	0.00	1,677,940,966,453	0

FINAL—Whiskey Chitto Creek (Subsegment 030501) Fecal Coliform Bacteria TMDL  
 Origination Date: October 5, 2010

Date	Observed flow (cfs)	Percent exceedance for observed flow	Adjusted flow for entire basin (cfs)	Width for area under curves (%)	Allowable load to meet standard (MPN/day)	Area under TMDL curve (MPN/day)
1/27/01	635	44.500	34.29161972	0.00	1,677,940,966,453	0
2/20/03	635	44.500	34.29161972	0.10	1,677,940,966,453	1,677,940,966
3/15/85	636	44.400	34.34562227	0.00	1,680,583,393,171	0
2/1/88	636	44.400	34.34562227	0.00	1,680,583,393,171	0
1/1/97	636	44.400	34.34562227	0.00	1,680,583,393,171	0
2/20/07	636	44.400	34.34562227	0.10	1,680,583,393,171	1,680,583,393
1/1/95	637	44.300	34.39962482	0.00	1,683,225,819,890	0
4/24/96	637	44.300	34.39962482	0.00	1,683,225,819,890	0
1/12/97	637	44.300	34.39962482	0.00	1,683,225,819,890	0
2/10/85	638	44.300	34.45362737	0.00	1,685,868,246,609	0
1/31/98	638	44.300	34.45362737	0.00	1,685,868,246,609	0
4/9/00	638	44.300	34.45362737	0.00	1,685,868,246,609	0
1/12/03	638	44.300	34.45362737	0.10	1,685,868,246,609	1,685,868,247
4/29/82	639	44.200	34.50762992	0.00	1,688,510,673,328	0
3/25/84	639	44.200	34.50762992	0.00	1,688,510,673,328	0
11/25/84	639	44.200	34.50762992	0.00	1,688,510,673,328	0
4/13/90	639	44.200	34.50762992	0.00	1,688,510,673,328	0
11/20/02	639	44.200	34.50762992	0.10	1,688,510,673,328	1,688,510,673
3/14/83	640	44.100	34.56163247	0.00	1,691,153,100,047	0
4/17/92	640	44.100	34.56163247	0.00	1,691,153,100,047	0
3/4/98	640	44.100	34.56163247	0.00	1,691,153,100,047	0
3/14/98	640	44.100	34.56163247	0.00	1,691,153,100,047	0
3/17/04	640	44.100	34.56163247	0.10	1,691,153,100,047	1,691,153,100
3/11/80	641	44.000	34.61563502	0.00	1,693,795,526,765	0
4/16/97	641	44.000	34.61563502	0.00	1,693,795,526,765	0
2/10/08	641	44.000	34.61563502	0.10	1,693,795,526,765	1,693,795,527
11/27/83	642	43.900	34.66963758	0.00	1,696,437,953,484	0
1/10/87	642	43.900	34.66963758	0.00	1,696,437,953,484	0
11/21/93	642	43.900	34.66963758	0.00	1,696,437,953,484	0
2/9/07	642	43.900	34.66963758	0.00	1,696,437,953,484	0
1/22/08	642	43.900	34.66963758	0.00	1,696,437,953,484	0
2/4/80	643	43.900	34.72364013	0.00	1,699,080,380,203	0
3/10/81	643	43.900	34.72364013	0.00	1,699,080,380,203	0
1/18/83	643	43.900	34.72364013	0.00	1,699,080,380,203	0
3/27/85	643	43.900	34.72364013	0.00	1,699,080,380,203	0
3/23/03	643	43.900	34.72364013	0.00	1,699,080,380,203	0
12/17/08	643	43.900	34.72364013	0.20	1,699,080,380,203	3,398,160,760
2/17/94	644	43.700	34.77764268	0.00	1,701,722,806,922	0
4/7/90	645	43.700	34.83164523	0.00	1,704,365,233,641	0
4/29/90	645	43.700	34.83164523	0.00	1,704,365,233,641	0
1/28/01	645	43.700	34.83164523	0.00	1,704,365,233,641	0
1/9/09	645	43.700	34.83164523	0.00	1,704,365,233,641	0
2/21/85	646	43.700	34.88564778	0.00	1,707,007,660,360	0
11/11/85	646	43.700	34.88564778	0.00	1,707,007,660,360	0

FINAL—Whiskey Chitto Creek (Subsegment 030501) Fecal Coliform Bacteria TMDL  
 Origination Date: October 5, 2010

Date	Observed flow (cfs)	Percent exceedance for observed flow	Adjusted flow for entire basin (cfs)	Width for area under curves (%)	Allowable load to meet standard (MPN/day)	Area under TMDL curve (MPN/day)
2/14/03	646	43.700	34.88564778	0.00	1,707,007,660,360	0
3/30/05	646	43.700	34.88564778	0.10	1,707,007,660,360	1,707,007,660
3/27/84	647	43.600	34.93965033	0.00	1,709,650,087,078	0
3/6/05	647	43.600	34.93965033	0.10	1,709,650,087,078	1,709,650,087
4/21/83	648	43.500	34.99365288	0.00	1,712,292,513,797	0
4/24/93	648	43.500	34.99365288	0.00	1,712,292,513,797	0
2/9/99	648	43.500	34.99365288	0.00	1,712,292,513,797	0
3/9/01	648	43.500	34.99365288	0.00	1,712,292,513,797	0
1/2/84	649	43.500	35.04765543	0.10	1,714,934,940,516	1,714,934,941
1/14/80	650	43.400	35.10165798	0.00	1,717,577,367,235	0
4/14/92	650	43.400	35.10165798	0.00	1,717,577,367,235	0
12/30/95	650	43.400	35.10165798	0.00	1,717,577,367,235	0
1/1/05	650	43.400	35.10165798	0.00	1,717,577,367,235	0
3/28/05	650	43.400	35.10165798	0.00	1,717,577,367,235	0
4/29/06	650	43.400	35.10165798	0.10	1,717,577,367,235	1,717,577,367
12/1/83	651	43.300	35.15566053	0.00	1,720,219,793,954	0
2/8/96	651	43.300	35.15566053	0.00	1,720,219,793,954	0
11/24/00	651	43.300	35.15566053	0.00	1,720,219,793,954	0
3/8/04	651	43.300	35.15566053	0.00	1,720,219,793,954	0
3/14/06	651	43.300	35.15566053	0.10	1,720,219,793,954	1,720,219,794
1/15/99	652	43.200	35.20966308	0.00	1,722,862,220,673	0
4/4/01	652	43.200	35.20966308	0.00	1,722,862,220,673	0
3/25/90	653	43.200	35.26366563	0.00	1,725,504,647,391	0
11/22/00	653	43.200	35.26366563	0.00	1,725,504,647,391	0
1/11/04	653	43.200	35.26366563	0.10	1,725,504,647,391	1,725,504,647
12/17/84	654	43.100	35.31766818	0.00	1,728,147,074,110	0
3/24/98	654	43.100	35.31766818	0.00	1,728,147,074,110	0
1/23/99	654	43.100	35.31766818	0.00	1,728,147,074,110	0
4/18/90	655	43.100	35.37167074	0.00	1,730,789,500,829	0
1/14/01	655	43.100	35.37167074	0.00	1,730,789,500,829	0
3/28/03	655	43.100	35.37167074	0.00	1,730,789,500,829	0
12/1/08	655	43.100	35.37167074	0.10	1,730,789,500,829	1,730,789,501
1/28/88	656	43.000	35.42567329	0.00	1,733,431,927,548	0
2/26/88	656	43.000	35.42567329	0.00	1,733,431,927,548	0
3/9/89	657	43.000	35.47967584	0.00	1,736,074,354,267	0
12/5/93	657	43.000	35.47967584	0.00	1,736,074,354,267	0
3/21/96	657	43.000	35.47967584	0.10	1,736,074,354,267	1,736,074,354
12/14/84	658	42.900	35.53367839	0.00	1,738,716,780,985	0
1/28/87	658	42.900	35.53367839	0.00	1,738,716,780,985	0
3/15/87	658	42.900	35.53367839	0.00	1,738,716,780,985	0
12/31/96	658	42.900	35.53367839	0.00	1,738,716,780,985	0
2/29/08	658	42.900	35.53367839	0.10	1,738,716,780,985	1,738,716,781
4/5/83	659	42.800	35.58768094	0.00	1,741,359,207,704	0
12/15/84	659	42.800	35.58768094	0.00	1,741,359,207,704	0



FINAL—Whiskey Chitto Creek (Subsegment 030501) Fecal Coliform Bacteria TMDL  
 Origination Date: October 5, 2010

Date	Observed flow (cfs)	Percent exceedance for observed flow	Adjusted flow for entire basin (cfs)	Width for area under curves (%)	Allowable load to meet standard (MPN/day)	Area under TMDL curve (MPN/day)
12/31/97	659	42.800	35.58768094	0.00	1,741,359,207,704	0
2/12/02	659	42.800	35.58768094	0.00	1,741,359,207,704	0
2/1/84	660	42.800	35.64168349	0.00	1,744,001,634,423	0
3/17/84	660	42.800	35.64168349	0.00	1,744,001,634,423	0
3/22/84	660	42.800	35.64168349	0.00	1,744,001,634,423	0
12/23/85	660	42.800	35.64168349	0.00	1,744,001,634,423	0
3/11/91	660	42.800	35.64168349	0.00	1,744,001,634,423	0
4/6/91	660	42.800	35.64168349	0.00	1,744,001,634,423	0
4/25/92	660	42.800	35.64168349	0.20	1,744,001,634,423	3,488,003,269
12/5/85	661	42.600	35.69568604	0.00	1,746,644,061,142	0
12/19/87	661	42.600	35.69568604	0.00	1,746,644,061,142	0
3/29/03	661	42.600	35.69568604	0.00	1,746,644,061,142	0
3/16/08	661	42.600	35.69568604	0.00	1,746,644,061,142	0
1/1/09	661	42.600	35.69568604	0.10	1,746,644,061,142	1,746,644,061
2/5/86	662	42.500	35.74968859	0.00	1,749,286,487,861	0
11/27/96	662	42.500	35.74968859	0.00	1,749,286,487,861	0
4/13/00	662	42.500	35.74968859	0.00	1,749,286,487,861	0
4/22/86	663	42.500	35.80369114	0.00	1,751,928,914,580	0
1/1/92	663	42.500	35.80369114	0.00	1,751,928,914,580	0
1/23/04	663	42.500	35.80369114	0.10	1,751,928,914,580	1,751,928,915
3/29/88	664	42.400	35.85769369	0.00	1,754,571,341,298	0
1/11/03	664	42.400	35.85769369	0.00	1,754,571,341,298	0
11/27/03	664	42.400	35.85769369	0.00	1,754,571,341,298	0
12/12/01	665	42.400	35.91169624	0.10	1,757,213,768,017	1,757,213,768
3/14/85	666	42.300	35.96569879	0.00	1,759,856,194,736	0
3/16/94	666	42.300	35.96569879	0.00	1,759,856,194,736	0
4/1/97	666	42.300	35.96569879	0.00	1,759,856,194,736	0
3/11/05	666	42.300	35.96569879	0.00	1,759,856,194,736	0
4/27/91	668	42.300	36.07370389	0.00	1,765,141,048,174	0
2/7/96	668	42.300	36.07370389	0.00	1,765,141,048,174	0
12/21/96	668	42.300	36.07370389	0.00	1,765,141,048,174	0
12/13/01	668	42.300	36.07370389	0.10	1,765,141,048,174	1,765,141,048
3/21/84	669	42.200	36.12770645	0.00	1,767,783,474,893	0
4/13/96	669	42.200	36.12770645	0.00	1,767,783,474,893	0
11/4/06	669	42.200	36.12770645	0.00	1,767,783,474,893	0
3/18/07	669	42.200	36.12770645	0.00	1,767,783,474,893	0
4/3/09	669	42.200	36.12770645	0.10	1,767,783,474,893	1,767,783,475
2/23/80	670	42.100	36.181709	0.00	1,770,425,901,611	0
12/30/86	670	42.100	36.181709	0.00	1,770,425,901,611	0
3/28/87	670	42.100	36.181709	0.00	1,770,425,901,611	0
1/27/89	670	42.100	36.181709	0.00	1,770,425,901,611	0
1/1/02	670	42.100	36.181709	0.00	1,770,425,901,611	0
12/30/02	670	42.100	36.181709	0.10	1,770,425,901,611	1,770,425,902
3/3/92	672	42.000	36.2897141	0.00	1,775,710,755,049	0

FINAL—Whiskey Chitto Creek (Subsegment 030501) Fecal Coliform Bacteria TMDL  
 Origination Date: October 5, 2010

Date	Observed flow (cfs)	Percent exceedance for observed flow	Adjusted flow for entire basin (cfs)	Width for area under curves (%)	Allowable load to meet standard (MPN/day)	Area under TMDL curve (MPN/day)
1/13/96	672	42.000	36.2897141	0.00	1,775,710,755,049	0
4/6/90	674	42.000	36.3977192	0.00	1,780,995,608,487	0
2/15/98	674	42.000	36.3977192	0.00	1,780,995,608,487	0
11/14/98	674	42.000	36.3977192	0.10	1,780,995,608,487	1,780,995,608
4/15/02	675	41.900	36.45172175	0.00	1,783,638,035,205	0
2/8/07	675	41.900	36.45172175	0.00	1,783,638,035,205	0
1/20/08	675	41.900	36.45172175	0.10	1,783,638,035,205	1,783,638,035
2/3/01	676	41.800	36.5057243	0.00	1,786,280,461,924	0
12/19/05	676	41.800	36.5057243	0.00	1,786,280,461,924	0
4/4/83	677	41.800	36.55972685	0.00	1,788,922,888,643	0
12/21/08	678	41.800	36.6137294	0.00	1,791,565,315,362	0
12/13/88	680	41.800	36.7217345	0.00	1,796,850,168,800	0
3/13/83	681	41.800	36.77573705	0.00	1,799,492,595,518	0
3/5/05	681	41.800	36.77573705	0.10	1,799,492,595,518	1,799,492,596
2/2/03	684	41.700	36.93774471	0.00	1,807,419,875,675	0
1/23/84	686	41.700	37.04574981	0.00	1,812,704,729,113	0
2/4/85	686	41.700	37.04574981	0.00	1,812,704,729,113	0
2/22/94	686	41.700	37.04574981	0.00	1,812,704,729,113	0
12/17/00	686	41.700	37.04574981	0.00	1,812,704,729,113	0
4/13/07	686	41.700	37.04574981	0.10	1,812,704,729,113	1,812,704,729
1/17/83	687	41.600	37.09975236	0.00	1,815,347,155,831	0
1/9/87	688	41.600	37.15375491	0.00	1,817,989,582,550	0
4/8/91	688	41.600	37.15375491	0.00	1,817,989,582,550	0
12/20/94	688	41.600	37.15375491	0.00	1,817,989,582,550	0
12/29/95	688	41.600	37.15375491	0.10	1,817,989,582,550	1,817,989,583
4/10/88	689	41.500	37.20775746	0.00	1,820,632,009,269	0
12/8/89	689	41.500	37.20775746	0.00	1,820,632,009,269	0
3/20/91	689	41.500	37.20775746	0.00	1,820,632,009,269	0
4/5/91	689	41.500	37.20775746	0.00	1,820,632,009,269	0
3/4/92	689	41.500	37.20775746	0.10	1,820,632,009,269	1,820,632,009
4/13/92	690	41.400	37.26176001	0.00	1,823,274,435,988	0
1/29/93	690	41.400	37.26176001	0.00	1,823,274,435,988	0
4/16/94	690	41.400	37.26176001	0.00	1,823,274,435,988	0
2/8/99	690	41.400	37.26176001	0.00	1,823,274,435,988	0
3/8/02	690	41.400	37.26176001	0.00	1,823,274,435,988	0
4/15/04	690	41.400	37.26176001	0.10	1,823,274,435,988	1,823,274,436
2/2/91	691	41.300	37.31576256	0.00	1,825,916,862,707	0
11/19/02	691	41.300	37.31576256	0.00	1,825,916,862,707	0
1/10/03	691	41.300	37.31576256	0.00	1,825,916,862,707	0
4/30/09	691	41.300	37.31576256	0.10	1,825,916,862,707	1,825,916,863
11/21/98	692	41.200	37.36976511	0.00	1,828,559,289,425	0
2/20/85	693	41.200	37.42376766	0.00	1,831,201,716,144	0
11/12/95	693	41.200	37.42376766	0.00	1,831,201,716,144	0
11/10/96	693	41.200	37.42376766	0.00	1,831,201,716,144	0

FINAL—Whiskey Chitto Creek (Subsegment 030501) Fecal Coliform Bacteria TMDL  
 Origination Date: October 5, 2010

Date	Observed flow (cfs)	Percent exceedance for observed flow	Adjusted flow for entire basin (cfs)	Width for area under curves (%)	Allowable load to meet standard (MPN/day)	Area under TMDL curve (MPN/day)
4/8/02	693	41.200	37.42376766	0.00	1,831,201,716,144	0
3/29/05	693	41.200	37.42376766	0.00	1,831,201,716,144	0
3/15/07	693	41.200	37.42376766	0.10	1,831,201,716,144	1,831,201,716
12/6/87	694	41.100	37.47777021	0.00	1,833,844,142,863	0
11/12/04	694	41.100	37.47777021	0.00	1,833,844,142,863	0
3/7/08	694	41.100	37.47777021	0.10	1,833,844,142,863	1,833,844,143
12/6/93	695	41.000	37.53177276	0.00	1,836,486,569,582	0
12/31/95	695	41.000	37.53177276	0.00	1,836,486,569,582	0
3/20/96	695	41.000	37.53177276	0.00	1,836,486,569,582	0
12/24/98	695	41.000	37.53177276	0.00	1,836,486,569,582	0
1/14/99	695	41.000	37.53177276	0.00	1,836,486,569,582	0
2/4/84	696	41.000	37.58577532	0.00	1,839,128,996,301	0
3/6/90	696	41.000	37.58577532	0.00	1,839,128,996,301	0
3/24/90	696	41.000	37.58577532	0.00	1,839,128,996,301	0
3/7/04	696	41.000	37.58577532	0.10	1,839,128,996,301	1,839,128,996
3/1/90	697	40.900	37.63977787	0.00	1,841,771,423,020	0
3/3/04	697	40.900	37.63977787	0.00	1,841,771,423,020	0
11/10/06	697	40.900	37.63977787	0.10	1,841,771,423,020	1,841,771,423
4/2/85	698	40.800	37.69378042	0.00	1,844,413,849,738	0
1/16/93	698	40.800	37.69378042	0.00	1,844,413,849,738	0
4/23/93	698	40.800	37.69378042	0.00	1,844,413,849,738	0
3/10/05	698	40.800	37.69378042	0.10	1,844,413,849,738	1,844,413,850
4/4/84	699	40.700	37.74778297	0.00	1,847,056,276,457	0
3/13/85	700	40.700	37.80178552	0.00	1,849,698,703,176	0
1/5/93	700	40.700	37.80178552	0.00	1,849,698,703,176	0
12/31/04	700	40.700	37.80178552	0.00	1,849,698,703,176	0
11/8/06	700	40.700	37.80178552	0.00	1,849,698,703,176	0
11/28/07	700	40.700	37.80178552	0.10	1,849,698,703,176	1,849,698,703
12/28/92	701	40.600	37.85578807	0.00	1,852,341,129,895	0
3/31/02	701	40.600	37.85578807	0.00	1,852,341,129,895	0
1/29/03	701	40.600	37.85578807	0.00	1,852,341,129,895	0
3/26/05	701	40.600	37.85578807	0.00	1,852,341,129,895	0
1/16/97	702	40.600	37.90979062	0.00	1,854,983,556,614	0
12/25/98	702	40.600	37.90979062	0.00	1,854,983,556,614	0
2/19/01	702	40.600	37.90979062	0.10	1,854,983,556,614	1,854,983,557
12/13/84	703	40.500	37.96379317	0.00	1,857,625,983,333	0
12/18/87	703	40.500	37.96379317	0.00	1,857,625,983,333	0
12/16/96	703	40.500	37.96379317	0.00	1,857,625,983,333	0
3/4/05	703	40.500	37.96379317	0.10	1,857,625,983,333	1,857,625,983
11/10/85	704	40.400	38.01779572	0.00	1,860,268,410,051	0
3/19/99	704	40.400	38.01779572	0.00	1,860,268,410,051	0
1/9/02	704	40.400	38.01779572	0.00	1,860,268,410,051	0
11/20/03	704	40.400	38.01779572	0.00	1,860,268,410,051	0
1/27/88	705	40.400	38.07179827	0.00	1,862,910,836,770	0

FINAL—Whiskey Chitto Creek (Subsegment 030501) Fecal Coliform Bacteria TMDL  
 Origination Date: October 5, 2010

Date	Observed flow (cfs)	Percent exceedance for observed flow	Adjusted flow for entire basin (cfs)	Width for area under curves (%)	Allowable load to meet standard (MPN/day)	Area under TMDL curve (MPN/day)
1/26/01	705	40.400	38.07179827	0.10	1,862,910,836,770	1,862,910,837
2/22/80	706	40.300	38.12580082	0.00	1,865,553,263,489	0
4/11/80	706	40.300	38.12580082	0.00	1,865,553,263,489	0
12/18/84	707	40.300	38.17980337	0.00	1,868,195,690,208	0
3/26/85	707	40.300	38.17980337	0.00	1,868,195,690,208	0
4/26/91	707	40.300	38.17980337	0.00	1,868,195,690,208	0
4/7/94	707	40.300	38.17980337	0.00	1,868,195,690,208	0
3/13/03	707	40.300	38.17980337	0.00	1,868,195,690,208	0
2/15/06	707	40.300	38.17980337	0.00	1,868,195,690,208	0
3/10/08	707	40.300	38.17980337	0.10	1,868,195,690,208	1,868,195,690
3/2/04	708	40.200	38.23380592	0.00	1,870,838,116,927	0
3/8/08	708	40.200	38.23380592	0.10	1,870,838,116,927	1,870,838,117
3/10/80	709	40.100	38.28780848	0.00	1,873,480,543,645	0
2/22/82	709	40.100	38.28780848	0.00	1,873,480,543,645	0
12/31/91	709	40.100	38.28780848	0.00	1,873,480,543,645	0
2/16/94	709	40.100	38.28780848	0.10	1,873,480,543,645	1,873,480,544
4/20/83	710	40.000	38.34181103	0.00	1,876,122,970,364	0
1/30/98	710	40.000	38.34181103	0.00	1,876,122,970,364	0
2/19/07	710	40.000	38.34181103	0.00	1,876,122,970,364	0
11/7/86	711	40.000	38.39581358	0.00	1,878,765,397,083	0
2/28/94	711	40.000	38.39581358	0.10	1,878,765,397,083	1,878,765,397
3/4/83	712	39.900	38.44981613	0.00	1,881,407,823,802	0
12/3/86	712	39.900	38.44981613	0.00	1,881,407,823,802	0
1/4/90	712	39.900	38.44981613	0.00	1,881,407,823,802	0
12/22/85	713	39.900	38.50381868	0.00	1,884,050,250,521	0
11/13/04	713	39.900	38.50381868	0.00	1,884,050,250,521	0
1/19/08	713	39.900	38.50381868	0.10	1,884,050,250,521	1,884,050,251
3/1/89	714	39.800	38.55782123	0.00	1,886,692,677,240	0
3/1/94	714	39.800	38.55782123	0.00	1,886,692,677,240	0
3/28/95	714	39.800	38.55782123	0.00	1,886,692,677,240	0
12/14/00	714	39.800	38.55782123	0.00	1,886,692,677,240	0
4/13/04	714	39.800	38.55782123	0.10	1,886,692,677,240	1,886,692,677
4/9/90	716	39.700	38.66582633	0.00	1,891,977,530,677	0
4/5/92	716	39.700	38.66582633	0.00	1,891,977,530,677	0
12/4/94	716	39.700	38.66582633	0.00	1,891,977,530,677	0
4/12/99	716	39.700	38.66582633	0.00	1,891,977,530,677	0
4/25/80	717	39.700	38.71982888	0.00	1,894,619,957,396	0
2/14/88	718	39.700	38.77383143	0.00	1,897,262,384,115	0
2/25/88	718	39.700	38.77383143	0.00	1,897,262,384,115	0
4/4/92	718	39.700	38.77383143	0.00	1,897,262,384,115	0
3/26/97	718	39.700	38.77383143	0.10	1,897,262,384,115	1,897,262,384
3/16/84	719	39.600	38.82783398	0.00	1,899,904,810,834	0
1/31/84	720	39.600	38.88183653	0.00	1,902,547,237,552	0
4/12/92	720	39.600	38.88183653	0.10	1,902,547,237,552	1,902,547,238

FINAL—Whiskey Chitto Creek (Subsegment 030501) Fecal Coliform Bacteria TMDL  
 Origination Date: October 5, 2010

Date	Observed flow (cfs)	Percent exceedance for observed flow	Adjusted flow for entire basin (cfs)	Width for area under curves (%)	Allowable load to meet standard (MPN/day)	Area under TMDL curve (MPN/day)
3/26/84	721	39.500	38.93583908	0.00	1,905,189,664,271	0
3/9/80	722	39.500	38.98984163	0.00	1,907,832,090,990	0
4/8/90	722	39.500	38.98984163	0.00	1,907,832,090,990	0
3/12/93	722	39.500	38.98984163	0.10	1,907,832,090,990	1,907,832,091
12/20/84	723	39.400	39.04384419	0.00	1,910,474,517,709	0
4/6/89	723	39.400	39.04384419	0.00	1,910,474,517,709	0
3/2/92	723	39.400	39.04384419	0.00	1,910,474,517,709	0
3/5/08	723	39.400	39.04384419	0.00	1,910,474,517,709	0
2/1/02	724	39.400	39.09784674	0.00	1,913,116,944,428	0
1/30/83	725	39.400	39.15184929	0.00	1,915,759,371,147	0
12/5/87	725	39.400	39.15184929	0.00	1,915,759,371,147	0
4/3/92	725	39.400	39.15184929	0.00	1,915,759,371,147	0
11/30/00	725	39.400	39.15184929	0.10	1,915,759,371,147	1,915,759,371
1/26/89	726	39.300	39.20585184	0.00	1,918,401,797,865	0
3/6/94	726	39.300	39.20585184	0.00	1,918,401,797,865	0
2/4/02	726	39.300	39.20585184	0.10	1,918,401,797,865	1,918,401,798
4/22/93	728	39.200	39.31385694	0.00	1,923,686,651,303	0
4/12/94	728	39.200	39.31385694	0.00	1,923,686,651,303	0
12/5/04	728	39.200	39.31385694	0.00	1,923,686,651,303	0
12/30/04	728	39.200	39.31385694	0.00	1,923,686,651,303	0
2/7/07	728	39.200	39.31385694	0.10	1,923,686,651,303	1,923,686,651
3/14/87	729	39.100	39.36785949	0.00	1,926,329,078,022	0
12/15/05	729	39.100	39.36785949	0.00	1,926,329,078,022	0
4/1/85	730	39.100	39.42186204	0.00	1,928,971,504,741	0
1/13/01	730	39.100	39.42186204	0.00	1,928,971,504,741	0
2/11/02	730	39.100	39.42186204	0.10	1,928,971,504,741	1,928,971,505
4/3/83	731	39.000	39.47586459	0.00	1,931,613,931,460	0
12/16/84	731	39.000	39.47586459	0.00	1,931,613,931,460	0
1/1/84	732	39.000	39.52986714	0.00	1,934,256,358,178	0
12/2/91	732	39.000	39.52986714	0.00	1,934,256,358,178	0
3/20/09	732	39.000	39.52986714	0.10	1,934,256,358,178	1,934,256,358
1/9/03	733	38.900	39.58386969	0.00	1,936,898,784,897	0
2/6/84	734	38.900	39.63787224	0.00	1,939,541,211,616	0
1/6/85	734	38.900	39.63787224	0.00	1,939,541,211,616	0
3/17/88	734	38.900	39.63787224	0.00	1,939,541,211,616	0
3/31/97	734	38.900	39.63787224	0.00	1,939,541,211,616	0
1/27/87	735	38.900	39.69187479	0.10	1,942,183,638,335	1,942,183,638
4/5/90	736	38.800	39.74587735	0.00	1,944,826,065,054	0
4/24/92	736	38.800	39.74587735	0.00	1,944,826,065,054	0
12/28/95	736	38.800	39.74587735	0.00	1,944,826,065,054	0
3/9/94	737	38.800	39.7998799	0.00	1,947,468,491,772	0
1/12/96	737	38.800	39.7998799	0.10	1,947,468,491,772	1,947,468,492
2/21/80	738	38.700	39.85388245	0.00	1,950,110,918,491	0
2/10/91	738	38.700	39.85388245	0.00	1,950,110,918,491	0

FINAL—Whiskey Chitto Creek (Subsegment 030501) Fecal Coliform Bacteria TMDL  
 Origination Date: October 5, 2010

Date	Observed flow (cfs)	Percent exceedance for observed flow	Adjusted flow for entire basin (cfs)	Width for area under curves (%)	Allowable load to meet standard (MPN/day)	Area under TMDL curve (MPN/day)
1/29/01	738	38.700	39.85388245	0.00	1,950,110,918,491	0
3/13/87	739	38.700	39.907885	0.00	1,952,753,345,210	0
12/25/93	739	38.700	39.907885	0.10	1,952,753,345,210	1,952,753,345
3/8/80	740	38.600	39.96188755	0.00	1,955,395,771,929	0
1/16/83	740	38.600	39.96188755	0.00	1,955,395,771,929	0
2/19/03	740	38.600	39.96188755	0.00	1,955,395,771,929	0
4/11/07	740	38.600	39.96188755	0.00	1,955,395,771,929	0
2/10/86	741	38.600	40.0158901	0.00	1,958,038,198,648	0
3/28/88	741	38.600	40.0158901	0.00	1,958,038,198,648	0
3/10/91	741	38.600	40.0158901	0.00	1,958,038,198,648	0
11/5/91	741	38.600	40.0158901	0.00	1,958,038,198,648	0
2/4/95	741	38.600	40.0158901	0.00	1,958,038,198,648	0
12/23/98	741	38.600	40.0158901	0.10	1,958,038,198,648	1,958,038,199
3/27/95	742	38.500	40.06989265	0.10	1,960,680,625,367	1,960,680,625
12/4/83	743	38.400	40.1238952	0.00	1,963,323,052,085	0
4/5/95	743	38.400	40.1238952	0.00	1,963,323,052,085	0
3/13/98	743	38.400	40.1238952	0.00	1,963,323,052,085	0
12/10/01	743	38.400	40.1238952	0.00	1,963,323,052,085	0
2/3/81	744	38.400	40.17789775	0.00	1,965,965,478,804	0
4/3/99	744	38.400	40.17789775	0.10	1,965,965,478,804	1,965,965,479
3/23/90	745	38.300	40.2319003	0.00	1,968,607,905,523	0
4/30/90	745	38.300	40.2319003	0.00	1,968,607,905,523	0
3/23/98	745	38.300	40.2319003	0.00	1,968,607,905,523	0
2/13/88	746	38.300	40.28590285	0.00	1,971,250,332,242	0
3/26/88	746	38.300	40.28590285	0.00	1,971,250,332,242	0
1/29/05	746	38.300	40.28590285	0.00	1,971,250,332,242	0
4/27/07	746	38.300	40.28590285	0.00	1,971,250,332,242	0
12/18/08	746	38.300	40.28590285	0.10	1,971,250,332,242	1,971,250,332
2/12/88	747	38.200	40.3399054	0.00	1,973,892,758,961	0
2/28/90	747	38.200	40.3399054	0.00	1,973,892,758,961	0
12/31/01	747	38.200	40.3399054	0.00	1,973,892,758,961	0
12/29/02	747	38.200	40.3399054	0.10	1,973,892,758,961	1,973,892,759
3/12/83	748	38.100	40.39390795	0.00	1,976,535,185,680	0
11/11/94	748	38.100	40.39390795	0.00	1,976,535,185,680	0
12/17/87	749	38.100	40.4479105	0.00	1,979,177,612,398	0
3/12/85	750	38.100	40.50191306	0.00	1,981,820,039,117	0
3/27/88	750	38.100	40.50191306	0.00	1,981,820,039,117	0
12/27/98	750	38.100	40.50191306	0.10	1,981,820,039,117	1,981,820,039
1/22/84	752	38.000	40.60991816	0.00	1,987,104,892,555	0
12/5/94	752	38.000	40.60991816	0.00	1,987,104,892,555	0
2/6/96	752	38.000	40.60991816	0.00	1,987,104,892,555	0
2/28/08	752	38.000	40.60991816	0.10	1,987,104,892,555	1,987,104,893
12/16/87	753	37.900	40.66392071	0.00	1,989,747,319,274	0
1/6/89	753	37.900	40.66392071	0.00	1,989,747,319,274	0

FINAL—Whiskey Chitto Creek (Subsegment 030501) Fecal Coliform Bacteria TMDL  
 Origination Date: October 5, 2010

Date	Observed flow (cfs)	Percent exceedance for observed flow	Adjusted flow for entire basin (cfs)	Width for area under curves (%)	Allowable load to meet standard (MPN/day)	Area under TMDL curve (MPN/day)
4/6/92	753	37.900	40.66392071	0.00	1,989,747,319,274	0
12/31/94	756	37.900	40.82592836	0.00	1,997,674,599,430	0
1/13/99	756	37.900	40.82592836	0.00	1,997,674,599,430	0
12/11/01	756	37.900	40.82592836	0.00	1,997,674,599,430	0
12/29/04	756	37.900	40.82592836	0.00	1,997,674,599,430	0
4/29/07	756	37.900	40.82592836	0.00	1,997,674,599,430	0
3/14/09	756	37.900	40.82592836	0.10	1,997,674,599,430	1,997,674,599
4/18/96	757	37.800	40.87993091	0.10	2,000,317,026,149	2,000,317,026
11/24/84	758	37.700	40.93393346	0.00	2,002,959,452,868	0
12/27/08	758	37.700	40.93393346	0.00	2,002,959,452,868	0
3/25/97	759	37.700	40.98793601	0.00	2,005,601,879,587	0
3/18/03	759	37.700	40.98793601	0.00	2,005,601,879,587	0
1/30/05	759	37.700	40.98793601	0.10	2,005,601,879,587	2,005,601,880
3/3/83	760	37.600	41.04193856	0.00	2,008,244,306,305	0
12/9/01	760	37.600	41.04193856	0.00	2,008,244,306,305	0
3/3/05	760	37.600	41.04193856	0.00	2,008,244,306,305	0
2/13/03	761	37.600	41.09594111	0.00	2,010,886,733,024	0
4/25/91	762	37.600	41.14994366	0.00	2,013,529,159,743	0
4/3/02	762	37.600	41.14994366	0.10	2,013,529,159,743	2,013,529,160
2/3/80	763	37.500	41.20394622	0.00	2,016,171,586,462	0
12/10/08	763	37.500	41.20394622	0.00	2,016,171,586,462	0
3/2/89	764	37.500	41.25794877	0.00	2,018,814,013,181	0
2/9/85	765	37.500	41.31195132	0.00	2,021,456,439,900	0
4/10/95	765	37.500	41.31195132	0.00	2,021,456,439,900	0
4/21/98	765	37.500	41.31195132	0.00	2,021,456,439,900	0
12/22/07	765	37.500	41.31195132	0.10	2,021,456,439,900	2,021,456,440
2/19/85	766	37.400	41.36595387	0.00	2,024,098,866,618	0
1/26/88	766	37.400	41.36595387	0.00	2,024,098,866,618	0
3/22/03	766	37.400	41.36595387	0.00	2,024,098,866,618	0
3/6/04	766	37.400	41.36595387	0.00	2,024,098,866,618	0
1/27/05	766	37.400	41.36595387	0.10	2,024,098,866,618	2,024,098,867
3/13/84	767	37.300	41.41995642	0.00	2,026,741,293,337	0
4/2/92	767	37.300	41.41995642	0.00	2,026,741,293,337	0
4/11/92	767	37.300	41.41995642	0.00	2,026,741,293,337	0
3/11/93	767	37.300	41.41995642	0.00	2,026,741,293,337	0
4/1/93	767	37.300	41.41995642	0.10	2,026,741,293,337	2,026,741,293
3/29/92	768	37.200	41.47395897	0.00	2,029,383,720,056	0
2/5/91	769	37.200	41.52796152	0.00	2,032,026,146,775	0
2/1/06	769	37.200	41.52796152	0.00	2,032,026,146,775	0
12/30/91	770	37.200	41.58196407	0.00	2,034,668,573,494	0
4/9/97	770	37.200	41.58196407	0.00	2,034,668,573,494	0
12/15/03	770	37.200	41.58196407	0.00	2,034,668,573,494	0
1/24/08	770	37.200	41.58196407	0.10	2,034,668,573,494	2,034,668,573
4/24/80	771	37.100	41.63596662	0.00	2,037,311,000,212	0

FINAL—Whiskey Chitto Creek (Subsegment 030501) Fecal Coliform Bacteria TMDL  
 Origination Date: October 5, 2010

Date	Observed flow (cfs)	Percent exceedance for observed flow	Adjusted flow for entire basin (cfs)	Width for area under curves (%)	Allowable load to meet standard (MPN/day)	Area under TMDL curve (MPN/day)
1/29/83	771	37.100	41.63596662	0.00	2,037,311,000,212	0
4/4/95	771	37.100	41.63596662	0.00	2,037,311,000,212	0
1/28/02	771	37.100	41.63596662	0.10	2,037,311,000,212	2,037,311,000
12/29/86	772	37.000	41.68996917	0.00	2,039,953,426,931	0
12/15/87	772	37.000	41.68996917	0.00	2,039,953,426,931	0
3/26/95	772	37.000	41.68996917	0.00	2,039,953,426,931	0
2/18/01	772	37.000	41.68996917	0.10	2,039,953,426,931	2,039,953,427
1/26/05	773	36.900	41.74397172	0.00	2,042,595,853,650	0
1/28/05	773	36.900	41.74397172	0.00	2,042,595,853,650	0
1/28/93	774	36.900	41.79797427	0.00	2,045,238,280,369	0
2/10/84	775	36.900	41.85197682	0.00	2,047,880,707,088	0
11/29/83	776	36.900	41.90597937	0.00	2,050,523,133,807	0
2/27/06	776	36.900	41.90597937	0.10	2,050,523,133,807	2,050,523,134
2/20/83	777	36.800	41.95998193	0.00	2,053,165,560,525	0
3/19/03	777	36.800	41.95998193	0.00	2,053,165,560,525	0
11/9/85	778	36.800	42.01398448	0.00	2,055,807,987,244	0
3/28/92	779	36.800	42.06798703	0.00	2,058,450,413,963	0
3/15/94	779	36.800	42.06798703	0.00	2,058,450,413,963	0
3/1/04	779	36.800	42.06798703	0.00	2,058,450,413,963	0
1/6/05	779	36.800	42.06798703	0.00	2,058,450,413,963	0
2/23/05	779	36.800	42.06798703	0.10	2,058,450,413,963	2,058,450,414
12/27/83	780	36.700	42.12198958	0.00	2,061,092,840,682	0
12/12/84	780	36.700	42.12198958	0.00	2,061,092,840,682	0
12/21/85	780	36.700	42.12198958	0.00	2,061,092,840,682	0
12/4/87	780	36.700	42.12198958	0.10	2,061,092,840,682	2,061,092,841
2/11/88	781	36.600	42.17599213	0.00	2,063,735,267,401	0
3/19/01	781	36.600	42.17599213	0.00	2,063,735,267,401	0
1/12/90	782	36.600	42.22999468	0.00	2,066,377,694,120	0
12/10/98	782	36.600	42.22999468	0.00	2,066,377,694,120	0
3/24/05	782	36.600	42.22999468	0.00	2,066,377,694,120	0
4/13/05	782	36.600	42.22999468	0.10	2,066,377,694,120	2,066,377,694
12/28/91	783	36.500	42.28399723	0.00	2,069,020,120,838	0
11/7/04	783	36.500	42.28399723	0.00	2,069,020,120,838	0
11/23/83	784	36.500	42.33799978	0.00	2,071,662,547,557	0
3/31/93	784	36.500	42.33799978	0.00	2,071,662,547,557	0
12/25/06	784	36.500	42.33799978	0.10	2,071,662,547,557	2,071,662,548
2/20/80	785	36.400	42.39200233	0.00	2,074,304,974,276	0
4/12/07	786	36.400	42.44600488	0.00	2,076,947,400,995	0
12/28/08	786	36.400	42.44600488	0.10	2,076,947,400,995	2,076,947,401
4/14/84	787	36.300	42.50000743	0.00	2,079,589,827,714	0
3/8/89	787	36.300	42.50000743	0.00	2,079,589,827,714	0
3/27/92	789	36.300	42.60801253	0.00	2,084,874,681,151	0
4/21/93	789	36.300	42.60801253	0.00	2,084,874,681,151	0
1/23/94	790	36.300	42.66201509	0.10	2,087,517,107,870	2,087,517,108



FINAL—Whiskey Chitto Creek (Subsegment 030501) Fecal Coliform Bacteria TMDL  
 Origination Date: October 5, 2010

Date	Observed flow (cfs)	Percent exceedance for observed flow	Adjusted flow for entire basin (cfs)	Width for area under curves (%)	Allowable load to meet standard (MPN/day)	Area under TMDL curve (MPN/day)
4/10/80	791	36.200	42.71601764	0.00	2,090,159,534,589	0
3/22/83	791	36.200	42.71601764	0.00	2,090,159,534,589	0
2/15/88	791	36.200	42.71601764	0.00	2,090,159,534,589	0
2/28/89	791	36.200	42.71601764	0.00	2,090,159,534,589	0
1/21/08	791	36.200	42.71601764	0.00	2,090,159,534,589	0
12/11/82	793	36.200	42.82402274	0.00	2,095,444,388,027	0
3/12/84	793	36.200	42.82402274	0.00	2,095,444,388,027	0
1/8/03	793	36.200	42.82402274	0.00	2,095,444,388,027	0
12/19/08	793	36.200	42.82402274	0.10	2,095,444,388,027	2,095,444,388
11/3/06	794	36.100	42.87802529	0.00	2,098,086,814,745	0
3/25/88	795	36.100	42.93202784	0.00	2,100,729,241,464	0
3/1/92	795	36.100	42.93202784	0.00	2,100,729,241,464	0
2/16/98	795	36.100	42.93202784	0.00	2,100,729,241,464	0
12/20/08	795	36.100	42.93202784	0.10	2,100,729,241,464	2,100,729,241
2/3/97	796	36.000	42.98603039	0.00	2,103,371,668,183	0
3/19/91	797	36.000	43.04003294	0.00	2,106,014,094,902	0
11/22/83	798	36.000	43.09403549	0.00	2,108,656,521,621	0
12/27/95	798	36.000	43.09403549	0.10	2,108,656,521,621	2,108,656,522
4/9/88	799	35.900	43.14803804	0.00	2,111,298,948,340	0
1/18/08	799	35.900	43.14803804	0.00	2,111,298,948,340	0
1/9/80	800	35.900	43.20204059	0.00	2,113,941,375,058	0
1/13/80	800	35.900	43.20204059	0.00	2,113,941,375,058	0
3/11/85	800	35.900	43.20204059	0.00	2,113,941,375,058	0
3/12/87	800	35.900	43.20204059	0.00	2,113,941,375,058	0
4/10/07	800	35.900	43.20204059	0.10	2,113,941,375,058	2,113,941,375
4/2/83	801	35.800	43.25604314	0.00	2,116,583,801,777	0
1/9/89	801	35.800	43.25604314	0.00	2,116,583,801,777	0
11/16/02	801	35.800	43.25604314	0.00	2,116,583,801,777	0
12/28/06	801	35.800	43.25604314	0.10	2,116,583,801,777	2,116,583,802
2/3/85	802	35.700	43.31004569	0.00	2,119,226,228,496	0
1/8/97	802	35.700	43.31004569	0.00	2,119,226,228,496	0
2/25/02	802	35.700	43.31004569	0.00	2,119,226,228,496	0
11/18/02	802	35.700	43.31004569	0.10	2,119,226,228,496	2,119,226,228
1/2/85	803	35.600	43.36404824	0.00	2,121,868,655,215	0
12/11/95	803	35.600	43.36404824	0.00	2,121,868,655,215	0
3/7/80	804	35.600	43.4180508	0.00	2,124,511,081,934	0
3/27/87	804	35.600	43.4180508	0.00	2,124,511,081,934	0
1/25/89	804	35.600	43.4180508	0.00	2,124,511,081,934	0
2/7/99	804	35.600	43.4180508	0.00	2,124,511,081,934	0
1/2/04	804	35.600	43.4180508	0.10	2,124,511,081,934	2,124,511,082
3/16/88	805	35.500	43.47205335	0.00	2,127,153,508,652	0
3/7/02	805	35.500	43.47205335	0.00	2,127,153,508,652	0
12/23/02	805	35.500	43.47205335	0.00	2,127,153,508,652	0
2/22/05	805	35.500	43.47205335	0.10	2,127,153,508,652	2,127,153,509

FINAL—Whiskey Chitto Creek (Subsegment 030501) Fecal Coliform Bacteria TMDL  
 Origination Date: October 5, 2010

Date	Observed flow (cfs)	Percent exceedance for observed flow	Adjusted flow for entire basin (cfs)	Width for area under curves (%)	Allowable load to meet standard (MPN/day)	Area under TMDL curve (MPN/day)
12/10/82	806	35.400	43.5260559	0.00	2,129,795,935,371	0
1/15/83	807	35.400	43.58005845	0.00	2,132,438,362,090	0
3/15/84	807	35.400	43.58005845	0.00	2,132,438,362,090	0
1/26/87	807	35.400	43.58005845	0.00	2,132,438,362,090	0
12/29/91	808	35.400	43.634061	0.00	2,135,080,788,809	0
12/28/04	808	35.400	43.634061	0.10	2,135,080,788,809	2,135,080,789
1/30/84	809	35.300	43.68806355	0.00	2,137,723,215,528	0
4/25/09	809	35.300	43.68806355	0.00	2,137,723,215,528	0
1/31/80	810	35.300	43.7420661	0.00	2,140,365,642,247	0
2/24/88	810	35.300	43.7420661	0.00	2,140,365,642,247	0
2/22/92	810	35.300	43.7420661	0.10	2,140,365,642,247	2,140,365,642
1/8/87	811	35.200	43.79606865	0.00	2,143,008,068,965	0
1/7/02	811	35.200	43.79606865	0.00	2,143,008,068,965	0
3/15/08	812	35.200	43.8500712	0.00	2,145,650,495,684	0
1/18/97	813	35.200	43.90407375	0.00	2,148,292,922,403	0
12/30/97	813	35.200	43.90407375	0.00	2,148,292,922,403	0
1/29/98	813	35.200	43.90407375	0.00	2,148,292,922,403	0
12/24/02	813	35.200	43.90407375	0.00	2,148,292,922,403	0
12/4/04	813	35.200	43.90407375	0.00	2,148,292,922,403	0
12/19/04	813	35.200	43.90407375	0.00	2,148,292,922,403	0
2/6/07	813	35.200	43.90407375	0.20	2,148,292,922,403	4,296,585,845
4/19/83	814	35.000	43.9580763	0.00	2,150,935,349,122	0
12/26/90	814	35.000	43.9580763	0.00	2,150,935,349,122	0
11/21/92	814	35.000	43.9580763	0.00	2,150,935,349,122	0
12/24/93	814	35.000	43.9580763	0.00	2,150,935,349,122	0
12/30/01	814	35.000	43.9580763	0.10	2,150,935,349,122	2,150,935,349
4/15/90	815	34.900	44.01207885	0.00	2,153,577,775,841	0
4/3/01	815	34.900	44.01207885	0.00	2,153,577,775,841	0
12/10/89	816	34.900	44.0660814	0.00	2,156,220,202,559	0
1/9/97	816	34.900	44.0660814	0.00	2,156,220,202,559	0
3/22/90	817	34.900	44.12008396	0.00	2,158,862,629,278	0
3/25/95	817	34.900	44.12008396	0.00	2,158,862,629,278	0
1/30/08	817	34.900	44.12008396	0.10	2,158,862,629,278	2,158,862,629
1/16/88	818	34.800	44.17408651	0.00	2,161,505,055,997	0
1/17/97	818	34.800	44.17408651	0.00	2,161,505,055,997	0
1/8/09	819	34.800	44.22808906	0.00	2,164,147,482,716	0
3/2/90	820	34.800	44.28209161	0.00	2,166,789,909,435	0
12/13/93	820	34.800	44.28209161	0.00	2,166,789,909,435	0
3/3/98	820	34.800	44.28209161	0.00	2,166,789,909,435	0
3/12/03	820	34.800	44.28209161	0.10	2,166,789,909,435	2,166,789,909
11/27/92	821	34.700	44.33609416	0.00	2,169,432,336,154	0
4/6/97	821	34.700	44.33609416	0.00	2,169,432,336,154	0
12/18/04	821	34.700	44.33609416	0.00	2,169,432,336,154	0
1/21/05	821	34.700	44.33609416	0.10	2,169,432,336,154	2,169,432,336

FINAL—Whiskey Chitto Creek (Subsegment 030501) Fecal Coliform Bacteria TMDL  
 Origination Date: October 5, 2010

Date	Observed flow (cfs)	Percent exceedance for observed flow	Adjusted flow for entire basin (cfs)	Width for area under curves (%)	Allowable load to meet standard (MPN/day)	Area under TMDL curve (MPN/day)
1/15/93	822	34.600	44.39009671	0.00	2,172,074,762,872	0
3/26/92	823	34.600	44.44409926	0.00	2,174,717,189,591	0
2/15/94	823	34.600	44.44409926	0.00	2,174,717,189,591	0
2/19/95	823	34.600	44.44409926	0.00	2,174,717,189,591	0
11/15/02	823	34.600	44.44409926	0.00	2,174,717,189,591	0
1/7/05	823	34.600	44.44409926	0.00	2,174,717,189,591	0
4/2/09	823	34.600	44.44409926	0.10	2,174,717,189,591	2,174,717,190
3/1/83	824	34.500	44.49810181	0.00	2,177,359,616,310	0
12/27/91	825	34.500	44.55210436	0.00	2,180,002,043,029	0
3/24/97	825	34.500	44.55210436	0.00	2,180,002,043,029	0
3/9/08	825	34.500	44.55210436	0.00	2,180,002,043,029	0
2/18/09	825	34.500	44.55210436	0.10	2,180,002,043,029	2,180,002,043
4/9/95	826	34.400	44.60610691	0.00	2,182,644,469,748	0
3/26/02	827	34.400	44.66010946	0.00	2,185,286,896,467	0
12/28/83	828	34.400	44.71411201	0.10	2,187,929,323,185	2,187,929,323
12/26/98	829	34.300	44.76811456	0.00	2,190,571,749,904	0
12/27/92	830	34.300	44.82211711	0.00	2,193,214,176,623	0
2/22/95	830	34.300	44.82211711	0.00	2,193,214,176,623	0
4/6/95	830	34.300	44.82211711	0.00	2,193,214,176,623	0
1/31/96	830	34.300	44.82211711	0.00	2,193,214,176,623	0
1/20/05	830	34.300	44.82211711	0.00	2,193,214,176,623	0
2/9/08	830	34.300	44.82211711	0.10	2,193,214,176,623	2,193,214,177
2/19/83	831	34.200	44.87611967	0.00	2,195,856,603,342	0
3/2/83	831	34.200	44.87611967	0.00	2,195,856,603,342	0
12/22/98	831	34.200	44.87611967	0.10	2,195,856,603,342	2,195,856,603
1/31/05	833	34.100	44.98412477	0.00	2,201,141,456,779	0
1/6/96	834	34.100	45.03812732	0.00	2,203,783,883,498	0
11/9/96	834	34.100	45.03812732	0.00	2,203,783,883,498	0
12/8/01	834	34.100	45.03812732	0.00	2,203,783,883,498	0
3/25/05	834	34.100	45.03812732	0.00	2,203,783,883,498	0
4/4/91	835	34.100	45.09212987	0.00	2,206,426,310,217	0
12/17/04	835	34.100	45.09212987	0.10	2,206,426,310,217	2,206,426,310
2/19/87	836	34.000	45.14613242	0.00	2,209,068,736,936	0
4/9/94	836	34.000	45.14613242	0.00	2,209,068,736,936	0
12/22/97	836	34.000	45.14613242	0.00	2,209,068,736,936	0
4/13/83	837	34.000	45.20013497	0.00	2,211,711,163,655	0
1/7/09	837	34.000	45.20013497	0.10	2,211,711,163,655	2,211,711,164
1/5/85	838	33.900	45.25413752	0.00	2,214,353,590,374	0
1/25/88	838	33.900	45.25413752	0.00	2,214,353,590,374	0
1/11/96	838	33.900	45.25413752	0.00	2,214,353,590,374	0
3/30/97	839	33.900	45.30814007	0.00	2,216,996,017,092	0
1/25/05	839	33.900	45.30814007	0.10	2,216,996,017,092	2,216,996,017
2/1/91	841	33.800	45.41614517	0.00	2,222,280,870,530	0
3/6/80	843	33.800	45.52415027	0.00	2,227,565,723,968	0

FINAL—Whiskey Chitto Creek (Subsegment 030501) Fecal Coliform Bacteria TMDL  
 Origination Date: October 5, 2010

Date	Observed flow (cfs)	Percent exceedance for observed flow	Adjusted flow for entire basin (cfs)	Width for area under curves (%)	Allowable load to meet standard (MPN/day)	Area under TMDL curve (MPN/day)
3/14/84	843	33.800	45.52415027	0.00	2,227,565,723,968	0
4/24/91	843	33.800	45.52415027	0.00	2,227,565,723,968	0
11/6/95	843	33.800	45.52415027	0.10	2,227,565,723,968	2,227,565,724
12/14/87	845	33.700	45.63215538	0.00	2,232,850,577,405	0
1/25/01	845	33.700	45.63215538	0.00	2,232,850,577,405	0
3/1/82	846	33.700	45.68615793	0.00	2,235,493,004,124	0
4/5/89	846	33.700	45.68615793	0.00	2,235,493,004,124	0
2/24/04	846	33.700	45.68615793	0.10	2,235,493,004,124	2,235,493,004
12/2/86	847	33.600	45.74016048	0.00	2,238,135,430,843	0
12/14/93	847	33.600	45.74016048	0.00	2,238,135,430,843	0
1/25/99	847	33.600	45.74016048	0.00	2,238,135,430,843	0
3/1/93	848	33.600	45.79416303	0.00	2,240,777,857,562	0
2/21/02	848	33.600	45.79416303	0.00	2,240,777,857,562	0
2/23/04	849	33.600	45.84816558	0.00	2,243,420,284,281	0
2/18/07	849	33.600	45.84816558	0.10	2,243,420,284,281	2,243,420,284
11/20/82	850	33.500	45.90216813	0.00	2,246,062,710,999	0
11/6/84	850	33.500	45.90216813	0.00	2,246,062,710,999	0
2/10/88	850	33.500	45.90216813	0.00	2,246,062,710,999	0
1/30/91	850	33.500	45.90216813	0.00	2,246,062,710,999	0
3/8/01	850	33.500	45.90216813	0.00	2,246,062,710,999	0
1/22/05	850	33.500	45.90216813	0.00	2,246,062,710,999	0
4/30/06	850	33.500	45.90216813	0.10	2,246,062,710,999	2,246,062,711
4/1/83	852	33.400	46.01017323	0.00	2,251,347,564,437	0
4/8/84	852	33.400	46.01017323	0.00	2,251,347,564,437	0
2/21/92	852	33.400	46.01017323	0.00	2,251,347,564,437	0
1/5/96	852	33.400	46.01017323	0.10	2,251,347,564,437	2,251,347,564
11/11/00	853	33.300	46.06417578	0.00	2,253,989,991,156	0
3/9/91	854	33.300	46.11817833	0.00	2,256,632,417,875	0
3/10/93	854	33.300	46.11817833	0.00	2,256,632,417,875	0
3/10/85	855	33.300	46.17218088	0.00	2,259,274,844,594	0
3/28/85	855	33.300	46.17218088	0.00	2,259,274,844,594	0
3/30/02	855	33.300	46.17218088	0.10	2,259,274,844,594	2,259,274,845
2/1/96	856	33.200	46.22618343	0.00	2,261,917,271,312	0
4/14/02	856	33.200	46.22618343	0.00	2,261,917,271,312	0
2/1/03	856	33.200	46.22618343	0.00	2,261,917,271,312	0
1/5/05	856	33.200	46.22618343	0.10	2,261,917,271,312	2,261,917,271
1/29/91	857	33.100	46.28018598	0.00	2,264,559,698,031	0
4/4/90	858	33.100	46.33418854	0.00	2,267,202,124,750	0
1/19/05	858	33.100	46.33418854	0.00	2,267,202,124,750	0
1/12/05	859	33.100	46.38819109	0.10	2,269,844,551,469	2,269,844,551
4/23/80	861	33.000	46.49619619	0.00	2,275,129,404,907	0
3/29/95	861	33.000	46.49619619	0.00	2,275,129,404,907	0
11/25/87	862	33.000	46.55019874	0.00	2,277,771,831,625	0
3/17/92	862	33.000	46.55019874	0.00	2,277,771,831,625	0

FINAL—Whiskey Chitto Creek (Subsegment 030501) Fecal Coliform Bacteria TMDL  
 Origination Date: October 5, 2010

Date	Observed flow (cfs)	Percent exceedance for observed flow	Adjusted flow for entire basin (cfs)	Width for area under curves (%)	Allowable load to meet standard (MPN/day)	Area under TMDL curve (MPN/day)
3/4/04	862	33.000	46.55019874	0.00	2,277,771,831,625	0
4/9/80	864	33.000	46.65820384	0.00	2,283,056,685,063	0
4/14/04	864	33.000	46.65820384	0.10	2,283,056,685,063	2,283,056,685
2/28/83	865	32.900	46.71220639	0.00	2,285,699,111,782	0
3/23/83	865	32.900	46.71220639	0.00	2,285,699,111,782	0
1/4/85	865	32.900	46.71220639	0.00	2,285,699,111,782	0
12/3/87	865	32.900	46.71220639	0.10	2,285,699,111,782	2,285,699,112
1/30/80	866	32.800	46.76620894	0.00	2,288,341,538,501	0
2/28/06	866	32.800	46.76620894	0.00	2,288,341,538,501	0
12/2/08	866	32.800	46.76620894	0.00	2,288,341,538,501	0
4/14/83	867	32.800	46.82021149	0.00	2,290,983,965,219	0
11/3/84	867	32.800	46.82021149	0.00	2,290,983,965,219	0
4/3/95	867	32.800	46.82021149	0.00	2,290,983,965,219	0
11/17/02	867	32.800	46.82021149	0.00	2,290,983,965,219	0
12/26/06	867	32.800	46.82021149	0.10	2,290,983,965,219	2,290,983,965
2/21/05	868	32.700	46.87421404	0.00	2,293,626,391,938	0
1/11/97	869	32.700	46.92821659	0.00	2,296,268,818,657	0
3/31/85	870	32.700	46.98221914	0.00	2,298,911,245,376	0
3/30/93	870	32.700	46.98221914	0.00	2,298,911,245,376	0
12/19/02	870	32.700	46.98221914	0.10	2,298,911,245,376	2,298,911,245
2/18/85	871	32.600	47.0362217	0.00	2,301,553,672,095	0
2/16/88	871	32.600	47.0362217	0.00	2,301,553,672,095	0
3/1/95	871	32.600	47.0362217	0.10	2,301,553,672,095	2,301,553,672
3/11/83	872	32.500	47.09022425	0.00	2,304,196,098,814	0
1/24/05	872	32.500	47.09022425	0.00	2,304,196,098,814	0
3/24/95	873	32.500	47.1442268	0.00	2,306,838,525,532	0
12/16/04	873	32.500	47.1442268	0.00	2,306,838,525,532	0
11/8/85	874	32.500	47.19822935	0.00	2,309,480,952,251	0
1/7/03	874	32.500	47.19822935	0.10	2,309,480,952,251	2,309,480,952
4/20/93	875	32.400	47.2522319	0.00	2,312,123,378,970	0
12/9/89	876	32.400	47.30623445	0.00	2,314,765,805,689	0
3/4/03	876	32.400	47.30623445	0.00	2,314,765,805,689	0
2/15/90	877	32.400	47.360237	0.00	2,317,408,232,408	0
12/29/01	877	32.400	47.360237	0.10	2,317,408,232,408	2,317,408,232
12/9/91	878	32.300	47.41423955	0.00	2,320,050,659,127	0
12/16/93	878	32.300	47.41423955	0.00	2,320,050,659,127	0
3/2/05	879	32.300	47.4682421	0.00	2,322,693,085,845	0
2/19/80	880	32.300	47.52224465	0.00	2,325,335,512,564	0
3/4/84	880	32.300	47.52224465	0.00	2,325,335,512,564	0
4/17/90	880	32.300	47.52224465	0.00	2,325,335,512,564	0
4/16/00	880	32.300	47.52224465	0.10	2,325,335,512,564	2,325,335,513
12/19/84	881	32.200	47.5762472	0.00	2,327,977,939,283	0
1/12/99	881	32.200	47.5762472	0.00	2,327,977,939,283	0
12/20/85	882	32.200	47.63024975	0.00	2,330,620,366,002	0

FINAL—Whiskey Chitto Creek (Subsegment 030501) Fecal Coliform Bacteria TMDL  
 Origination Date: October 5, 2010

Date	Observed flow (cfs)	Percent exceedance for observed flow	Adjusted flow for entire basin (cfs)	Width for area under curves (%)	Allowable load to meet standard (MPN/day)	Area under TMDL curve (MPN/day)
12/13/92	882	32.200	47.63024975	0.00	2,330,620,366,002	0
11/9/06	882	32.200	47.63024975	0.10	2,330,620,366,002	2,330,620,366
11/25/83	883	32.100	47.6842523	0.00	2,333,262,792,721	0
1/14/88	884	32.100	47.73825485	0.00	2,335,905,219,439	0
1/14/07	884	32.100	47.73825485	0.00	2,335,905,219,439	0
1/13/88	885	32.100	47.79225741	0.00	2,338,547,646,158	0
4/15/97	885	32.100	47.79225741	0.10	2,338,547,646,158	2,338,547,646
4/27/04	886	32.000	47.84625996	0.00	2,341,190,072,877	0
12/27/04	886	32.000	47.84625996	0.00	2,341,190,072,877	0
3/8/87	887	32.000	47.90026251	0.00	2,343,832,499,596	0
2/27/90	887	32.000	47.90026251	0.00	2,343,832,499,596	0
1/6/93	887	32.000	47.90026251	0.00	2,343,832,499,596	0
12/26/95	887	32.000	47.90026251	0.00	2,343,832,499,596	0
11/19/00	887	32.000	47.90026251	0.10	2,343,832,499,596	2,343,832,500
11/27/01	888	31.900	47.95426506	0.00	2,346,474,926,315	0
2/5/84	889	31.900	48.00826761	0.00	2,349,117,353,034	0
3/30/92	889	31.900	48.00826761	0.00	2,349,117,353,034	0
1/15/07	889	31.900	48.00826761	0.10	2,349,117,353,034	2,349,117,353
3/24/88	890	31.800	48.06227016	0.00	2,351,759,779,752	0
3/25/92	890	31.800	48.06227016	0.00	2,351,759,779,752	0
2/27/94	890	31.800	48.06227016	0.00	2,351,759,779,752	0
12/11/84	891	31.800	48.11627271	0.00	2,354,402,206,471	0
4/1/92	891	31.800	48.11627271	0.00	2,354,402,206,471	0
3/17/03	891	31.800	48.11627271	0.00	2,354,402,206,471	0
4/18/09	891	31.800	48.11627271	0.10	2,354,402,206,471	2,354,402,206
12/3/84	892	31.700	48.17027526	0.00	2,357,044,633,190	0
3/5/90	892	31.700	48.17027526	0.00	2,357,044,633,190	0
2/27/08	893	31.700	48.22427781	0.00	2,359,687,059,909	0
3/6/08	893	31.700	48.22427781	0.10	2,359,687,059,909	2,359,687,060
12/21/98	896	31.600	48.38628546	0.00	2,367,614,340,065	0
3/9/87	897	31.600	48.44028801	0.00	2,370,256,766,784	0
1/15/88	897	31.600	48.44028801	0.00	2,370,256,766,784	0
12/16/92	897	31.600	48.44028801	0.00	2,370,256,766,784	0
2/3/95	897	31.600	48.44028801	0.00	2,370,256,766,784	0
1/24/99	897	31.600	48.44028801	0.10	2,370,256,766,784	2,370,256,767
12/20/98	898	31.500	48.49429057	0.00	2,372,899,193,503	0
4/8/80	899	31.500	48.54829312	0.00	2,375,541,620,222	0
12/20/02	899	31.500	48.54829312	0.00	2,375,541,620,222	0
1/23/05	899	31.500	48.54829312	0.10	2,375,541,620,222	2,375,541,620
1/10/80	900	31.400	48.60229567	0.00	2,378,184,046,941	0
1/27/93	900	31.400	48.60229567	0.00	2,378,184,046,941	0
4/14/05	900	31.400	48.60229567	0.00	2,378,184,046,941	0
4/9/07	900	31.400	48.60229567	0.00	2,378,184,046,941	0
1/8/02	901	31.400	48.65629822	0.10	2,380,826,473,659	2,380,826,474

FINAL—Whiskey Chitto Creek (Subsegment 030501) Fecal Coliform Bacteria TMDL  
 Origination Date: October 5, 2010

Date	Observed flow (cfs)	Percent exceedance for observed flow	Adjusted flow for entire basin (cfs)	Width for area under curves (%)	Allowable load to meet standard (MPN/day)	Area under TMDL curve (MPN/day)
2/2/85	902	31.300	48.71030077	0.00	2,383,468,900,378	0
3/5/04	903	31.300	48.76430332	0.00	2,386,111,327,097	0
12/23/07	903	31.300	48.76430332	0.00	2,386,111,327,097	0
2/18/83	904	31.300	48.81830587	0.00	2,388,753,753,816	0
3/16/92	904	31.300	48.81830587	0.00	2,388,753,753,816	0
3/16/93	904	31.300	48.81830587	0.00	2,388,753,753,816	0
4/28/04	904	31.300	48.81830587	0.10	2,388,753,753,816	2,388,753,754
3/31/83	905	31.200	48.87230842	0.00	2,391,396,180,535	0
2/26/84	906	31.200	48.92631097	0.00	2,394,038,607,254	0
12/28/01	907	31.200	48.98031352	0.00	2,396,681,033,972	0
11/14/02	907	31.200	48.98031352	0.10	2,396,681,033,972	2,396,681,034
3/20/03	908	31.100	49.03431607	0.00	2,399,323,460,691	0
2/5/06	909	31.100	49.08831862	0.00	2,401,965,887,410	0
12/4/85	910	31.100	49.14232117	0.00	2,404,608,314,129	0
12/20/04	912	31.100	49.25032628	0.00	2,409,893,167,566	0
1/17/88	914	31.100	49.35833138	0.00	2,415,178,021,004	0
12/23/92	914	31.100	49.35833138	0.00	2,415,178,021,004	0
11/14/95	914	31.100	49.35833138	0.00	2,415,178,021,004	0
3/27/97	914	31.100	49.35833138	0.10	2,415,178,021,004	2,415,178,021
1/28/83	915	31.000	49.41233393	0.00	2,417,820,447,723	0
11/30/03	915	31.000	49.41233393	0.00	2,417,820,447,723	0
2/14/08	915	31.000	49.41233393	0.10	2,417,820,447,723	2,417,820,448
11/24/87	916	30.900	49.46633648	0.00	2,420,462,874,442	0
12/18/82	917	30.900	49.52033903	0.00	2,423,105,301,161	0
4/16/90	917	30.900	49.52033903	0.00	2,423,105,301,161	0
1/31/06	917	30.900	49.52033903	0.00	2,423,105,301,161	0
1/14/83	919	30.900	49.62834413	0.10	2,428,390,154,598	2,428,390,155
1/21/84	920	30.800	49.68234668	0.00	2,431,032,581,317	0
2/11/98	920	30.800	49.68234668	0.00	2,431,032,581,317	0
2/15/03	920	30.800	49.68234668	0.00	2,431,032,581,317	0
3/11/03	920	30.800	49.68234668	0.00	2,431,032,581,317	0
3/24/87	921	30.800	49.73634923	0.00	2,433,675,008,036	0
4/1/02	921	30.800	49.73634923	0.10	2,433,675,008,036	2,433,675,008
12/10/80	922	30.700	49.79035178	0.00	2,436,317,434,755	0
1/31/83	922	30.700	49.79035178	0.00	2,436,317,434,755	0
1/17/94	923	30.700	49.84435433	0.00	2,438,959,861,474	0
1/14/95	923	30.700	49.84435433	0.10	2,438,959,861,474	2,438,959,861
1/31/91	924	30.600	49.89835688	0.00	2,441,602,288,192	0
2/21/98	924	30.600	49.89835688	0.00	2,441,602,288,192	0
3/5/83	925	30.600	49.95235944	0.00	2,444,244,714,911	0
3/23/97	925	30.600	49.95235944	0.00	2,444,244,714,911	0
2/5/81	926	30.600	50.00636199	0.00	2,446,887,141,630	0
3/11/84	926	30.600	50.00636199	0.00	2,446,887,141,630	0
3/9/85	926	30.600	50.00636199	0.10	2,446,887,141,630	2,446,887,142

FINAL—Whiskey Chitto Creek (Subsegment 030501) Fecal Coliform Bacteria TMDL  
 Origination Date: October 5, 2010

Date	Observed flow (cfs)	Percent exceedance for observed flow	Adjusted flow for entire basin (cfs)	Width for area under curves (%)	Allowable load to meet standard (MPN/day)	Area under TMDL curve (MPN/day)
4/18/92	927	30.500	50.06036454	0.00	2,449,529,568,349	0
2/22/04	927	30.500	50.06036454	0.00	2,449,529,568,349	0
12/7/01	928	30.500	50.11436709	0.00	2,452,171,995,068	0
2/1/80	930	30.500	50.22237219	0.00	2,457,456,848,505	0
11/30/83	930	30.500	50.22237219	0.00	2,457,456,848,505	0
4/11/99	930	30.500	50.22237219	0.10	2,457,456,848,505	2,457,456,849
11/26/83	932	30.400	50.33037729	0.00	2,462,741,701,943	0
1/26/95	932	30.400	50.33037729	0.00	2,462,741,701,943	0
4/26/96	932	30.400	50.33037729	0.00	2,462,741,701,943	0
4/8/88	934	30.400	50.43838239	0.10	2,468,026,555,381	2,468,026,555
11/24/91	935	30.300	50.49238494	0.00	2,470,668,982,099	0
2/29/92	935	30.300	50.49238494	0.00	2,470,668,982,099	0
3/4/95	935	30.300	50.49238494	0.00	2,470,668,982,099	0
3/10/97	935	30.300	50.49238494	0.00	2,470,668,982,099	0
3/23/95	936	30.300	50.54638749	0.10	2,473,311,408,818	2,473,311,409
2/2/01	937	30.200	50.60039004	0.00	2,475,953,835,537	0
2/7/05	938	30.200	50.65439259	0.00	2,478,596,262,256	0
1/27/07	938	30.200	50.65439259	0.00	2,478,596,262,256	0
2/1/05	939	30.200	50.70839515	0.00	2,481,238,688,975	0
3/5/03	940	30.200	50.7623977	0.10	2,483,881,115,694	2,483,881,116
3/5/94	941	30.100	50.81640025	0.00	2,486,523,542,412	0
2/29/04	941	30.100	50.81640025	0.00	2,486,523,542,412	0
2/10/02	942	30.100	50.8704028	0.00	2,489,165,969,131	0
3/15/88	944	30.100	50.9784079	0.00	2,494,450,822,569	0
2/14/90	944	30.100	50.9784079	0.00	2,494,450,822,569	0
1/21/98	944	30.100	50.9784079	0.00	2,494,450,822,569	0
11/9/00	944	30.100	50.9784079	0.10	2,494,450,822,569	2,494,450,823
2/7/08	946	30.000	51.086413	0.00	2,499,735,676,006	0
2/10/94	947	30.000	51.14041555	0.00	2,502,378,102,725	0
2/6/08	947	30.000	51.14041555	0.00	2,502,378,102,725	0
2/15/08	947	30.000	51.14041555	0.10	2,502,378,102,725	2,502,378,103
1/3/85	948	29.900	51.1944181	0.00	2,505,020,529,444	0
12/15/04	950	29.900	51.3024232	0.00	2,510,305,382,882	0
12/31/83	952	29.900	51.41042831	0.00	2,515,590,236,319	0
2/27/89	952	29.900	51.41042831	0.00	2,515,590,236,319	0
2/12/92	952	29.900	51.41042831	0.00	2,515,590,236,319	0
1/16/95	952	29.900	51.41042831	0.10	2,515,590,236,319	2,515,590,236
2/18/80	953	29.800	51.46443086	0.00	2,518,232,663,038	0
4/23/91	953	29.800	51.46443086	0.00	2,518,232,663,038	0
2/2/80	954	29.800	51.51843341	0.00	2,520,875,089,757	0
1/25/87	955	29.800	51.57243596	0.00	2,523,517,516,476	0
1/18/05	955	29.800	51.57243596	0.10	2,523,517,516,476	2,523,517,516
2/4/81	957	29.700	51.68044106	0.00	2,528,802,369,914	0
4/10/92	958	29.700	51.73444361	0.00	2,531,444,796,632	0



FINAL—Whiskey Chitto Creek (Subsegment 030501) Fecal Coliform Bacteria TMDL  
 Origination Date: October 5, 2010

Date	Observed flow (cfs)	Percent exceedance for observed flow	Adjusted flow for entire basin (cfs)	Width for area under curves (%)	Allowable load to meet standard (MPN/day)	Area under TMDL curve (MPN/day)
12/14/04	958	29.700	51.73444361	0.00	2,531,444,796,632	0
1/26/96	959	29.700	51.78844616	0.00	2,534,087,223,351	0
3/3/03	960	29.700	51.84244871	0.10	2,536,729,650,070	2,536,729,650
1/24/89	961	29.600	51.89645126	0.00	2,539,372,076,789	0
4/7/92	961	29.600	51.89645126	0.00	2,539,372,076,789	0
4/6/83	962	29.600	51.95045381	0.00	2,542,014,503,508	0
12/26/83	962	29.600	51.95045381	0.00	2,542,014,503,508	0
11/2/95	962	29.600	51.95045381	0.00	2,542,014,503,508	0
2/8/90	963	29.600	52.00445636	0.00	2,544,656,930,226	0
12/18/92	963	29.600	52.00445636	0.00	2,544,656,930,226	0
4/20/95	963	29.600	52.00445636	0.10	2,544,656,930,226	2,544,656,930
1/6/88	964	29.500	52.05845891	0.00	2,547,299,356,945	0
1/28/98	964	29.500	52.05845891	0.00	2,547,299,356,945	0
1/13/07	964	29.500	52.05845891	0.00	2,547,299,356,945	0
4/28/07	964	29.500	52.05845891	0.10	2,547,299,356,945	2,547,299,357
3/12/97	965	29.400	52.11246147	0.00	2,549,941,783,664	0
3/21/90	966	29.400	52.16646402	0.00	2,552,584,210,383	0
12/4/84	967	29.400	52.22046657	0.00	2,555,226,637,102	0
1/2/91	967	29.400	52.22046657	0.00	2,555,226,637,102	0
12/26/91	967	29.400	52.22046657	0.00	2,555,226,637,102	0
3/24/92	967	29.400	52.22046657	0.10	2,555,226,637,102	2,555,226,637
4/14/97	968	29.300	52.27446912	0.00	2,557,869,063,821	0
11/20/98	968	29.300	52.27446912	0.00	2,557,869,063,821	0
12/28/02	968	29.300	52.27446912	0.00	2,557,869,063,821	0
3/15/92	969	29.300	52.32847167	0.10	2,560,511,490,539	2,560,511,491
3/7/87	970	29.200	52.38247422	0.00	2,563,153,917,258	0
11/21/04	972	29.200	52.49047932	0.00	2,568,438,770,696	0
1/29/84	974	29.200	52.59848442	0.00	2,573,723,624,134	0
12/23/91	975	29.200	52.65248697	0.00	2,576,366,050,852	0
3/7/89	976	29.200	52.70648952	0.00	2,579,008,477,571	0
12/18/02	976	29.200	52.70648952	0.00	2,579,008,477,571	0
2/20/05	976	29.200	52.70648952	0.10	2,579,008,477,571	2,579,008,478
12/21/83	977	29.100	52.76049207	0.00	2,581,650,904,290	0
2/8/08	977	29.100	52.76049207	0.00	2,581,650,904,290	0
1/12/88	978	29.100	52.81449462	0.00	2,584,293,331,009	0
3/5/95	978	29.100	52.81449462	0.10	2,584,293,331,009	2,584,293,331
3/16/07	979	29.000	52.86849718	0.00	2,586,935,757,728	0
4/3/93	980	29.000	52.92249973	0.00	2,589,578,184,446	0
2/12/03	980	29.000	52.92249973	0.00	2,589,578,184,446	0
2/17/88	982	29.000	53.03050483	0.00	2,594,863,037,884	0
3/22/98	982	29.000	53.03050483	0.10	2,594,863,037,884	2,594,863,038
12/22/01	983	28.900	53.08450738	0.00	2,597,505,464,603	0
12/16/82	984	28.900	53.13850993	0.00	2,600,147,891,322	0
3/9/93	984	28.900	53.13850993	0.00	2,600,147,891,322	0

FINAL—Whiskey Chitto Creek (Subsegment 030501) Fecal Coliform Bacteria TMDL  
 Origination Date: October 5, 2010

Date	Observed flow (cfs)	Percent exceedance for observed flow	Adjusted flow for entire basin (cfs)	Width for area under curves (%)	Allowable load to meet standard (MPN/day)	Area under TMDL curve (MPN/day)
4/8/95	984	28.900	53.13850993	0.00	2,600,147,891,322	0
2/10/03	984	28.900	53.13850993	0.10	2,600,147,891,322	2,600,147,891
1/26/83	987	28.800	53.30051758	0.00	2,608,075,171,478	0
3/23/87	988	28.800	53.35452013	0.00	2,610,717,598,197	0
2/9/94	988	28.800	53.35452013	0.00	2,610,717,598,197	0
1/10/97	988	28.800	53.35452013	0.00	2,610,717,598,197	0
2/5/07	988	28.800	53.35452013	0.00	2,610,717,598,197	0
3/11/97	989	28.800	53.40852268	0.10	2,613,360,024,916	2,613,360,025
3/17/07	990	28.700	53.46252523	0.00	2,616,002,451,635	0
2/27/83	991	28.700	53.51652778	0.00	2,618,644,878,354	0
1/1/99	991	28.700	53.51652778	0.00	2,618,644,878,354	0
11/2/06	991	28.700	53.51652778	0.00	2,618,644,878,354	0
12/13/87	992	28.700	53.57053034	0.10	2,621,287,305,072	2,621,287,305
1/24/88	993	28.600	53.62453289	0.00	2,623,929,731,791	0
4/12/83	994	28.600	53.67853544	0.00	2,626,572,158,510	0
2/25/84	994	28.600	53.67853544	0.00	2,626,572,158,510	0
3/28/01	994	28.600	53.67853544	0.00	2,626,572,158,510	0
3/17/93	995	28.600	53.73253799	0.10	2,629,214,585,229	2,629,214,585
4/28/82	996	28.500	53.78654054	0.00	2,631,857,011,948	0
4/7/83	996	28.500	53.78654054	0.00	2,631,857,011,948	0
2/17/83	997	28.500	53.84054309	0.00	2,634,499,438,666	0
12/20/83	997	28.500	53.84054309	0.00	2,634,499,438,666	0
4/13/84	997	28.500	53.84054309	0.00	2,634,499,438,666	0
4/8/83	998	28.500	53.89454564	0.00	2,637,141,865,385	0
2/18/03	998	28.500	53.89454564	0.10	2,637,141,865,385	2,637,141,865
3/21/03	999	28.400	53.94854819	0.00	2,639,784,292,104	0
2/10/04	999	28.400	53.94854819	0.00	2,639,784,292,104	0
1/22/80	1000	28.400	54.00255074	0.00	2,642,426,718,823	0
4/22/80	1000	28.400	54.00255074	0.00	2,642,426,718,823	0
4/26/80	1000	28.400	54.00255074	0.00	2,642,426,718,823	0
4/9/83	1000	28.400	54.00255074	0.00	2,642,426,718,823	0
3/11/87	1000	28.400	54.00255074	0.00	2,642,426,718,823	0
2/9/88	1000	28.400	54.00255074	0.00	2,642,426,718,823	0
12/26/92	1000	28.400	54.00255074	0.00	2,642,426,718,823	0
4/30/95	1000	28.400	54.00255074	0.00	2,642,426,718,823	0
2/5/96	1000	28.400	54.00255074	0.00	2,642,426,718,823	0
2/12/06	1000	28.400	54.00255074	0.00	2,642,426,718,823	0
4/8/07	1000	28.400	54.00255074	0.00	2,642,426,718,823	0
12/31/08	1000	28.400	54.00255074	0.20	2,642,426,718,823	5,284,853,438
4/7/80	1010	28.200	54.54257625	0.00	2,668,850,986,011	0
12/15/82	1010	28.200	54.54257625	0.00	2,668,850,986,011	0
1/15/84	1010	28.200	54.54257625	0.00	2,668,850,986,011	0
12/2/87	1010	28.200	54.54257625	0.00	2,668,850,986,011	0
2/18/88	1010	28.200	54.54257625	0.00	2,668,850,986,011	0

FINAL—Whiskey Chitto Creek (Subsegment 030501) Fecal Coliform Bacteria TMDL  
 Origination Date: October 5, 2010

Date	Observed flow (cfs)	Percent exceedance for observed flow	Adjusted flow for entire basin (cfs)	Width for area under curves (%)	Allowable load to meet standard (MPN/day)	Area under TMDL curve (MPN/day)
12/22/91	1010	28.200	54.54257625	0.00	2,668,850,986,011	0
2/3/92	1010	28.200	54.54257625	0.00	2,668,850,986,011	0
2/4/92	1010	28.200	54.54257625	0.00	2,668,850,986,011	0
2/20/92	1010	28.200	54.54257625	0.00	2,668,850,986,011	0
4/20/92	1010	28.200	54.54257625	0.00	2,668,850,986,011	0
2/26/93	1010	28.200	54.54257625	0.00	2,668,850,986,011	0
11/13/95	1010	28.200	54.54257625	0.00	2,668,850,986,011	0
3/9/97	1010	28.200	54.54257625	0.00	2,668,850,986,011	0
12/19/98	1010	28.200	54.54257625	0.00	2,668,850,986,011	0
2/6/99	1010	28.200	54.54257625	0.00	2,668,850,986,011	0
12/18/05	1010	28.200	54.54257625	0.00	2,668,850,986,011	0
12/27/06	1010	28.200	54.54257625	0.40	2,668,850,986,011	10,675,403,944
2/17/80	1020	27.800	55.08260176	0.00	2,695,275,253,199	0
2/22/83	1020	27.800	55.08260176	0.00	2,695,275,253,199	0
3/3/84	1020	27.800	55.08260176	0.00	2,695,275,253,199	0
3/5/84	1020	27.800	55.08260176	0.00	2,695,275,253,199	0
11/7/85	1020	27.800	55.08260176	0.00	2,695,275,253,199	0
3/8/91	1020	27.800	55.08260176	0.00	2,695,275,253,199	0
4/19/93	1020	27.800	55.08260176	0.00	2,695,275,253,199	0
3/22/95	1020	27.800	55.08260176	0.00	2,695,275,253,199	0
3/10/01	1020	27.800	55.08260176	0.00	2,695,275,253,199	0
3/12/01	1020	27.800	55.08260176	0.00	2,695,275,253,199	0
4/2/02	1020	27.800	55.08260176	0.00	2,695,275,253,199	0
1/6/03	1020	27.800	55.08260176	0.00	2,695,275,253,199	0
2/11/03	1020	27.800	55.08260176	0.00	2,695,275,253,199	0
12/3/04	1020	27.800	55.08260176	0.00	2,695,275,253,199	0
12/6/04	1020	27.800	55.08260176	0.00	2,695,275,253,199	0
1/4/05	1020	27.800	55.08260176	0.00	2,695,275,253,199	0
2/8/05	1020	27.800	55.08260176	0.00	2,695,275,253,199	0
2/1/07	1020	27.800	55.08260176	0.00	2,695,275,253,199	0
1/31/08	1020	27.800	55.08260176	0.30	2,695,275,253,199	8,085,825,760
3/6/83	1030	27.500	55.62262726	0.00	2,721,699,520,388	0
12/19/85	1030	27.500	55.62262726	0.00	2,721,699,520,388	0
3/30/90	1030	27.500	55.62262726	0.00	2,721,699,520,388	0
3/29/91	1030	27.500	55.62262726	0.00	2,721,699,520,388	0
3/29/93	1030	27.500	55.62262726	0.00	2,721,699,520,388	0
2/22/98	1030	27.500	55.62262726	0.00	2,721,699,520,388	0
11/13/02	1030	27.500	55.62262726	0.00	2,721,699,520,388	0
12/31/02	1030	27.500	55.62262726	0.00	2,721,699,520,388	0
2/21/04	1030	27.500	55.62262726	0.00	2,721,699,520,388	0
12/21/04	1030	27.500	55.62262726	0.00	2,721,699,520,388	0
12/16/05	1030	27.500	55.62262726	0.20	2,721,699,520,388	5,443,399,041
3/5/80	1040	27.300	56.16265277	0.00	2,748,123,787,576	0
3/18/80	1040	27.300	56.16265277	0.00	2,748,123,787,576	0

FINAL—Whiskey Chitto Creek (Subsegment 030501) Fecal Coliform Bacteria TMDL  
 Origination Date: October 5, 2010

Date	Observed flow (cfs)	Percent exceedance for observed flow	Adjusted flow for entire basin (cfs)	Width for area under curves (%)	Allowable load to meet standard (MPN/day)	Area under TMDL curve (MPN/day)
3/8/85	1040	27.300	56.16265277	0.00	2,748,123,787,576	0
12/28/86	1040	27.300	56.16265277	0.00	2,748,123,787,576	0
1/28/91	1040	27.300	56.16265277	0.00	2,748,123,787,576	0
3/31/92	1040	27.300	56.16265277	0.00	2,748,123,787,576	0
2/14/94	1040	27.300	56.16265277	0.00	2,748,123,787,576	0
4/8/94	1040	27.300	56.16265277	0.00	2,748,123,787,576	0
12/25/95	1040	27.300	56.16265277	0.00	2,748,123,787,576	0
4/26/97	1040	27.300	56.16265277	0.00	2,748,123,787,576	0
12/22/02	1040	27.300	56.16265277	0.00	2,748,123,787,576	0
1/2/05	1040	27.300	56.16265277	0.20	2,748,123,787,576	5,496,247,575
2/23/83	1050	27.100	56.70267828	0.00	2,774,548,054,764	0
3/25/85	1050	27.100	56.70267828	0.00	2,774,548,054,764	0
11/24/86	1050	27.100	56.70267828	0.00	2,774,548,054,764	0
3/25/87	1050	27.100	56.70267828	0.00	2,774,548,054,764	0
3/26/87	1050	27.100	56.70267828	0.00	2,774,548,054,764	0
3/14/92	1050	27.100	56.70267828	0.00	2,774,548,054,764	0
4/23/92	1050	27.100	56.70267828	0.00	2,774,548,054,764	0
12/10/92	1050	27.100	56.70267828	0.00	2,774,548,054,764	0
4/19/95	1050	27.100	56.70267828	0.00	2,774,548,054,764	0
12/16/00	1050	27.100	56.70267828	0.00	2,774,548,054,764	0
12/27/01	1050	27.100	56.70267828	0.00	2,774,548,054,764	0
1/31/03	1050	27.100	56.70267828	0.00	2,774,548,054,764	0
1/26/07	1050	27.100	56.70267828	0.00	2,774,548,054,764	0
12/16/08	1050	27.100	56.70267828	0.30	2,774,548,054,764	8,323,644,164
2/1/85	1060	26.800	57.24270379	0.00	2,800,972,321,952	0
3/23/92	1060	26.800	57.24270379	0.00	2,800,972,321,952	0
3/13/93	1060	26.800	57.24270379	0.00	2,800,972,321,952	0
12/15/93	1060	26.800	57.24270379	0.00	2,800,972,321,952	0
4/7/95	1060	26.800	57.24270379	0.00	2,800,972,321,952	0
1/13/05	1060	26.800	57.24270379	0.00	2,800,972,321,952	0
12/17/05	1060	26.800	57.24270379	0.10	2,800,972,321,952	2,800,972,322
1/20/84	1070	26.700	57.78272929	0.00	2,827,396,589,141	0
2/17/85	1070	26.700	57.78272929	0.00	2,827,396,589,141	0
1/8/92	1070	26.700	57.78272929	0.00	2,827,396,589,141	0
1/14/93	1070	26.700	57.78272929	0.00	2,827,396,589,141	0
1/15/95	1070	26.700	57.78272929	0.00	2,827,396,589,141	0
2/21/95	1070	26.700	57.78272929	0.00	2,827,396,589,141	0
1/17/01	1070	26.700	57.78272929	0.00	2,827,396,589,141	0
2/6/05	1070	26.700	57.78272929	0.00	2,827,396,589,141	0
2/16/08	1070	26.700	57.78272929	0.20	2,827,396,589,141	5,654,793,178
1/20/83	1080	26.500	58.3227548	0.00	2,853,820,856,329	0
1/25/83	1080	26.500	58.3227548	0.00	2,853,820,856,329	0
4/7/88	1080	26.500	58.3227548	0.00	2,853,820,856,329	0
2/9/91	1080	26.500	58.3227548	0.00	2,853,820,856,329	0

FINAL—Whiskey Chitto Creek (Subsegment 030501) Fecal Coliform Bacteria TMDL  
 Origination Date: October 5, 2010

Date	Observed flow (cfs)	Percent exceedance for observed flow	Adjusted flow for entire basin (cfs)	Width for area under curves (%)	Allowable load to meet standard (MPN/day)	Area under TMDL curve (MPN/day)
11/26/92	1080	26.500	58.3227548	0.00	2,853,820,856,329	0
2/20/95	1080	26.500	58.3227548	0.00	2,853,820,856,329	0
2/20/98	1080	26.500	58.3227548	0.00	2,853,820,856,329	0
3/31/99	1080	26.500	58.3227548	0.00	2,853,820,856,329	0
4/8/00	1080	26.500	58.3227548	0.00	2,853,820,856,329	0
2/3/02	1080	26.500	58.3227548	0.00	2,853,820,856,329	0
1/11/05	1080	26.500	58.3227548	0.00	2,853,820,856,329	0
3/11/06	1080	26.500	58.3227548	0.20	2,853,820,856,329	5,707,641,713
1/29/80	1090	26.300	58.86278031	0.00	2,880,245,123,517	0
1/27/83	1090	26.300	58.86278031	0.00	2,880,245,123,517	0
11/18/84	1090	26.300	58.86278031	0.00	2,880,245,123,517	0
3/10/87	1090	26.300	58.86278031	0.00	2,880,245,123,517	0
3/3/90	1090	26.300	58.86278031	0.00	2,880,245,123,517	0
12/19/92	1090	26.300	58.86278031	0.00	2,880,245,123,517	0
12/22/92	1090	26.300	58.86278031	0.00	2,880,245,123,517	0
4/2/93	1090	26.300	58.86278031	0.00	2,880,245,123,517	0
12/12/93	1090	26.300	58.86278031	0.00	2,880,245,123,517	0
1/23/95	1090	26.300	58.86278031	0.00	2,880,245,123,517	0
4/25/96	1090	26.300	58.86278031	0.00	2,880,245,123,517	0
3/22/97	1090	26.300	58.86278031	0.00	2,880,245,123,517	0
1/20/98	1090	26.300	58.86278031	0.00	2,880,245,123,517	0
12/6/01	1090	26.300	58.86278031	0.00	2,880,245,123,517	0
3/1/05	1090	26.300	58.86278031	0.00	2,880,245,123,517	0
2/3/06	1090	26.300	58.86278031	0.30	2,880,245,123,517	8,640,735,371
1/12/80	1100	26.000	59.40280582	0.00	2,906,669,390,705	0
2/24/83	1100	26.000	59.40280582	0.00	2,906,669,390,705	0
12/3/85	1100	26.000	59.40280582	0.00	2,906,669,390,705	0
3/17/87	1100	26.000	59.40280582	0.00	2,906,669,390,705	0
11/23/87	1100	26.000	59.40280582	0.00	2,906,669,390,705	0
2/5/88	1100	26.000	59.40280582	0.00	2,906,669,390,705	0
2/18/90	1100	26.000	59.40280582	0.00	2,906,669,390,705	0
2/19/90	1100	26.000	59.40280582	0.00	2,906,669,390,705	0
3/18/92	1100	26.000	59.40280582	0.00	2,906,669,390,705	0
2/4/94	1100	26.000	59.40280582	0.00	2,906,669,390,705	0
4/2/95	1100	26.000	59.40280582	0.00	2,906,669,390,705	0
11/10/00	1100	26.000	59.40280582	0.00	2,906,669,390,705	0
1/22/04	1100	26.000	59.40280582	0.00	2,906,669,390,705	0
12/26/04	1100	26.000	59.40280582	0.00	2,906,669,390,705	0
4/7/07	1100	26.000	59.40280582	0.30	2,906,669,390,705	8,720,008,172
12/17/82	1110	25.700	59.94283132	0.00	2,933,093,657,893	0
12/1/85	1110	25.700	59.94283132	0.00	2,933,093,657,893	0
2/6/86	1110	25.700	59.94283132	0.00	2,933,093,657,893	0
2/23/88	1110	25.700	59.94283132	0.00	2,933,093,657,893	0
2/16/90	1110	25.700	59.94283132	0.00	2,933,093,657,893	0

FINAL—Whiskey Chitto Creek (Subsegment 030501) Fecal Coliform Bacteria TMDL  
 Origination Date: October 5, 2010

Date	Observed flow (cfs)	Percent exceedance for observed flow	Adjusted flow for entire basin (cfs)	Width for area under curves (%)	Allowable load to meet standard (MPN/day)	Area under TMDL curve (MPN/day)
2/11/92	1110	25.700	59.94283132	0.00	2,933,093,657,893	0
12/24/92	1110	25.700	59.94283132	0.00	2,933,093,657,893	0
3/29/97	1110	25.700	59.94283132	0.00	2,933,093,657,893	0
2/24/02	1110	25.700	59.94283132	0.00	2,933,093,657,893	0
3/10/03	1110	25.700	59.94283132	0.00	2,933,093,657,893	0
1/12/07	1110	25.700	59.94283132	0.20	2,933,093,657,893	5,866,187,316
2/16/83	1120	25.500	60.48285683	0.00	2,959,517,925,082	0
3/30/83	1120	25.500	60.48285683	0.00	2,959,517,925,082	0
12/29/83	1120	25.500	60.48285683	0.00	2,959,517,925,082	0
1/5/88	1120	25.500	60.48285683	0.00	2,959,517,925,082	0
3/23/88	1120	25.500	60.48285683	0.00	2,959,517,925,082	0
4/4/89	1120	25.500	60.48285683	0.00	2,959,517,925,082	0
1/19/90	1120	25.500	60.48285683	0.00	2,959,517,925,082	0
2/21/90	1120	25.500	60.48285683	0.00	2,959,517,925,082	0
1/4/96	1120	25.500	60.48285683	0.00	2,959,517,925,082	0
1/10/96	1120	25.500	60.48285683	0.00	2,959,517,925,082	0
2/12/97	1120	25.500	60.48285683	0.00	2,959,517,925,082	0
3/8/97	1120	25.500	60.48285683	0.00	2,959,517,925,082	0
2/6/02	1120	25.500	60.48285683	0.00	2,959,517,925,082	0
1/3/05	1120	25.500	60.48285683	0.00	2,959,517,925,082	0
1/20/07	1120	25.500	60.48285683	0.30	2,959,517,925,082	8,878,553,775
2/16/80	1130	25.200	61.02288234	0.00	2,985,942,192,270	0
4/12/80	1130	25.200	61.02288234	0.00	2,985,942,192,270	0
2/8/85	1130	25.200	61.02288234	0.00	2,985,942,192,270	0
1/17/87	1130	25.200	61.02288234	0.00	2,985,942,192,270	0
2/2/88	1130	25.200	61.02288234	0.00	2,985,942,192,270	0
2/4/88	1130	25.200	61.02288234	0.00	2,985,942,192,270	0
3/30/88	1130	25.200	61.02288234	0.00	2,985,942,192,270	0
12/25/90	1130	25.200	61.02288234	0.00	2,985,942,192,270	0
12/21/91	1130	25.200	61.02288234	0.00	2,985,942,192,270	0
1/26/92	1130	25.200	61.02288234	0.00	2,985,942,192,270	0
2/11/94	1130	25.200	61.02288234	0.00	2,985,942,192,270	0
12/19/94	1130	25.200	61.02288234	0.00	2,985,942,192,270	0
2/26/98	1130	25.200	61.02288234	0.00	2,985,942,192,270	0
3/28/99	1130	25.200	61.02288234	0.00	2,985,942,192,270	0
1/25/02	1130	25.200	61.02288234	0.00	2,985,942,192,270	0
3/2/03	1130	25.200	61.02288234	0.00	2,985,942,192,270	0
11/22/04	1130	25.200	61.02288234	0.00	2,985,942,192,270	0
12/22/04	1130	25.200	61.02288234	0.30	2,985,942,192,270	8,957,826,577
1/19/84	1140	24.900	61.56290784	0.00	3,012,366,459,458	0
4/22/91	1140	24.900	61.56290784	0.00	3,012,366,459,458	0
3/21/95	1140	24.900	61.56290784	0.00	3,012,366,459,458	0
3/27/99	1140	24.900	61.56290784	0.00	3,012,366,459,458	0
11/21/00	1140	24.900	61.56290784	0.00	3,012,366,459,458	0

FINAL—Whiskey Chitto Creek (Subsegment 030501) Fecal Coliform Bacteria TMDL  
 Origination Date: October 5, 2010

Date	Observed flow (cfs)	Percent exceedance for observed flow	Adjusted flow for entire basin (cfs)	Width for area under curves (%)	Allowable load to meet standard (MPN/day)	Area under TMDL curve (MPN/day)
2/5/08	1140	24.900	61.56290784	0.10	3,012,366,459,458	3,012,366,459
4/18/83	1150	24.800	62.10293335	0.00	3,038,790,726,646	0
12/18/83	1150	24.800	62.10293335	0.00	3,038,790,726,646	0
3/6/87	1150	24.800	62.10293335	0.00	3,038,790,726,646	0
3/4/90	1150	24.800	62.10293335	0.00	3,038,790,726,646	0
2/20/97	1150	24.800	62.10293335	0.00	3,038,790,726,646	0
12/21/02	1150	24.800	62.10293335	0.00	3,038,790,726,646	0
3/9/03	1150	24.800	62.10293335	0.20	3,038,790,726,646	6,077,581,453
1/28/85	1160	24.600	62.64295886	0.00	3,065,214,993,835	0
1/5/89	1160	24.600	62.64295886	0.00	3,065,214,993,835	0
2/17/90	1160	24.600	62.64295886	0.00	3,065,214,993,835	0
3/13/92	1160	24.600	62.64295886	0.00	3,065,214,993,835	0
3/14/94	1160	24.600	62.64295886	0.00	3,065,214,993,835	0
3/18/97	1160	24.600	62.64295886	0.00	3,065,214,993,835	0
4/8/97	1160	24.600	62.64295886	0.00	3,065,214,993,835	0
2/14/06	1160	24.600	62.64295886	0.00	3,065,214,993,835	0
3/13/06	1160	24.600	62.64295886	0.00	3,065,214,993,835	0
2/15/09	1160	24.600	62.64295886	0.10	3,065,214,993,835	3,065,214,994
2/25/83	1170	24.500	63.18298437	0.00	3,091,639,261,023	0
12/19/83	1170	24.500	63.18298437	0.00	3,091,639,261,023	0
1/14/84	1170	24.500	63.18298437	0.00	3,091,639,261,023	0
12/1/86	1170	24.500	63.18298437	0.00	3,091,639,261,023	0
2/7/90	1170	24.500	63.18298437	0.00	3,091,639,261,023	0
11/16/93	1170	24.500	63.18298437	0.00	3,091,639,261,023	0
1/30/96	1170	24.500	63.18298437	0.00	3,091,639,261,023	0
4/2/99	1170	24.500	63.18298437	0.00	3,091,639,261,023	0
1/27/02	1170	24.500	63.18298437	0.00	3,091,639,261,023	0
3/6/03	1170	24.500	63.18298437	0.00	3,091,639,261,023	0
11/2/04	1170	24.500	63.18298437	0.20	3,091,639,261,023	6,183,278,522
2/19/92	1180	24.300	63.72300987	0.00	3,118,063,528,211	0
1/22/95	1180	24.300	63.72300987	0.00	3,118,063,528,211	0
2/11/97	1180	24.300	63.72300987	0.00	3,118,063,528,211	0
2/14/98	1180	24.300	63.72300987	0.00	3,118,063,528,211	0
2/2/02	1180	24.300	63.72300987	0.00	3,118,063,528,211	0
2/17/03	1180	24.300	63.72300987	0.00	3,118,063,528,211	0
2/20/04	1180	24.300	63.72300987	0.00	3,118,063,528,211	0
2/4/06	1180	24.300	63.72300987	0.00	3,118,063,528,211	0
1/29/08	1180	24.300	63.72300987	0.00	3,118,063,528,211	0
2/17/09	1180	24.300	63.72300987	0.20	3,118,063,528,211	6,236,127,056
12/10/84	1190	24.100	64.26303538	0.00	3,144,487,795,399	0
12/20/87	1190	24.100	64.26303538	0.00	3,144,487,795,399	0
1/7/88	1190	24.100	64.26303538	0.00	3,144,487,795,399	0
2/20/90	1190	24.100	64.26303538	0.00	3,144,487,795,399	0
1/9/91	1190	24.100	64.26303538	0.00	3,144,487,795,399	0

FINAL—Whiskey Chitto Creek (Subsegment 030501) Fecal Coliform Bacteria TMDL  
 Origination Date: October 5, 2010

Date	Observed flow (cfs)	Percent exceedance for observed flow	Adjusted flow for entire basin (cfs)	Width for area under curves (%)	Allowable load to meet standard (MPN/day)	Area under TMDL curve (MPN/day)
2/28/91	1190	24.100	64.26303538	0.00	3,144,487,795,399	0
2/2/92	1190	24.100	64.26303538	0.00	3,144,487,795,399	0
1/19/93	1190	24.100	64.26303538	0.00	3,144,487,795,399	0
3/3/95	1190	24.100	64.26303538	0.00	3,144,487,795,399	0
4/18/95	1190	24.100	64.26303538	0.00	3,144,487,795,399	0
12/15/00	1190	24.100	64.26303538	0.00	3,144,487,795,399	0
2/25/04	1190	24.100	64.26303538	0.30	3,144,487,795,399	9,433,463,386
1/11/80	1200	23.800	64.80306089	0.00	3,170,912,062,587	0
3/25/80	1200	23.800	64.80306089	0.00	3,170,912,062,587	0
12/12/82	1200	23.800	64.80306089	0.00	3,170,912,062,587	0
3/8/88	1200	23.800	64.80306089	0.00	3,170,912,062,587	0
3/6/89	1200	23.800	64.80306089	0.00	3,170,912,062,587	0
12/8/91	1200	23.800	64.80306089	0.00	3,170,912,062,587	0
2/13/92	1200	23.800	64.80306089	0.00	3,170,912,062,587	0
4/19/92	1200	23.800	64.80306089	0.00	3,170,912,062,587	0
12/25/92	1200	23.800	64.80306089	0.00	3,170,912,062,587	0
1/26/93	1200	23.800	64.80306089	0.00	3,170,912,062,587	0
3/2/95	1200	23.800	64.80306089	0.00	3,170,912,062,587	0
1/11/99	1200	23.800	64.80306089	0.00	3,170,912,062,587	0
2/9/03	1200	23.800	64.80306089	0.00	3,170,912,062,587	0
4/6/07	1200	23.800	64.80306089	0.20	3,170,912,062,587	6,341,824,125
3/5/81	1210	23.600	65.3430864	0.00	3,197,336,329,776	0
1/7/83	1210	23.600	65.3430864	0.00	3,197,336,329,776	0
1/13/83	1210	23.600	65.3430864	0.00	3,197,336,329,776	0
2/26/83	1210	23.600	65.3430864	0.00	3,197,336,329,776	0
12/2/85	1210	23.600	65.3430864	0.00	3,197,336,329,776	0
2/9/86	1210	23.600	65.3430864	0.00	3,197,336,329,776	0
4/9/91	1210	23.600	65.3430864	0.00	3,197,336,329,776	0
4/28/91	1210	23.600	65.3430864	0.00	3,197,336,329,776	0
2/28/92	1210	23.600	65.3430864	0.00	3,197,336,329,776	0
2/5/94	1210	23.600	65.3430864	0.00	3,197,336,329,776	0
2/2/96	1210	23.600	65.3430864	0.00	3,197,336,329,776	0
12/11/98	1210	23.600	65.3430864	0.00	3,197,336,329,776	0
2/22/02	1210	23.600	65.3430864	0.00	3,197,336,329,776	0
11/12/02	1210	23.600	65.3430864	0.00	3,197,336,329,776	0
12/11/02	1210	23.600	65.3430864	0.00	3,197,336,329,776	0
12/12/02	1210	23.600	65.3430864	0.00	3,197,336,329,776	0
12/25/02	1210	23.600	65.3430864	0.00	3,197,336,329,776	0
3/7/03	1210	23.600	65.3430864	0.40	3,197,336,329,776	12,789,345,319
4/10/83	1220	23.200	65.8831119	0.00	3,223,760,596,964	0
2/24/84	1220	23.200	65.8831119	0.00	3,223,760,596,964	0
2/5/85	1220	23.200	65.8831119	0.00	3,223,760,596,964	0
12/25/91	1220	23.200	65.8831119	0.00	3,223,760,596,964	0
2/2/97	1220	23.200	65.8831119	0.00	3,223,760,596,964	0



FINAL—Whiskey Chitto Creek (Subsegment 030501) Fecal Coliform Bacteria TMDL  
 Origination Date: October 5, 2010

Date	Observed flow (cfs)	Percent exceedance for observed flow	Adjusted flow for entire basin (cfs)	Width for area under curves (%)	Allowable load to meet standard (MPN/day)	Area under TMDL curve (MPN/day)
3/7/97	1220	23.200	65.8831119	0.00	3,223,760,596,964	0
12/2/04	1220	23.200	65.8831119	0.10	3,223,760,596,964	3,223,760,597
12/5/83	1230	23.100	66.42313741	0.00	3,250,184,864,152	0
12/30/83	1230	23.100	66.42313741	0.00	3,250,184,864,152	0
11/23/84	1230	23.100	66.42313741	0.00	3,250,184,864,152	0
3/7/85	1230	23.100	66.42313741	0.00	3,250,184,864,152	0
12/22/90	1230	23.100	66.42313741	0.00	3,250,184,864,152	0
11/20/93	1230	23.100	66.42313741	0.00	3,250,184,864,152	0
12/11/93	1230	23.100	66.42313741	0.00	3,250,184,864,152	0
2/8/94	1230	23.100	66.42313741	0.00	3,250,184,864,152	0
12/20/96	1230	23.100	66.42313741	0.00	3,250,184,864,152	0
11/28/03	1230	23.100	66.42313741	0.20	3,250,184,864,152	6,500,369,728
4/3/90	1240	22.900	66.96316292	0.00	3,276,609,131,340	0
12/24/91	1240	22.900	66.96316292	0.00	3,276,609,131,340	0
2/28/93	1240	22.900	66.96316292	0.00	3,276,609,131,340	0
11/5/95	1240	22.900	66.96316292	0.00	3,276,609,131,340	0
4/7/97	1240	22.900	66.96316292	0.00	3,276,609,131,340	0
3/16/03	1240	22.900	66.96316292	0.00	3,276,609,131,340	0
2/5/04	1240	22.900	66.96316292	0.00	3,276,609,131,340	0
2/24/05	1240	22.900	66.96316292	0.00	3,276,609,131,340	0
1/19/07	1240	22.900	66.96316292	0.00	3,276,609,131,340	0
1/31/07	1240	22.900	66.96316292	0.00	3,276,609,131,340	0
3/11/08	1240	22.900	66.96316292	0.00	3,276,609,131,340	0
12/29/08	1240	22.900	66.96316292	0.20	3,276,609,131,340	6,553,218,263
1/24/87	1250	22.700	67.50318843	0.00	3,303,033,398,529	0
1/11/89	1250	22.700	67.50318843	0.00	3,303,033,398,529	0
1/27/92	1250	22.700	67.50318843	0.00	3,303,033,398,529	0
3/15/93	1250	22.700	67.50318843	0.00	3,303,033,398,529	0
4/15/94	1250	22.700	67.50318843	0.00	3,303,033,398,529	0
11/20/00	1250	22.700	67.50318843	0.00	3,303,033,398,529	0
3/8/03	1250	22.700	67.50318843	0.00	3,303,033,398,529	0
2/13/06	1250	22.700	67.50318843	0.00	3,303,033,398,529	0
2/13/07	1250	22.700	67.50318843	0.00	3,303,033,398,529	0
12/30/08	1250	22.700	67.50318843	0.20	3,303,033,398,529	6,606,066,797
12/10/83	1260	22.500	68.04321393	0.00	3,329,457,665,717	0
2/21/87	1260	22.500	68.04321393	0.00	3,329,457,665,717	0
1/11/88	1260	22.500	68.04321393	0.00	3,329,457,665,717	0
12/12/92	1260	22.500	68.04321393	0.00	3,329,457,665,717	0
11/3/95	1260	22.500	68.04321393	0.00	3,329,457,665,717	0
3/12/98	1260	22.500	68.04321393	0.00	3,329,457,665,717	0
3/12/99	1260	22.500	68.04321393	0.10	3,329,457,665,717	3,329,457,666
4/18/82	1270	22.400	68.58323944	0.00	3,355,881,932,905	0
3/21/85	1270	22.400	68.58323944	0.00	3,355,881,932,905	0
4/29/95	1270	22.400	68.58323944	0.00	3,355,881,932,905	0

FINAL—Whiskey Chitto Creek (Subsegment 030501) Fecal Coliform Bacteria TMDL  
 Origination Date: October 5, 2010

Date	Observed flow (cfs)	Percent exceedance for observed flow	Adjusted flow for entire basin (cfs)	Width for area under curves (%)	Allowable load to meet standard (MPN/day)	Area under TMDL curve (MPN/day)
3/19/97	1270	22.400	68.58323944	0.00	3,355,881,932,905	0
3/14/08	1270	22.400	68.58323944	0.10	3,355,881,932,905	3,355,881,933
4/21/80	1280	22.300	69.12326495	0.00	3,382,306,200,093	0
12/9/82	1280	22.300	69.12326495	0.00	3,382,306,200,093	0
4/7/84	1280	22.300	69.12326495	0.00	3,382,306,200,093	0
2/3/88	1280	22.300	69.12326495	0.00	3,382,306,200,093	0
1/11/90	1280	22.300	69.12326495	0.00	3,382,306,200,093	0
3/1/91	1280	22.300	69.12326495	0.00	3,382,306,200,093	0
11/20/91	1280	22.300	69.12326495	0.00	3,382,306,200,093	0
12/18/98	1280	22.300	69.12326495	0.00	3,382,306,200,093	0
2/16/03	1280	22.300	69.12326495	0.20	3,382,306,200,093	6,764,612,400
11/30/85	1290	22.100	69.66329046	0.00	3,408,730,467,282	0
1/10/89	1290	22.100	69.66329046	0.00	3,408,730,467,282	0
2/27/92	1290	22.100	69.66329046	0.00	3,408,730,467,282	0
4/21/92	1290	22.100	69.66329046	0.00	3,408,730,467,282	0
2/5/99	1290	22.100	69.66329046	0.00	3,408,730,467,282	0
3/13/01	1290	22.100	69.66329046	0.00	3,408,730,467,282	0
1/10/05	1290	22.100	69.66329046	0.10	3,408,730,467,282	3,408,730,467
11/6/85	1300	22.000	70.20331596	0.00	3,435,154,734,470	0
1/7/87	1300	22.000	70.20331596	0.00	3,435,154,734,470	0
1/18/88	1300	22.000	70.20331596	0.00	3,435,154,734,470	0
1/30/03	1300	22.000	70.20331596	0.00	3,435,154,734,470	0
1/17/05	1300	22.000	70.20331596	0.00	3,435,154,734,470	0
2/26/08	1300	22.000	70.20331596	0.00	3,435,154,734,470	0
3/19/09	1300	22.000	70.20331596	0.10	3,435,154,734,470	3,435,154,734
1/4/87	1310	21.900	70.74334147	0.00	3,461,579,001,658	0
12/20/91	1310	21.900	70.74334147	0.00	3,461,579,001,658	0
3/12/92	1310	21.900	70.74334147	0.00	3,461,579,001,658	0
12/11/92	1310	21.900	70.74334147	0.00	3,461,579,001,658	0
3/8/93	1310	21.900	70.74334147	0.00	3,461,579,001,658	0
2/4/96	1310	21.900	70.74334147	0.00	3,461,579,001,658	0
3/6/02	1310	21.900	70.74334147	0.20	3,461,579,001,658	6,923,158,003
4/6/80	1320	21.700	71.28336698	0.00	3,488,003,268,846	0
1/8/83	1320	21.700	71.28336698	0.00	3,488,003,268,846	0
4/29/91	1320	21.700	71.28336698	0.00	3,488,003,268,846	0
3/6/95	1320	21.700	71.28336698	0.00	3,488,003,268,846	0
4/17/96	1320	21.700	71.28336698	0.00	3,488,003,268,846	0
1/30/01	1320	21.700	71.28336698	0.00	3,488,003,268,846	0
3/11/01	1320	21.700	71.28336698	0.00	3,488,003,268,846	0
12/23/04	1320	21.700	71.28336698	0.00	3,488,003,268,846	0
3/12/06	1320	21.700	71.28336698	0.00	3,488,003,268,846	0
1/16/07	1320	21.700	71.28336698	0.10	3,488,003,268,846	3,488,003,269
2/9/90	1330	21.600	71.82339249	0.00	3,514,427,536,034	0
12/24/90	1330	21.600	71.82339249	0.00	3,514,427,536,034	0

FINAL—Whiskey Chitto Creek (Subsegment 030501) Fecal Coliform Bacteria TMDL  
 Origination Date: October 5, 2010

Date	Observed flow (cfs)	Percent exceedance for observed flow	Adjusted flow for entire basin (cfs)	Width for area under curves (%)	Allowable load to meet standard (MPN/day)	Area under TMDL curve (MPN/day)
4/27/97	1330	21.600	71.82339249	0.00	3,514,427,536,034	0
3/2/98	1330	21.600	71.82339249	0.00	3,514,427,536,034	0
3/18/99	1330	21.600	71.82339249	0.00	3,514,427,536,034	0
3/18/01	1330	21.600	71.82339249	0.00	3,514,427,536,034	0
2/9/04	1330	21.600	71.82339249	0.20	3,514,427,536,034	7,028,855,072
3/26/80	1340	21.400	72.36341799	0.00	3,540,851,803,223	0
3/9/81	1340	21.400	72.36341799	0.00	3,540,851,803,223	0
4/15/83	1340	21.400	72.36341799	0.00	3,540,851,803,223	0
1/24/84	1340	21.400	72.36341799	0.00	3,540,851,803,223	0
4/5/84	1340	21.400	72.36341799	0.00	3,540,851,803,223	0
3/30/85	1340	21.400	72.36341799	0.00	3,540,851,803,223	0
3/14/88	1340	21.400	72.36341799	0.00	3,540,851,803,223	0
3/3/89	1340	21.400	72.36341799	0.00	3,540,851,803,223	0
2/13/90	1340	21.400	72.36341799	0.00	3,540,851,803,223	0
3/20/95	1340	21.400	72.36341799	0.00	3,540,851,803,223	0
3/28/97	1340	21.400	72.36341799	0.00	3,540,851,803,223	0
12/13/04	1340	21.400	72.36341799	0.00	3,540,851,803,223	0
2/19/05	1340	21.400	72.36341799	0.20	3,540,851,803,223	7,081,703,606
1/18/84	1350	21.200	72.9034435	0.00	3,567,276,070,411	0
12/1/87	1350	21.200	72.9034435	0.00	3,567,276,070,411	0
2/23/92	1350	21.200	72.9034435	0.00	3,567,276,070,411	0
2/13/94	1350	21.200	72.9034435	0.00	3,567,276,070,411	0
3/4/94	1350	21.200	72.9034435	0.00	3,567,276,070,411	0
1/19/95	1350	21.200	72.9034435	0.00	3,567,276,070,411	0
1/25/95	1350	21.200	72.9034435	0.00	3,567,276,070,411	0
12/23/97	1350	21.200	72.9034435	0.00	3,567,276,070,411	0
1/26/02	1350	21.200	72.9034435	0.00	3,567,276,070,411	0
1/25/08	1350	21.200	72.9034435	0.20	3,567,276,070,411	7,134,552,141
11/5/84	1360	21.000	73.44346901	0.00	3,593,700,337,599	0
3/29/85	1360	21.000	73.44346901	0.00	3,593,700,337,599	0
1/24/91	1360	21.000	73.44346901	0.00	3,593,700,337,599	0
4/22/92	1360	21.000	73.44346901	0.00	3,593,700,337,599	0
1/20/95	1360	21.000	73.44346901	0.00	3,593,700,337,599	0
1/21/95	1360	21.000	73.44346901	0.00	3,593,700,337,599	0
3/6/97	1360	21.000	73.44346901	0.00	3,593,700,337,599	0
4/2/01	1360	21.000	73.44346901	0.00	3,593,700,337,599	0
2/23/02	1360	21.000	73.44346901	0.00	3,593,700,337,599	0
1/1/04	1360	21.000	73.44346901	0.20	3,593,700,337,599	7,187,400,675
12/23/90	1370	20.800	73.98349452	0.00	3,620,124,604,787	0
1/13/93	1370	20.800	73.98349452	0.00	3,620,124,604,787	0
2/3/94	1370	20.800	73.98349452	0.00	3,620,124,604,787	0
12/17/94	1370	20.800	73.98349452	0.00	3,620,124,604,787	0
2/19/97	1370	20.800	73.98349452	0.10	3,620,124,604,787	3,620,124,605
2/18/87	1380	20.700	74.52352002	0.00	3,646,548,871,976	0

FINAL—Whiskey Chitto Creek (Subsegment 030501) Fecal Coliform Bacteria TMDL  
 Origination Date: October 5, 2010

Date	Observed flow (cfs)	Percent exceedance for observed flow	Adjusted flow for entire basin (cfs)	Width for area under curves (%)	Allowable load to meet standard (MPN/day)	Area under TMDL curve (MPN/day)
1/23/89	1380	20.700	74.52352002	0.00	3,646,548,871,976	0
1/22/94	1380	20.700	74.52352002	0.00	3,646,548,871,976	0
2/12/94	1380	20.700	74.52352002	0.00	3,646,548,871,976	0
4/10/99	1380	20.700	74.52352002	0.00	3,646,548,871,976	0
12/21/01	1380	20.700	74.52352002	0.10	3,646,548,871,976	3,646,548,872
2/21/82	1390	20.600	75.06354553	0.00	3,672,973,139,164	0
11/21/82	1390	20.600	75.06354553	0.00	3,672,973,139,164	0
2/15/83	1390	20.600	75.06354553	0.00	3,672,973,139,164	0
12/25/83	1390	20.600	75.06354553	0.00	3,672,973,139,164	0
11/4/84	1390	20.600	75.06354553	0.00	3,672,973,139,164	0
2/8/88	1390	20.600	75.06354553	0.00	3,672,973,139,164	0
2/6/91	1390	20.600	75.06354553	0.00	3,672,973,139,164	0
2/26/94	1390	20.600	75.06354553	0.00	3,672,973,139,164	0
2/2/95	1390	20.600	75.06354553	0.00	3,672,973,139,164	0
3/21/97	1390	20.600	75.06354553	0.00	3,672,973,139,164	0
1/27/98	1390	20.600	75.06354553	0.00	3,672,973,139,164	0
12/23/01	1390	20.600	75.06354553	0.00	3,672,973,139,164	0
12/27/02	1390	20.600	75.06354553	0.00	3,672,973,139,164	0
11/29/03	1390	20.600	75.06354553	0.00	3,672,973,139,164	0
1/25/07	1390	20.600	75.06354553	0.00	3,672,973,139,164	0
2/2/07	1390	20.600	75.06354553	0.00	3,672,973,139,164	0
2/4/07	1390	20.600	75.06354553	0.00	3,672,973,139,164	0
2/17/07	1390	20.600	75.06354553	0.30	3,672,973,139,164	11,018,919,417
4/27/82	1400	20.300	75.60357104	0.00	3,699,397,406,352	0
3/10/83	1400	20.300	75.60357104	0.00	3,699,397,406,352	0
1/5/90	1400	20.300	75.60357104	0.00	3,699,397,406,352	0
3/22/92	1400	20.300	75.60357104	0.00	3,699,397,406,352	0
12/1/04	1400	20.300	75.60357104	0.00	3,699,397,406,352	0
4/5/07	1400	20.300	75.60357104	0.10	3,699,397,406,352	3,699,397,406
1/16/84	1410	20.200	76.14359654	0.00	3,725,821,673,540	0
3/10/84	1410	20.200	76.14359654	0.00	3,725,821,673,540	0
3/21/89	1410	20.200	76.14359654	0.00	3,725,821,673,540	0
12/17/92	1410	20.200	76.14359654	0.00	3,725,821,673,540	0
11/4/95	1410	20.200	76.14359654	0.00	3,725,821,673,540	0
1/28/97	1410	20.200	76.14359654	0.00	3,725,821,673,540	0
4/14/00	1410	20.200	76.14359654	0.00	3,725,821,673,540	0
3/1/03	1410	20.200	76.14359654	0.20	3,725,821,673,540	7,451,643,347
12/17/83	1420	20.000	76.68362205	0.00	3,752,245,940,729	0
2/26/90	1420	20.000	76.68362205	0.00	3,752,245,940,729	0
2/8/91	1420	20.000	76.68362205	0.00	3,752,245,940,729	0
1/25/92	1420	20.000	76.68362205	0.00	3,752,245,940,729	0
4/8/92	1420	20.000	76.68362205	0.00	3,752,245,940,729	0
4/9/92	1420	20.000	76.68362205	0.00	3,752,245,940,729	0
11/22/92	1420	20.000	76.68362205	0.00	3,752,245,940,729	0

FINAL—Whiskey Chitto Creek (Subsegment 030501) Fecal Coliform Bacteria TMDL  
 Origination Date: October 5, 2010

Date	Observed flow (cfs)	Percent exceedance for observed flow	Adjusted flow for entire basin (cfs)	Width for area under curves (%)	Allowable load to meet standard (MPN/day)	Area under TMDL curve (MPN/day)
12/21/92	1420	20.000	76.68362205	0.00	3,752,245,940,729	0
4/18/93	1420	20.000	76.68362205	0.00	3,752,245,940,729	0
4/21/95	1420	20.000	76.68362205	0.00	3,752,245,940,729	0
4/1/99	1420	20.000	76.68362205	0.00	3,752,245,940,729	0
2/8/03	1420	20.000	76.68362205	0.00	3,752,245,940,729	0
2/28/04	1420	20.000	76.68362205	0.20	3,752,245,940,729	7,504,491,881
3/19/80	1430	19.800	77.22364756	0.00	3,778,670,207,917	0
4/12/84	1430	19.800	77.22364756	0.00	3,778,670,207,917	0
12/27/88	1430	19.800	77.22364756	0.00	3,778,670,207,917	0
12/28/88	1430	19.800	77.22364756	0.00	3,778,670,207,917	0
1/1/96	1430	19.800	77.22364756	0.00	3,778,670,207,917	0
12/24/04	1430	19.800	77.22364756	0.00	3,778,670,207,917	0
2/4/08	1430	19.800	77.22364756	0.00	3,778,670,207,917	0
2/16/09	1430	19.800	77.22364756	0.00	3,778,670,207,917	0
3/27/09	1430	19.800	77.22364756	0.20	3,778,670,207,917	7,557,340,416
12/14/82	1440	19.600	77.76367307	0.00	3,805,094,475,105	0
1/19/88	1440	19.600	77.76367307	0.00	3,805,094,475,105	0
2/27/91	1440	19.600	77.76367307	0.00	3,805,094,475,105	0
3/21/93	1440	19.600	77.76367307	0.00	3,805,094,475,105	0
2/21/97	1440	19.600	77.76367307	0.00	3,805,094,475,105	0
1/19/98	1440	19.600	77.76367307	0.00	3,805,094,475,105	0
1/24/01	1440	19.600	77.76367307	0.00	3,805,094,475,105	0
2/26/04	1440	19.600	77.76367307	0.10	3,805,094,475,105	3,805,094,475
2/11/84	1450	19.500	78.30369857	0.00	3,831,518,742,293	0
3/7/91	1450	19.500	78.30369857	0.00	3,831,518,742,293	0
2/4/97	1450	19.500	78.30369857	0.00	3,831,518,742,293	0
1/9/05	1450	19.500	78.30369857	0.10	3,831,518,742,293	3,831,518,742
4/20/82	1460	19.400	78.84372408	0.00	3,857,943,009,481	0
2/3/90	1460	19.400	78.84372408	0.00	3,857,943,009,481	0
3/14/93	1460	19.400	78.84372408	0.00	3,857,943,009,481	0
2/3/96	1460	19.400	78.84372408	0.00	3,857,943,009,481	0
12/26/02	1460	19.400	78.84372408	0.00	3,857,943,009,481	0
1/25/04	1460	19.400	78.84372408	0.00	3,857,943,009,481	0
2/6/04	1460	19.400	78.84372408	0.00	3,857,943,009,481	0
2/19/04	1460	19.400	78.84372408	0.20	3,857,943,009,481	7,715,886,019
1/4/88	1470	19.200	79.38374959	0.00	3,884,367,276,670	0
2/20/91	1470	19.200	79.38374959	0.00	3,884,367,276,670	0
11/25/92	1470	19.200	79.38374959	0.00	3,884,367,276,670	0
1/8/99	1470	19.200	79.38374959	0.00	3,884,367,276,670	0
3/3/01	1470	19.200	79.38374959	0.00	3,884,367,276,670	0
12/17/02	1470	19.200	79.38374959	0.00	3,884,367,276,670	0
4/2/07	1470	19.200	79.38374959	0.10	3,884,367,276,670	3,884,367,277
12/2/84	1480	19.100	79.9237751	0.00	3,910,791,543,858	0
3/20/90	1480	19.100	79.9237751	0.00	3,910,791,543,858	0

FINAL—Whiskey Chitto Creek (Subsegment 030501) Fecal Coliform Bacteria TMDL  
 Origination Date: October 5, 2010

Date	Observed flow (cfs)	Percent exceedance for observed flow	Adjusted flow for entire basin (cfs)	Width for area under curves (%)	Allowable load to meet standard (MPN/day)	Area under TMDL curve (MPN/day)
1/27/91	1480	19.100	79.9237751	0.00	3,910,791,543,858	0
1/17/92	1480	19.100	79.9237751	0.00	3,910,791,543,858	0
12/18/94	1480	19.100	79.9237751	0.00	3,910,791,543,858	0
1/9/99	1480	19.100	79.9237751	0.00	3,910,791,543,858	0
12/5/01	1480	19.100	79.9237751	0.10	3,910,791,543,858	3,910,791,544
12/18/85	1490	19.000	80.4638006	0.00	3,937,215,811,046	0
12/26/87	1490	19.000	80.4638006	0.00	3,937,215,811,046	0
2/18/92	1490	19.000	80.4638006	0.00	3,937,215,811,046	0
3/18/93	1490	19.000	80.4638006	0.00	3,937,215,811,046	0
4/17/95	1490	19.000	80.4638006	0.00	3,937,215,811,046	0
12/29/97	1490	19.000	80.4638006	0.00	3,937,215,811,046	0
2/9/02	1490	19.000	80.4638006	0.00	3,937,215,811,046	0
3/29/02	1490	19.000	80.4638006	0.00	3,937,215,811,046	0
2/7/03	1490	19.000	80.4638006	0.20	3,937,215,811,046	7,874,431,622
2/7/91	1500	18.800	81.00382611	0.00	3,963,640,078,234	0
3/11/92	1500	18.800	81.00382611	0.00	3,963,640,078,234	0
11/24/92	1500	18.800	81.00382611	0.00	3,963,640,078,234	0
4/15/00	1500	18.800	81.00382611	0.00	3,963,640,078,234	0
1/28/08	1500	18.800	81.00382611	0.00	3,963,640,078,234	0
3/15/09	1500	18.800	81.00382611	0.00	3,963,640,078,234	0
4/1/09	1500	18.800	81.00382611	0.10	3,963,640,078,234	3,963,640,078
1/10/84	1510	18.700	81.54385162	0.00	3,990,064,345,423	0
1/17/84	1510	18.700	81.54385162	0.00	3,990,064,345,423	0
2/23/84	1510	18.700	81.54385162	0.00	3,990,064,345,423	0
2/26/92	1510	18.700	81.54385162	0.00	3,990,064,345,423	0
2/27/93	1510	18.700	81.54385162	0.00	3,990,064,345,423	0
3/20/93	1510	18.700	81.54385162	0.00	3,990,064,345,423	0
3/20/97	1510	18.700	81.54385162	0.00	3,990,064,345,423	0
1/10/99	1510	18.700	81.54385162	0.00	3,990,064,345,423	0
3/7/01	1510	18.700	81.54385162	0.00	3,990,064,345,423	0
2/28/03	1510	18.700	81.54385162	0.20	3,990,064,345,423	7,980,128,691
2/15/80	1520	18.500	82.08387713	0.00	4,016,488,612,611	0
4/19/82	1520	18.500	82.08387713	0.00	4,016,488,612,611	0
3/24/85	1520	18.500	82.08387713	0.00	4,016,488,612,611	0
12/16/86	1520	18.500	82.08387713	0.00	4,016,488,612,611	0
2/17/87	1520	18.500	82.08387713	0.00	4,016,488,612,611	0
2/4/90	1520	18.500	82.08387713	0.00	4,016,488,612,611	0
11/4/91	1520	18.500	82.08387713	0.00	4,016,488,612,611	0
12/10/91	1520	18.500	82.08387713	0.00	4,016,488,612,611	0
12/25/04	1520	18.500	82.08387713	0.20	4,016,488,612,611	8,032,977,225
12/6/83	1530	18.300	82.62390263	0.00	4,042,912,879,799	0
2/8/86	1530	18.300	82.62390263	0.00	4,042,912,879,799	0
12/7/87	1530	18.300	82.62390263	0.00	4,042,912,879,799	0
4/14/94	1530	18.300	82.62390263	0.00	4,042,912,879,799	0

FINAL—Whiskey Chitto Creek (Subsegment 030501) Fecal Coliform Bacteria TMDL  
 Origination Date: October 5, 2010

Date	Observed flow (cfs)	Percent exceedance for observed flow	Adjusted flow for entire basin (cfs)	Width for area under curves (%)	Allowable load to meet standard (MPN/day)	Area under TMDL curve (MPN/day)
1/24/95	1530	18.300	82.62390263	0.00	4,042,912,879,799	0
2/25/98	1530	18.300	82.62390263	0.00	4,042,912,879,799	0
12/13/02	1530	18.300	82.62390263	0.00	4,042,912,879,799	0
2/5/05	1530	18.300	82.62390263	0.00	4,042,912,879,799	0
12/30/06	1530	18.300	82.62390263	0.00	4,042,912,879,799	0
1/28/07	1530	18.300	82.62390263	0.00	4,042,912,879,799	0
1/26/08	1530	18.300	82.62390263	0.20	4,042,912,879,799	8,085,825,760
1/28/84	1540	18.100	83.16392814	0.00	4,069,337,146,987	0
3/6/85	1540	18.100	83.16392814	0.00	4,069,337,146,987	0
3/22/85	1540	18.100	83.16392814	0.00	4,069,337,146,987	0
1/11/92	1540	18.100	83.16392814	0.00	4,069,337,146,987	0
2/1/01	1540	18.100	83.16392814	0.10	4,069,337,146,987	4,069,337,147
12/13/82	1550	18.000	83.70395365	0.00	4,095,761,414,176	0
12/12/87	1550	18.000	83.70395365	0.00	4,095,761,414,176	0
1/4/89	1550	18.000	83.70395365	0.00	4,095,761,414,176	0
11/21/91	1550	18.000	83.70395365	0.00	4,095,761,414,176	0
3/2/94	1550	18.000	83.70395365	0.00	4,095,761,414,176	0
3/13/97	1550	18.000	83.70395365	0.00	4,095,761,414,176	0
11/11/02	1550	18.000	83.70395365	0.00	4,095,761,414,176	0
1/11/07	1550	18.000	83.70395365	0.10	4,095,761,414,176	4,095,761,414
3/24/80	1560	17.900	84.24397916	0.00	4,122,185,681,364	0
3/7/83	1560	17.900	84.24397916	0.00	4,122,185,681,364	0
3/3/88	1560	17.900	84.24397916	0.00	4,122,185,681,364	0
2/21/89	1560	17.900	84.24397916	0.00	4,122,185,681,364	0
11/23/91	1560	17.900	84.24397916	0.00	4,122,185,681,364	0
2/7/94	1560	17.900	84.24397916	0.00	4,122,185,681,364	0
4/13/94	1560	17.900	84.24397916	0.00	4,122,185,681,364	0
2/9/97	1560	17.900	84.24397916	0.20	4,122,185,681,364	8,244,371,363
3/20/80	1570	17.700	84.78400466	0.00	4,148,609,948,552	0
3/24/83	1570	17.700	84.78400466	0.00	4,148,609,948,552	0
1/29/85	1570	17.700	84.78400466	0.00	4,148,609,948,552	0
1/25/91	1570	17.700	84.78400466	0.00	4,148,609,948,552	0
4/3/91	1570	17.700	84.78400466	0.00	4,148,609,948,552	0
4/1/95	1570	17.700	84.78400466	0.00	4,148,609,948,552	0
2/8/97	1570	17.700	84.78400466	0.00	4,148,609,948,552	0
2/17/98	1570	17.700	84.78400466	0.00	4,148,609,948,552	0
12/28/98	1570	17.700	84.78400466	0.00	4,148,609,948,552	0
1/18/07	1570	17.700	84.78400466	0.00	4,148,609,948,552	0
2/3/07	1570	17.700	84.78400466	0.20	4,148,609,948,552	8,297,219,897
4/20/80	1580	17.500	85.32403017	0.00	4,175,034,215,740	0
1/31/85	1580	17.500	85.32403017	0.00	4,175,034,215,740	0
1/23/88	1580	17.500	85.32403017	0.00	4,175,034,215,740	0
1/12/92	1580	17.500	85.32403017	0.10	4,175,034,215,740	4,175,034,216
4/26/82	1590	17.400	85.86405568	0.00	4,201,458,482,928	0

FINAL—Whiskey Chitto Creek (Subsegment 030501) Fecal Coliform Bacteria TMDL  
 Origination Date: October 5, 2010

Date	Observed flow (cfs)	Percent exceedance for observed flow	Adjusted flow for entire basin (cfs)	Width for area under curves (%)	Allowable load to meet standard (MPN/day)	Area under TMDL curve (MPN/day)
1/6/83	1590	17.400	85.86405568	0.00	4,201,458,482,928	0
11/29/85	1590	17.400	85.86405568	0.00	4,201,458,482,928	0
2/6/90	1590	17.400	85.86405568	0.00	4,201,458,482,928	0
1/8/91	1590	17.400	85.86405568	0.00	4,201,458,482,928	0
11/22/91	1590	17.400	85.86405568	0.00	4,201,458,482,928	0
1/3/96	1590	17.400	85.86405568	0.00	4,201,458,482,928	0
12/31/98	1590	17.400	85.86405568	0.00	4,201,458,482,928	0
1/21/07	1590	17.400	85.86405568	0.10	4,201,458,482,928	4,201,458,483
1/28/80	1600	17.300	86.40408119	0.00	4,227,882,750,117	0
1/24/83	1600	17.300	86.40408119	0.00	4,227,882,750,117	0
4/11/83	1600	17.300	86.40408119	0.00	4,227,882,750,117	0
4/6/84	1600	17.300	86.40408119	0.00	4,227,882,750,117	0
2/7/85	1600	17.300	86.40408119	0.00	4,227,882,750,117	0
3/23/85	1600	17.300	86.40408119	0.00	4,227,882,750,117	0
11/26/87	1600	17.300	86.40408119	0.00	4,227,882,750,117	0
12/27/87	1600	17.300	86.40408119	0.00	4,227,882,750,117	0
3/3/94	1600	17.300	86.40408119	0.00	4,227,882,750,117	0
11/29/00	1600	17.300	86.40408119	0.00	4,227,882,750,117	0
2/28/05	1600	17.300	86.40408119	0.00	4,227,882,750,117	0
4/4/07	1600	17.300	86.40408119	0.20	4,227,882,750,117	8,455,765,500
2/10/97	1610	17.100	86.94410669	0.00	4,254,307,017,305	0
12/11/08	1610	17.100	86.94410669	0.10	4,254,307,017,305	4,254,307,017
12/26/01	1620	17.000	87.4841322	0.00	4,280,731,284,493	0
1/30/07	1620	17.000	87.4841322	0.00	4,280,731,284,493	0
1/27/08	1620	17.000	87.4841322	0.00	4,280,731,284,493	0
3/5/87	1630	17.000	88.02415771	0.00	4,307,155,551,681	0
3/22/87	1630	17.000	88.02415771	0.00	4,307,155,551,681	0
4/21/91	1630	17.000	88.02415771	0.00	4,307,155,551,681	0
2/1/92	1630	17.000	88.02415771	0.00	4,307,155,551,681	0
1/12/93	1630	17.000	88.02415771	0.00	4,307,155,551,681	0
1/7/96	1630	17.000	88.02415771	0.00	4,307,155,551,681	0
12/17/96	1630	17.000	88.02415771	0.00	4,307,155,551,681	0
2/27/04	1630	17.000	88.02415771	0.20	4,307,155,551,681	8,614,311,103
2/7/86	1640	16.800	88.56418322	0.00	4,333,579,818,870	0
2/22/88	1640	16.800	88.56418322	0.00	4,333,579,818,870	0
3/18/88	1640	16.800	88.56418322	0.00	4,333,579,818,870	0
1/29/96	1640	16.800	88.56418322	0.00	4,333,579,818,870	0
1/2/99	1640	16.800	88.56418322	0.00	4,333,579,818,870	0
1/31/01	1640	16.800	88.56418322	0.00	4,333,579,818,870	0
3/15/03	1640	16.800	88.56418322	0.10	4,333,579,818,870	4,333,579,819
1/18/89	1650	16.700	89.10420872	0.00	4,360,004,086,058	0
3/5/97	1650	16.700	89.10420872	0.00	4,360,004,086,058	0
2/19/98	1650	16.700	89.10420872	0.00	4,360,004,086,058	0
2/8/04	1650	16.700	89.10420872	0.00	4,360,004,086,058	0



FINAL—Whiskey Chitto Creek (Subsegment 030501) Fecal Coliform Bacteria TMDL  
 Origination Date: October 5, 2010

Date	Observed flow (cfs)	Percent exceedance for observed flow	Adjusted flow for entire basin (cfs)	Width for area under curves (%)	Allowable load to meet standard (MPN/day)	Area under TMDL curve (MPN/day)
2/25/08	1650	16.700	89.10420872	0.10	4,360,004,086,058	4,360,004,086
3/2/84	1660	16.600	89.64423423	0.00	4,386,428,353,246	0
3/5/89	1660	16.600	89.64423423	0.00	4,386,428,353,246	0
1/7/99	1660	16.600	89.64423423	0.00	4,386,428,353,246	0
2/3/08	1660	16.600	89.64423423	0.10	4,386,428,353,246	4,386,428,353
3/1/80	1670	16.500	90.18425974	0.00	4,412,852,620,434	0
12/7/83	1670	16.500	90.18425974	0.00	4,412,852,620,434	0
11/19/93	1670	16.500	90.18425974	0.00	4,412,852,620,434	0
1/5/03	1670	16.500	90.18425974	0.00	4,412,852,620,434	0
4/24/09	1670	16.500	90.18425974	0.10	4,412,852,620,434	4,412,852,620
2/22/84	1680	16.400	90.72428524	0.00	4,439,276,887,622	0
4/6/88	1680	16.400	90.72428524	0.00	4,439,276,887,622	0
2/1/97	1680	16.400	90.72428524	0.00	4,439,276,887,622	0
1/8/05	1680	16.400	90.72428524	0.10	4,439,276,887,622	4,439,276,888
3/6/81	1690	16.300	91.26431075	0.00	4,465,701,154,811	0
12/27/86	1690	16.300	91.26431075	0.00	4,465,701,154,811	0
11/22/87	1690	16.300	91.26431075	0.00	4,465,701,154,811	0
1/26/91	1690	16.300	91.26431075	0.00	4,465,701,154,811	0
4/14/96	1690	16.300	91.26431075	0.00	4,465,701,154,811	0
4/4/00	1690	16.300	91.26431075	0.00	4,465,701,154,811	0
11/6/04	1690	16.300	91.26431075	0.10	4,465,701,154,811	4,465,701,155
3/4/80	1700	16.200	91.80433626	0.00	4,492,125,421,999	0
2/6/85	1700	16.200	91.80433626	0.00	4,492,125,421,999	0
2/16/87	1700	16.200	91.80433626	0.00	4,492,125,421,999	0
3/4/89	1700	16.200	91.80433626	0.00	4,492,125,421,999	0
1/18/92	1700	16.200	91.80433626	0.00	4,492,125,421,999	0
11/23/92	1700	16.200	91.80433626	0.00	4,492,125,421,999	0
2/12/98	1700	16.200	91.80433626	0.00	4,492,125,421,999	0
2/7/04	1700	16.200	91.80433626	0.00	4,492,125,421,999	0
12/7/04	1700	16.200	91.80433626	0.00	4,492,125,421,999	0
11/1/06	1700	16.200	91.80433626	0.20	4,492,125,421,999	8,984,250,844
1/30/85	1710	16.000	92.34436177	0.00	4,518,549,689,187	0
2/23/94	1710	16.000	92.34436177	0.00	4,518,549,689,187	0
1/9/96	1710	16.000	92.34436177	0.00	4,518,549,689,187	0
11/22/82	1720	16.000	92.88438727	0.00	4,544,973,956,375	0
11/1/91	1720	16.000	92.88438727	0.00	4,544,973,956,375	0
2/6/94	1720	16.000	92.88438727	0.00	4,544,973,956,375	0
12/14/01	1720	16.000	92.88438727	0.00	4,544,973,956,375	0
2/2/05	1720	16.000	92.88438727	0.00	4,544,973,956,375	0
1/17/07	1720	16.000	92.88438727	0.10	4,544,973,956,375	4,544,973,956
3/21/80	1730	15.900	93.42441278	0.00	4,571,398,223,564	0
11/27/84	1730	15.900	93.42441278	0.00	4,571,398,223,564	0
2/10/92	1730	15.900	93.42441278	0.00	4,571,398,223,564	0
3/19/93	1730	15.900	93.42441278	0.00	4,571,398,223,564	0

FINAL—Whiskey Chitto Creek (Subsegment 030501) Fecal Coliform Bacteria TMDL  
 Origination Date: October 5, 2010

Date	Observed flow (cfs)	Percent exceedance for observed flow	Adjusted flow for entire basin (cfs)	Width for area under curves (%)	Allowable load to meet standard (MPN/day)	Area under TMDL curve (MPN/day)
2/13/98	1730	15.900	93.42441278	0.00	4,571,398,223,564	0
3/14/01	1730	15.900	93.42441278	0.00	4,571,398,223,564	0
3/14/03	1730	15.900	93.42441278	0.00	4,571,398,223,564	0
3/13/08	1730	15.900	93.42441278	0.00	4,571,398,223,564	0
12/15/08	1730	15.900	93.42441278	0.20	4,571,398,223,564	9,142,796,447
12/24/95	1740	15.700	93.96443829	0.00	4,597,822,490,752	0
4/13/02	1740	15.700	93.96443829	0.00	4,597,822,490,752	0
2/27/84	1750	15.700	94.5044638	0.00	4,624,246,757,940	0
2/5/90	1750	15.700	94.5044638	0.00	4,624,246,757,940	0
1/16/05	1750	15.700	94.5044638	0.00	4,624,246,757,940	0
2/24/08	1750	15.700	94.5044638	0.10	4,624,246,757,940	4,624,246,758
1/1/88	1760	15.600	95.0444893	0.00	4,650,671,025,128	0
3/7/88	1760	15.600	95.0444893	0.00	4,650,671,025,128	0
12/23/88	1760	15.600	95.0444893	0.00	4,650,671,025,128	0
3/30/95	1760	15.600	95.0444893	0.10	4,650,671,025,128	4,650,671,025
3/28/93	1770	15.500	95.58451481	0.00	4,677,095,292,317	0
4/14/93	1770	15.500	95.58451481	0.00	4,677,095,292,317	0
2/25/94	1770	15.500	95.58451481	0.00	4,677,095,292,317	0
12/10/02	1770	15.500	95.58451481	0.00	4,677,095,292,317	0
12/30/03	1770	15.500	95.58451481	0.10	4,677,095,292,317	4,677,095,292
1/13/84	1780	15.400	96.12454032	0.00	4,703,519,559,505	0
1/3/88	1780	15.400	96.12454032	0.00	4,703,519,559,505	0
4/10/91	1780	15.400	96.12454032	0.00	4,703,519,559,505	0
12/20/92	1780	15.400	96.12454032	0.10	4,703,519,559,505	4,703,519,560
4/19/80	1790	15.300	96.66456583	0.00	4,729,943,826,693	0
4/27/80	1790	15.300	96.66456583	0.00	4,729,943,826,693	0
1/5/87	1790	15.300	96.66456583	0.00	4,729,943,826,693	0
1/2/88	1790	15.300	96.66456583	0.00	4,729,943,826,693	0
2/27/03	1790	15.300	96.66456583	0.00	4,729,943,826,693	0
1/29/07	1790	15.300	96.66456583	0.00	4,729,943,826,693	0
3/16/09	1790	15.300	96.66456583	0.10	4,729,943,826,693	4,729,943,827
3/27/80	1800	15.200	97.20459133	0.00	4,756,368,093,881	0
2/16/82	1800	15.200	97.20459133	0.00	4,756,368,093,881	0
4/16/83	1800	15.200	97.20459133	0.00	4,756,368,093,881	0
4/9/84	1800	15.200	97.20459133	0.00	4,756,368,093,881	0
12/12/85	1800	15.200	97.20459133	0.00	4,756,368,093,881	0
2/7/88	1800	15.200	97.20459133	0.00	4,756,368,093,881	0
2/24/92	1800	15.200	97.20459133	0.00	4,756,368,093,881	0
11/15/98	1800	15.200	97.20459133	0.00	4,756,368,093,881	0
1/21/04	1800	15.200	97.20459133	0.20	4,756,368,093,881	9,512,736,188
12/18/95	1810	15.000	97.74461684	0.00	4,782,792,361,069	0
1/2/96	1810	15.000	97.74461684	0.00	4,782,792,361,069	0
12/19/96	1810	15.000	97.74461684	0.00	4,782,792,361,069	0
3/17/97	1810	15.000	97.74461684	0.00	4,782,792,361,069	0

FINAL—Whiskey Chitto Creek (Subsegment 030501) Fecal Coliform Bacteria TMDL  
 Origination Date: October 5, 2010

Date	Observed flow (cfs)	Percent exceedance for observed flow	Adjusted flow for entire basin (cfs)	Width for area under curves (%)	Allowable load to meet standard (MPN/day)	Area under TMDL curve (MPN/day)
3/17/01	1810	15.000	97.74461684	0.00	4,782,792,361,069	0
12/31/03	1810	15.000	97.74461684	0.10	4,782,792,361,069	4,782,792,361
2/6/88	1820	14.900	98.28464235	0.00	4,809,216,628,258	0
1/27/94	1820	14.900	98.28464235	0.00	4,809,216,628,258	0
1/28/96	1820	14.900	98.28464235	0.00	4,809,216,628,258	0
3/17/98	1820	14.900	98.28464235	0.00	4,809,216,628,258	0
2/23/08	1820	14.900	98.28464235	0.10	4,809,216,628,258	4,809,216,628
4/5/80	1830	14.800	98.82466786	0.00	4,835,640,895,446	0
3/31/95	1830	14.800	98.82466786	0.00	4,835,640,895,446	0
4/16/96	1830	14.800	98.82466786	0.00	4,835,640,895,446	0
3/29/83	1840	14.800	99.36469336	0.00	4,862,065,162,634	0
12/22/86	1840	14.800	99.36469336	0.00	4,862,065,162,634	0
4/22/95	1840	14.800	99.36469336	0.00	4,862,065,162,634	0
4/15/96	1840	14.800	99.36469336	0.10	4,862,065,162,634	4,862,065,163
1/6/87	1850	14.700	99.90471887	0.00	4,888,489,429,822	0
3/27/89	1850	14.700	99.90471887	0.00	4,888,489,429,822	0
1/6/91	1850	14.700	99.90471887	0.00	4,888,489,429,822	0
11/17/93	1850	14.700	99.90471887	0.00	4,888,489,429,822	0
1/18/01	1850	14.700	99.90471887	0.00	4,888,489,429,822	0
2/7/02	1850	14.700	99.90471887	0.10	4,888,489,429,822	4,888,489,430
2/26/89	1860	14.600	100.4447444	0.00	4,914,913,697,011	0
3/15/90	1860	14.600	100.4447444	0.00	4,914,913,697,011	0
1/7/91	1860	14.600	100.4447444	0.00	4,914,913,697,011	0
2/25/92	1860	14.600	100.4447444	0.00	4,914,913,697,011	0
3/15/01	1860	14.600	100.4447444	0.00	4,914,913,697,011	0
2/8/02	1860	14.600	100.4447444	0.00	4,914,913,697,011	0
11/3/02	1860	14.600	100.4447444	0.10	4,914,913,697,011	4,914,913,697
3/23/80	1870	14.500	100.9847699	0.00	4,941,337,964,199	0
4/17/83	1870	14.500	100.9847699	0.00	4,941,337,964,199	0
2/22/90	1870	14.500	100.9847699	0.00	4,941,337,964,199	0
2/18/98	1870	14.500	100.9847699	0.00	4,941,337,964,199	0
1/24/07	1870	14.500	100.9847699	0.10	4,941,337,964,199	4,941,337,964
12/24/83	1880	14.400	101.5247954	0.00	4,967,762,231,387	0
1/10/88	1880	14.400	101.5247954	0.00	4,967,762,231,387	0
1/8/96	1880	14.400	101.5247954	0.00	4,967,762,231,387	0
12/18/96	1880	14.400	101.5247954	0.00	4,967,762,231,387	0
3/16/01	1880	14.400	101.5247954	0.00	4,967,762,231,387	0
2/14/07	1880	14.400	101.5247954	0.10	4,967,762,231,387	4,967,762,231
3/22/80	1890	14.300	102.0648209	0.00	4,994,186,498,575	0
4/12/91	1890	14.300	102.0648209	0.00	4,994,186,498,575	0
11/2/91	1890	14.300	102.0648209	0.00	4,994,186,498,575	0
1/11/93	1890	14.300	102.0648209	0.00	4,994,186,498,575	0
4/17/93	1890	14.300	102.0648209	0.00	4,994,186,498,575	0
11/18/93	1890	14.300	102.0648209	0.00	4,994,186,498,575	0

FINAL—Whiskey Chitto Creek (Subsegment 030501) Fecal Coliform Bacteria TMDL  
 Origination Date: October 5, 2010

Date	Observed flow (cfs)	Percent exceedance for observed flow	Adjusted flow for entire basin (cfs)	Width for area under curves (%)	Allowable load to meet standard (MPN/day)	Area under TMDL curve (MPN/day)
4/4/99	1890	14.300	102.0648209	0.00	4,994,186,498,575	0
2/9/05	1890	14.300	102.0648209	0.00	4,994,186,498,575	0
2/16/07	1890	14.300	102.0648209	0.00	4,994,186,498,575	0
3/12/08	1890	14.300	102.0648209	0.20	4,994,186,498,575	9,988,372,997
12/9/83	1900	14.100	102.6048464	0.00	5,020,610,765,764	0
12/11/83	1900	14.100	102.6048464	0.00	5,020,610,765,764	0
1/12/89	1900	14.100	102.6048464	0.00	5,020,610,765,764	0
3/13/95	1900	14.100	102.6048464	0.00	5,020,610,765,764	0
2/1/08	1900	14.100	102.6048464	0.10	5,020,610,765,764	5,020,610,766
11/27/87	1910	14.000	103.1448719	0.00	5,047,035,032,952	0
1/20/88	1910	14.000	103.1448719	0.10	5,047,035,032,952	5,047,035,033
11/23/82	1920	13.900	103.6848974	0.00	5,073,459,300,140	0
12/8/83	1920	13.900	103.6848974	0.00	5,073,459,300,140	0
3/31/90	1920	13.900	103.6848974	0.00	5,073,459,300,140	0
4/16/93	1920	13.900	103.6848974	0.00	5,073,459,300,140	0
3/21/98	1920	13.900	103.6848974	0.00	5,073,459,300,140	0
2/12/90	1930	13.900	104.2249229	0.00	5,099,883,567,328	0
1/25/93	1930	13.900	104.2249229	0.00	5,099,883,567,328	0
3/13/94	1930	13.900	104.2249229	0.00	5,099,883,567,328	0
12/25/01	1930	13.900	104.2249229	0.00	5,099,883,567,328	0
1/18/04	1930	13.900	104.2249229	0.00	5,099,883,567,328	0
2/2/08	1930	13.900	104.2249229	0.00	5,099,883,567,328	0
3/18/09	1930	13.900	104.2249229	0.20	5,099,883,567,328	10,199,767,135
12/9/84	1940	13.700	104.7649484	0.00	5,126,307,834,516	0
1/20/90	1940	13.700	104.7649484	0.00	5,126,307,834,516	0
4/11/91	1940	13.700	104.7649484	0.00	5,126,307,834,516	0
3/8/98	1940	13.700	104.7649484	0.00	5,126,307,834,516	0
3/28/02	1940	13.700	104.7649484	0.10	5,126,307,834,516	5,126,307,835
11/3/91	1950	13.600	105.3049739	0.00	5,152,732,101,705	0
11/30/04	1950	13.600	105.3049739	0.00	5,152,732,101,705	0
2/15/07	1950	13.600	105.3049739	0.00	5,152,732,101,705	0
12/12/08	1950	13.600	105.3049739	0.00	5,152,732,101,705	0
3/17/09	1950	13.600	105.3049739	0.10	5,152,732,101,705	5,152,732,102
1/23/87	1960	13.500	105.8449995	0.00	5,179,156,368,893	0
12/11/91	1960	13.500	105.8449995	0.00	5,179,156,368,893	0
2/24/98	1960	13.500	105.8449995	0.00	5,179,156,368,893	0
11/4/04	1960	13.500	105.8449995	0.00	5,179,156,368,893	0
4/3/07	1960	13.500	105.8449995	0.10	5,179,156,368,893	5,179,156,369
12/25/88	1970	13.400	106.385025	0.00	5,205,580,636,081	0
1/6/90	1970	13.400	106.385025	0.00	5,205,580,636,081	0
12/17/86	1980	13.400	106.9250505	0.00	5,232,004,903,269	0
3/7/81	1990	13.400	107.465076	0.00	5,258,429,170,458	0
11/30/87	1990	13.400	107.465076	0.00	5,258,429,170,458	0
4/7/00	1990	13.400	107.465076	0.10	5,258,429,170,458	5,258,429,170

FINAL—Whiskey Chitto Creek (Subsegment 030501) Fecal Coliform Bacteria TMDL  
 Origination Date: October 5, 2010

Date	Observed flow (cfs)	Percent exceedance for observed flow	Adjusted flow for entire basin (cfs)	Width for area under curves (%)	Allowable load to meet standard (MPN/day)	Area under TMDL curve (MPN/day)
1/27/80	2000	13.300	108.0051015	0.00	5,284,853,437,646	0
12/19/91	2000	13.300	108.0051015	0.00	5,284,853,437,646	0
1/10/92	2000	13.300	108.0051015	0.00	5,284,853,437,646	0
3/22/93	2000	13.300	108.0051015	0.00	5,284,853,437,646	0
3/19/95	2000	13.300	108.0051015	0.00	5,284,853,437,646	0
2/23/98	2000	13.300	108.0051015	0.00	5,284,853,437,646	0
1/14/05	2000	13.300	108.0051015	0.10	5,284,853,437,646	5,284,853,438
1/12/84	2010	13.200	108.545127	0.00	5,311,277,704,834	0
1/22/88	2010	13.200	108.545127	0.00	5,311,277,704,834	0
12/26/88	2010	13.200	108.545127	0.00	5,311,277,704,834	0
1/24/92	2010	13.200	108.545127	0.00	5,311,277,704,834	0
2/14/92	2010	13.200	108.545127	0.00	5,311,277,704,834	0
12/30/98	2010	13.200	108.545127	0.00	5,311,277,704,834	0
12/12/04	2010	13.200	108.545127	0.10	5,311,277,704,834	5,311,277,705
1/12/83	2020	13.100	109.0851525	0.00	5,337,701,972,022	0
3/22/88	2020	13.100	109.0851525	0.00	5,337,701,972,022	0
3/10/94	2020	13.100	109.0851525	0.10	5,337,701,972,022	5,337,701,972
12/30/88	2030	13.000	109.625178	0.00	5,364,126,239,211	0
1/29/04	2030	13.000	109.625178	0.00	5,364,126,239,211	0
11/5/04	2030	13.000	109.625178	0.00	5,364,126,239,211	0
11/28/85	2040	13.000	110.1652035	0.00	5,390,550,506,399	0
12/18/86	2040	13.000	110.1652035	0.00	5,390,550,506,399	0
12/23/86	2040	13.000	110.1652035	0.00	5,390,550,506,399	0
12/24/01	2040	13.000	110.1652035	0.00	5,390,550,506,399	0
12/4/02	2040	13.000	110.1652035	0.00	5,390,550,506,399	0
1/15/05	2040	13.000	110.1652035	0.20	5,390,550,506,399	10,781,101,013
12/11/87	2050	12.800	110.705229	0.00	5,416,974,773,587	0
3/1/98	2050	12.800	110.705229	0.00	5,416,974,773,587	0
11/19/98	2050	12.800	110.705229	0.00	5,416,974,773,587	0
2/4/04	2050	12.800	110.705229	0.00	5,416,974,773,587	0
3/3/80	2060	12.800	111.2452545	0.00	5,443,399,040,775	0
1/21/88	2060	12.800	111.2452545	0.00	5,443,399,040,775	0
12/29/88	2060	12.800	111.2452545	0.00	5,443,399,040,775	0
4/2/90	2060	12.800	111.2452545	0.00	5,443,399,040,775	0
3/21/92	2060	12.800	111.2452545	0.00	5,443,399,040,775	0
1/7/93	2060	12.800	111.2452545	0.00	5,443,399,040,775	0
2/24/94	2060	12.800	111.2452545	0.20	5,443,399,040,775	10,886,798,082
1/25/84	2070	12.600	111.78528	0.00	5,469,823,307,963	0
4/11/84	2070	12.600	111.78528	0.00	5,469,823,307,963	0
2/22/87	2070	12.600	111.78528	0.00	5,469,823,307,963	0
12/21/87	2070	12.600	111.78528	0.00	5,469,823,307,963	0
12/12/91	2070	12.600	111.78528	0.00	5,469,823,307,963	0
2/4/05	2070	12.600	111.78528	0.10	5,469,823,307,963	5,469,823,308
11/24/82	2080	12.500	112.3253055	0.00	5,496,247,575,152	0

FINAL—Whiskey Chitto Creek (Subsegment 030501) Fecal Coliform Bacteria TMDL  
 Origination Date: October 5, 2010

Date	Observed flow (cfs)	Percent exceedance for observed flow	Adjusted flow for entire basin (cfs)	Width for area under curves (%)	Allowable load to meet standard (MPN/day)	Area under TMDL curve (MPN/day)
1/11/84	2080	12.500	112.3253055	0.00	5,496,247,575,152	0
1/3/89	2080	12.500	112.3253055	0.00	5,496,247,575,152	0
3/26/89	2080	12.500	112.3253055	0.00	5,496,247,575,152	0
1/16/92	2080	12.500	112.3253055	0.00	5,496,247,575,152	0
3/27/02	2080	12.500	112.3253055	0.10	5,496,247,575,152	5,496,247,575
2/9/80	2090	12.400	112.865331	0.00	5,522,671,842,340	0
3/31/88	2090	12.400	112.865331	0.00	5,522,671,842,340	0
1/22/89	2090	12.400	112.865331	0.00	5,522,671,842,340	0
12/20/01	2090	12.400	112.865331	0.10	5,522,671,842,340	5,522,671,842
2/10/90	2100	12.300	113.4053566	0.00	5,549,096,109,528	0
2/27/98	2100	12.300	113.4053566	0.00	5,549,096,109,528	0
4/25/82	2110	12.300	113.9453821	0.00	5,575,520,376,716	0
4/10/84	2110	12.300	113.9453821	0.00	5,575,520,376,716	0
2/25/90	2110	12.300	113.9453821	0.00	5,575,520,376,716	0
3/12/94	2110	12.300	113.9453821	0.00	5,575,520,376,716	0
3/5/02	2110	12.300	113.9453821	0.10	5,575,520,376,716	5,575,520,377
1/9/83	2120	12.200	114.4854076	0.00	5,601,944,643,905	0
2/21/84	2120	12.200	114.4854076	0.00	5,601,944,643,905	0
2/16/85	2120	12.200	114.4854076	0.00	5,601,944,643,905	0
11/16/98	2120	12.200	114.4854076	0.00	5,601,944,643,905	0
12/14/02	2120	12.200	114.4854076	0.00	5,601,944,643,905	0
12/16/02	2120	12.200	114.4854076	0.00	5,601,944,643,905	0
1/1/03	2120	12.200	114.4854076	0.00	5,601,944,643,905	0
12/13/08	2120	12.200	114.4854076	0.10	5,601,944,643,905	5,601,944,644
3/2/80	2130	12.100	115.0254331	0.00	5,628,368,911,093	0
4/5/00	2130	12.100	115.0254331	0.10	5,628,368,911,093	5,628,368,911
4/1/90	2140	12.000	115.5654586	0.00	5,654,793,178,281	0
3/11/94	2140	12.000	115.5654586	0.00	5,654,793,178,281	0
2/7/97	2140	12.000	115.5654586	0.00	5,654,793,178,281	0
4/28/97	2140	12.000	115.5654586	0.00	5,654,793,178,281	0
1/6/99	2140	12.000	115.5654586	0.10	5,654,793,178,281	5,654,793,178
3/25/83	2150	11.900	116.1054841	0.00	5,681,217,445,469	0
1/27/84	2150	11.900	116.1054841	0.00	5,681,217,445,469	0
1/23/91	2150	11.900	116.1054841	0.00	5,681,217,445,469	0
2/17/92	2150	11.900	116.1054841	0.00	5,681,217,445,469	0
4/15/93	2150	11.900	116.1054841	0.10	5,681,217,445,469	5,681,217,445
1/27/96	2160	11.800	116.6455096	0.00	5,707,641,712,657	0
2/28/98	2160	11.800	116.6455096	0.00	5,707,641,712,657	0
4/1/01	2160	11.800	116.6455096	0.00	5,707,641,712,657	0
1/23/83	2170	11.800	117.1855351	0.00	5,734,065,979,846	0
1/26/84	2170	11.800	117.1855351	0.00	5,734,065,979,846	0
12/24/97	2170	11.800	117.1855351	0.00	5,734,065,979,846	0
3/6/01	2170	11.800	117.1855351	0.00	5,734,065,979,846	0
12/15/02	2170	11.800	117.1855351	0.10	5,734,065,979,846	5,734,065,980

FINAL—Whiskey Chitto Creek (Subsegment 030501) Fecal Coliform Bacteria TMDL  
 Origination Date: October 5, 2010

Date	Observed flow (cfs)	Percent exceedance for observed flow	Adjusted flow for entire basin (cfs)	Width for area under curves (%)	Allowable load to meet standard (MPN/day)	Area under TMDL curve (MPN/day)
1/10/90	2180	11.700	117.7255606	0.00	5,760,490,247,034	0
3/6/84	2190	11.700	118.2655861	0.00	5,786,914,514,222	0
1/10/91	2190	11.700	118.2655861	0.00	5,786,914,514,222	0
4/13/91	2190	11.700	118.2655861	0.00	5,786,914,514,222	0
1/9/92	2190	11.700	118.2655861	0.00	5,786,914,514,222	0
4/30/97	2190	11.700	118.2655861	0.00	5,786,914,514,222	0
3/2/02	2190	11.700	118.2655861	0.00	5,786,914,514,222	0
1/30/04	2190	11.700	118.2655861	0.00	5,786,914,514,222	0
1/23/07	2190	11.700	118.2655861	0.20	5,786,914,514,222	11,573,829,028
12/25/87	2200	11.500	118.8056116	0.00	5,813,338,781,410	0
2/15/92	2200	11.500	118.8056116	0.00	5,813,338,781,410	0
2/22/97	2200	11.500	118.8056116	0.00	5,813,338,781,410	0
11/25/00	2200	11.500	118.8056116	0.00	5,813,338,781,410	0
2/24/97	2210	11.500	119.3456371	0.10	5,839,763,048,599	5,839,763,049
1/9/88	2220	11.400	119.8856626	0.00	5,866,187,315,787	0
2/21/91	2220	11.400	119.8856626	0.00	5,866,187,315,787	0
4/4/93	2220	11.400	119.8856626	0.00	5,866,187,315,787	0
1/21/94	2220	11.400	119.8856626	0.00	5,866,187,315,787	0
12/14/08	2220	11.400	119.8856626	0.10	5,866,187,315,787	5,866,187,316
1/30/99	2230	11.300	120.4256882	0.00	5,892,611,582,975	0
11/3/04	2230	11.300	120.4256882	0.00	5,892,611,582,975	0
3/8/81	2240	11.300	120.9657137	0.00	5,919,035,850,163	0
12/23/83	2240	11.300	120.9657137	0.00	5,919,035,850,163	0
11/22/84	2240	11.300	120.9657137	0.00	5,919,035,850,163	0
2/21/88	2240	11.300	120.9657137	0.00	5,919,035,850,163	0
1/2/89	2240	11.300	120.9657137	0.00	5,919,035,850,163	0
3/9/98	2240	11.300	120.9657137	0.00	5,919,035,850,163	0
2/27/05	2240	11.300	120.9657137	0.10	5,919,035,850,163	5,919,035,850
1/26/80	2250	11.200	121.5057392	0.00	5,945,460,117,352	0
12/31/88	2250	11.200	121.5057392	0.00	5,945,460,117,352	0
2/11/90	2250	11.200	121.5057392	0.00	5,945,460,117,352	0
2/23/97	2250	11.200	121.5057392	0.10	5,945,460,117,352	5,945,460,117
2/2/90	2260	11.100	122.0457647	0.00	5,971,884,384,540	0
1/31/97	2260	11.100	122.0457647	0.00	5,971,884,384,540	0
2/21/03	2260	11.100	122.0457647	0.10	5,971,884,384,540	5,971,884,385
1/8/88	2270	11.000	122.5857902	0.00	5,998,308,651,728	0
3/10/98	2270	11.000	122.5857902	0.00	5,998,308,651,728	0
4/6/00	2280	11.000	123.1258157	0.00	6,024,732,918,916	0
2/3/05	2280	11.000	123.1258157	0.00	6,024,732,918,916	0
3/9/84	2290	11.000	123.6658412	0.00	6,051,157,186,104	0
12/21/86	2290	11.000	123.6658412	0.00	6,051,157,186,104	0
2/16/92	2290	11.000	123.6658412	0.00	6,051,157,186,104	0
3/4/01	2290	11.000	123.6658412	0.00	6,051,157,186,104	0
3/4/02	2290	11.000	123.6658412	0.00	6,051,157,186,104	0

FINAL—Whiskey Chitto Creek (Subsegment 030501) Fecal Coliform Bacteria TMDL  
 Origination Date: October 5, 2010

Date	Observed flow (cfs)	Percent exceedance for observed flow	Adjusted flow for entire basin (cfs)	Width for area under curves (%)	Allowable load to meet standard (MPN/day)	Area under TMDL curve (MPN/day)
1/2/03	2290	11.000	123.6658412	0.10	6,051,157,186,104	6,051,157,186
4/28/80	2300	10.900	124.2058667	0.00	6,077,581,453,293	0
2/20/82	2300	10.900	124.2058667	0.00	6,077,581,453,293	0
1/21/83	2300	10.900	124.2058667	0.00	6,077,581,453,293	0
3/26/83	2300	10.900	124.2058667	0.00	6,077,581,453,293	0
11/5/85	2300	10.900	124.2058667	0.00	6,077,581,453,293	0
12/28/87	2300	10.900	124.2058667	0.00	6,077,581,453,293	0
3/11/98	2300	10.900	124.2058667	0.00	6,077,581,453,293	0
1/20/04	2300	10.900	124.2058667	0.20	6,077,581,453,293	12,155,162,907
2/11/85	2310	10.700	124.7458922	0.00	6,104,005,720,481	0
3/28/89	2310	10.700	124.7458922	0.00	6,104,005,720,481	0
1/27/95	2310	10.700	124.7458922	0.00	6,104,005,720,481	0
3/28/09	2310	10.700	124.7458922	0.10	6,104,005,720,481	6,104,005,720
1/22/83	2320	10.600	125.2859177	0.00	6,130,429,987,669	0
2/24/90	2320	10.600	125.2859177	0.00	6,130,429,987,669	0
2/5/92	2320	10.600	125.2859177	0.00	6,130,429,987,669	0
2/11/04	2320	10.600	125.2859177	0.00	6,130,429,987,669	0
2/18/04	2320	10.600	125.2859177	0.10	6,130,429,987,669	6,130,429,988
12/3/91	2330	10.500	125.8259432	0.00	6,156,854,254,857	0
1/31/92	2330	10.500	125.8259432	0.00	6,156,854,254,857	0
11/29/04	2330	10.500	125.8259432	0.00	6,156,854,254,857	0
4/24/82	2340	10.500	126.3659687	0.00	6,183,278,522,046	0
2/14/83	2340	10.500	126.3659687	0.00	6,183,278,522,046	0
1/28/92	2340	10.500	126.3659687	0.00	6,183,278,522,046	0
1/22/07	2340	10.500	126.3659687	0.10	6,183,278,522,046	6,183,278,522
1/10/83	2350	10.400	126.9059942	0.00	6,209,702,789,234	0
2/23/87	2350	10.400	126.9059942	0.00	6,209,702,789,234	0
2/19/88	2350	10.400	126.9059942	0.00	6,209,702,789,234	0
3/17/99	2350	10.400	126.9059942	0.10	6,209,702,789,234	6,209,702,789
3/5/85	2360	10.300	127.4460197	0.00	6,236,127,056,422	0
1/10/93	2360	10.300	127.4460197	0.00	6,236,127,056,422	0
12/29/98	2360	10.300	127.4460197	0.00	6,236,127,056,422	0
3/5/01	2360	10.300	127.4460197	0.00	6,236,127,056,422	0
1/5/83	2370	10.300	127.9860453	0.00	6,262,551,323,610	0
12/26/86	2370	10.300	127.9860453	0.00	6,262,551,323,610	0
2/24/87	2370	10.300	127.9860453	0.00	6,262,551,323,610	0
3/29/01	2370	10.300	127.9860453	0.00	6,262,551,323,610	0
12/8/04	2370	10.300	127.9860453	0.00	6,262,551,323,610	0
2/25/05	2370	10.300	127.9860453	0.10	6,262,551,323,610	6,262,551,324
4/30/80	2380	10.200	128.5260708	0.00	6,288,975,590,799	0
11/21/84	2380	10.200	128.5260708	0.00	6,288,975,590,799	0
12/1/84	2380	10.200	128.5260708	0.00	6,288,975,590,799	0
3/13/88	2380	10.200	128.5260708	0.00	6,288,975,590,799	0
3/19/90	2380	10.200	128.5260708	0.00	6,288,975,590,799	0



FINAL—Whiskey Chitto Creek (Subsegment 030501) Fecal Coliform Bacteria TMDL  
 Origination Date: October 5, 2010

Date	Observed flow (cfs)	Percent exceedance for observed flow	Adjusted flow for entire basin (cfs)	Width for area under curves (%)	Allowable load to meet standard (MPN/day)	Area under TMDL curve (MPN/day)
3/4/97	2380	10.200	128.5260708	0.00	6,288,975,590,799	0
1/18/98	2380	10.200	128.5260708	0.00	6,288,975,590,799	0
1/19/04	2380	10.200	128.5260708	0.20	6,288,975,590,799	12,577,951,182
1/1/89	2390	10.000	129.0660963	0.00	6,315,399,857,987	0
1/18/91	2390	10.000	129.0660963	0.00	6,315,399,857,987	0
4/29/97	2390	10.000	129.0660963	0.00	6,315,399,857,987	0
3/18/98	2390	10.000	129.0660963	0.00	6,315,399,857,987	0
11/26/00	2390	10.000	129.0660963	0.10	6,315,399,857,987	6,315,399,858
1/11/83	2400	9.900	129.6061218	0.00	6,341,824,125,175	0
1/20/94	2400	9.900	129.6061218	0.00	6,341,824,125,175	0
11/19/84	2410	9.900	130.1461473	0.00	6,368,248,392,363	0
12/24/88	2410	9.900	130.1461473	0.00	6,368,248,392,363	0
1/28/04	2410	9.900	130.1461473	0.10	6,368,248,392,363	6,368,248,392
1/21/89	2420	9.800	130.6861728	0.00	6,394,672,659,551	0
1/5/91	2420	9.800	130.6861728	0.00	6,394,672,659,551	0
1/9/93	2420	9.800	130.6861728	0.00	6,394,672,659,551	0
12/15/01	2420	9.800	130.6861728	0.00	6,394,672,659,551	0
2/22/08	2420	9.800	130.6861728	0.10	6,394,672,659,551	6,394,672,660
2/28/84	2440	9.700	131.7662238	0.00	6,447,521,193,928	0
3/1/84	2440	9.700	131.7662238	0.00	6,447,521,193,928	0
2/23/90	2440	9.700	131.7662238	0.00	6,447,521,193,928	0
1/30/92	2440	9.700	131.7662238	0.00	6,447,521,193,928	0
2/6/97	2440	9.700	131.7662238	0.00	6,447,521,193,928	0
1/3/03	2440	9.700	131.7662238	0.00	6,447,521,193,928	0
11/23/04	2440	9.700	131.7662238	0.10	6,447,521,193,928	6,447,521,194
4/4/80	2450	9.600	132.3062493	0.00	6,473,945,461,116	0
11/20/84	2450	9.600	132.3062493	0.00	6,473,945,461,116	0
1/15/92	2450	9.600	132.3062493	0.10	6,473,945,461,116	6,473,945,461
2/20/88	2460	9.500	132.8462748	0.00	6,500,369,728,304	0
1/29/92	2460	9.500	132.8462748	0.00	6,500,369,728,304	0
3/16/97	2460	9.500	132.8462748	0.00	6,500,369,728,304	0
1/22/98	2460	9.500	132.8462748	0.00	6,500,369,728,304	0
11/17/98	2460	9.500	132.8462748	0.00	6,500,369,728,304	0
2/4/99	2460	9.500	132.8462748	0.10	6,500,369,728,304	6,500,369,728
2/1/83	2470	9.400	133.3863003	0.00	6,526,793,995,493	0
11/16/87	2470	9.400	133.3863003	0.00	6,526,793,995,493	0
4/30/91	2470	9.400	133.3863003	0.00	6,526,793,995,493	0
3/23/93	2470	9.400	133.3863003	0.00	6,526,793,995,493	0
1/5/99	2470	9.400	133.3863003	0.00	6,526,793,995,493	0
3/30/01	2470	9.400	133.3863003	0.10	6,526,793,995,493	6,526,793,995
12/22/83	2480	9.300	133.9263258	0.00	6,553,218,262,681	0
2/29/84	2480	9.300	133.9263258	0.00	6,553,218,262,681	0
2/25/87	2480	9.300	133.9263258	0.00	6,553,218,262,681	0
3/3/02	2480	9.300	133.9263258	0.10	6,553,218,262,681	6,553,218,263

FINAL—Whiskey Chitto Creek (Subsegment 030501) Fecal Coliform Bacteria TMDL  
 Origination Date: October 5, 2010

Date	Observed flow (cfs)	Percent exceedance for observed flow	Adjusted flow for entire basin (cfs)	Width for area under curves (%)	Allowable load to meet standard (MPN/day)	Area under TMDL curve (MPN/day)
11/27/82	2490	9.200	134.4663513	0.00	6,579,642,529,869	0
4/5/88	2490	9.200	134.4663513	0.00	6,579,642,529,869	0
1/7/90	2490	9.200	134.4663513	0.00	6,579,642,529,869	0
4/28/95	2490	9.200	134.4663513	0.00	6,579,642,529,869	0
3/19/98	2490	9.200	134.4663513	0.10	6,579,642,529,869	6,579,642,530
1/23/80	2500	9.100	135.0063769	0.00	6,606,066,797,057	0
1/13/92	2500	9.100	135.0063769	0.00	6,606,066,797,057	0
2/26/05	2500	9.100	135.0063769	0.00	6,606,066,797,057	0
4/23/95	2510	9.100	135.5464024	0.00	6,632,491,064,245	0
3/31/01	2510	9.100	135.5464024	0.00	6,632,491,064,245	0
3/7/84	2520	9.100	136.0864279	0.00	6,658,915,331,434	0
1/4/03	2520	9.100	136.0864279	0.10	6,658,915,331,434	6,658,915,331
12/25/86	2530	9.000	136.6264534	0.00	6,685,339,598,622	0
3/4/88	2530	9.000	136.6264534	0.00	6,685,339,598,622	0
1/13/89	2530	9.000	136.6264534	0.00	6,685,339,598,622	0
3/15/97	2530	9.000	136.6264534	0.10	6,685,339,598,622	6,685,339,599
4/1/88	2540	8.900	137.1664789	0.00	6,711,763,865,810	0
2/26/91	2540	8.900	137.1664789	0.00	6,711,763,865,810	0
1/18/94	2540	8.900	137.1664789	0.00	6,711,763,865,810	0
1/4/83	2550	8.900	137.7065044	0.00	6,738,188,132,998	0
12/10/87	2550	8.900	137.7065044	0.00	6,738,188,132,998	0
1/21/90	2550	8.900	137.7065044	0.00	6,738,188,132,998	0
1/14/92	2550	8.900	137.7065044	0.00	6,738,188,132,998	0
3/10/92	2550	8.900	137.7065044	0.00	6,738,188,132,998	0
3/14/97	2550	8.900	137.7065044	0.00	6,738,188,132,998	0
3/29/09	2550	8.900	137.7065044	0.10	6,738,188,132,998	6,738,188,133
11/25/86	2560	8.800	138.2465299	0.00	6,764,612,400,187	0
12/20/86	2560	8.800	138.2465299	0.00	6,764,612,400,187	0
3/21/87	2560	8.800	138.2465299	0.00	6,764,612,400,187	0
11/29/87	2560	8.800	138.2465299	0.00	6,764,612,400,187	0
3/5/88	2560	8.800	138.2465299	0.00	6,764,612,400,187	0
1/9/90	2560	8.800	138.2465299	0.00	6,764,612,400,187	0
3/20/98	2560	8.800	138.2465299	0.20	6,764,612,400,187	13,529,224,800
3/6/88	2570	8.600	138.7865554	0.00	6,791,036,667,375	0
1/17/91	2570	8.600	138.7865554	0.00	6,791,036,667,375	0
1/19/94	2570	8.600	138.7865554	0.00	6,791,036,667,375	0
3/8/84	2580	8.600	139.3265809	0.00	6,817,460,934,563	0
3/21/88	2580	8.600	139.3265809	0.00	6,817,460,934,563	0
2/22/89	2580	8.600	139.3265809	0.00	6,817,460,934,563	0
1/30/97	2580	8.600	139.3265809	0.00	6,817,460,934,563	0
12/25/97	2580	8.600	139.3265809	0.00	6,817,460,934,563	0
11/27/00	2580	8.600	139.3265809	0.10	6,817,460,934,563	6,817,460,935
4/21/82	2590	8.500	139.8666064	0.00	6,843,885,201,751	0
3/20/88	2590	8.500	139.8666064	0.00	6,843,885,201,751	0

FINAL—Whiskey Chitto Creek (Subsegment 030501) Fecal Coliform Bacteria TMDL  
 Origination Date: October 5, 2010

Date	Observed flow (cfs)	Percent exceedance for observed flow	Adjusted flow for entire basin (cfs)	Width for area under curves (%)	Allowable load to meet standard (MPN/day)	Area under TMDL curve (MPN/day)
1/20/89	2590	8.500	139.8666064	0.00	6,843,885,201,751	0
1/19/01	2590	8.500	139.8666064	0.00	6,843,885,201,751	0
12/16/01	2590	8.500	139.8666064	0.10	6,843,885,201,751	6,843,885,202
11/28/87	2600	8.400	140.4066319	0.00	6,870,309,468,940	0
12/29/87	2600	8.400	140.4066319	0.00	6,870,309,468,940	0
4/14/91	2600	8.400	140.4066319	0.00	6,870,309,468,940	0
1/4/99	2600	8.400	140.4066319	0.00	6,870,309,468,940	0
3/31/09	2600	8.400	140.4066319	0.10	6,870,309,468,940	6,870,309,469
12/9/87	2610	8.300	140.9466574	0.00	6,896,733,736,128	0
12/7/91	2610	8.300	140.9466574	0.00	6,896,733,736,128	0
4/9/02	2610	8.300	140.9466574	0.00	6,896,733,736,128	0
1/27/04	2610	8.300	140.9466574	0.10	6,896,733,736,128	6,896,733,736
12/19/86	2620	8.200	141.4866829	0.00	6,923,158,003,316	0
12/24/87	2620	8.200	141.4866829	0.00	6,923,158,003,316	0
12/4/91	2620	8.200	141.4866829	0.00	6,923,158,003,316	0
1/8/93	2620	8.200	141.4866829	0.00	6,923,158,003,316	0
2/18/97	2620	8.200	141.4866829	0.00	6,923,158,003,316	0
1/26/98	2620	8.200	141.4866829	0.00	6,923,158,003,316	0
12/12/98	2620	8.200	141.4866829	0.10	6,923,158,003,316	6,923,158,003
12/22/87	2630	8.100	142.0267084	0.00	6,949,582,270,504	0
4/7/93	2630	8.100	142.0267084	0.10	6,949,582,270,504	6,949,582,271
1/29/97	2640	8.000	142.566734	0.00	6,976,006,537,692	0
2/18/05	2640	8.000	142.566734	0.00	6,976,006,537,692	0
12/23/87	2660	8.000	143.646785	0.00	7,028,855,072,069	0
12/31/87	2660	8.000	143.646785	0.00	7,028,855,072,069	0
1/19/89	2660	8.000	143.646785	0.10	7,028,855,072,069	7,028,855,072
4/23/82	2670	7.900	144.1868105	0.00	7,055,279,339,257	0
11/25/82	2670	7.900	144.1868105	0.00	7,055,279,339,257	0
1/3/83	2670	7.900	144.1868105	0.00	7,055,279,339,257	0
3/27/83	2670	7.900	144.1868105	0.00	7,055,279,339,257	0
12/24/86	2670	7.900	144.1868105	0.00	7,055,279,339,257	0
3/19/88	2670	7.900	144.1868105	0.00	7,055,279,339,257	0
3/7/93	2670	7.900	144.1868105	0.10	7,055,279,339,257	7,055,279,339
2/19/82	2680	7.800	144.726836	0.00	7,081,703,606,445	0
11/26/82	2680	7.800	144.726836	0.00	7,081,703,606,445	0
3/29/89	2680	7.800	144.726836	0.00	7,081,703,606,445	0
12/19/01	2680	7.800	144.726836	0.10	7,081,703,606,445	7,081,703,606
12/30/87	2690	7.700	145.2668615	0.00	7,108,127,873,634	0
1/25/80	2700	7.700	145.806887	0.00	7,134,552,140,822	0
3/28/83	2700	7.700	145.806887	0.00	7,134,552,140,822	0
12/12/83	2700	7.700	145.806887	0.00	7,134,552,140,822	0
12/5/91	2700	7.700	145.806887	0.10	7,134,552,140,822	7,134,552,141
1/20/93	2710	7.600	146.3469125	0.00	7,160,976,408,010	0
1/23/01	2710	7.600	146.3469125	0.00	7,160,976,408,010	0

FINAL—Whiskey Chitto Creek (Subsegment 030501) Fecal Coliform Bacteria TMDL  
 Origination Date: October 5, 2010

Date	Observed flow (cfs)	Percent exceedance for observed flow	Adjusted flow for entire basin (cfs)	Width for area under curves (%)	Allowable load to meet standard (MPN/day)	Area under TMDL curve (MPN/day)
2/17/08	2710	7.600	146.3469125	0.00	7,160,976,408,010	0
12/8/87	2720	7.600	146.886938	0.00	7,187,400,675,198	0
2/5/97	2730	7.600	147.4269635	0.10	7,213,824,942,387	7,213,824,942
3/16/99	2740	7.500	147.966989	0.00	7,240,249,209,575	0
2/9/92	2770	7.500	149.5870656	0.00	7,319,522,011,139	0
11/18/98	2770	7.500	149.5870656	0.00	7,319,522,011,139	0
2/13/83	2780	7.500	150.1270911	0.00	7,345,946,278,328	0
12/5/84	2780	7.500	150.1270911	0.00	7,345,946,278,328	0
1/8/90	2780	7.500	150.1270911	0.00	7,345,946,278,328	0
1/22/91	2780	7.500	150.1270911	0.00	7,345,946,278,328	0
1/3/99	2780	7.500	150.1270911	0.10	7,345,946,278,328	7,345,946,278
2/12/83	2790	7.400	150.6671166	0.00	7,372,370,545,516	0
12/8/84	2790	7.400	150.6671166	0.00	7,372,370,545,516	0
1/21/91	2790	7.400	150.6671166	0.00	7,372,370,545,516	0
3/20/92	2790	7.400	150.6671166	0.00	7,372,370,545,516	0
3/14/95	2790	7.400	150.6671166	0.00	7,372,370,545,516	0
4/11/02	2790	7.400	150.6671166	0.10	7,372,370,545,516	7,372,370,546
2/1/90	2800	7.300	151.2071421	0.00	7,398,794,812,704	0
4/12/02	2800	7.300	151.2071421	0.00	7,398,794,812,704	0
2/10/05	2800	7.300	151.2071421	0.00	7,398,794,812,704	0
3/30/09	2800	7.300	151.2071421	0.10	7,398,794,812,704	7,398,794,813
3/30/91	2810	7.200	151.7471676	0.00	7,425,219,079,892	0
11/28/00	2810	7.200	151.7471676	0.00	7,425,219,079,892	0
2/2/94	2820	7.200	152.2871931	0.00	7,451,643,347,081	0
3/17/90	2830	7.200	152.8272186	0.00	7,478,067,614,269	0
3/18/90	2830	7.200	152.8272186	0.10	7,478,067,614,269	7,478,067,614
2/9/83	2840	7.100	153.3672441	0.00	7,504,491,881,457	0
1/26/04	2850	7.100	153.9072696	0.00	7,530,916,148,645	0
2/8/83	2860	7.100	154.4472951	0.00	7,557,340,415,834	0
2/18/82	2880	7.100	155.5273461	0.00	7,610,188,950,210	0
4/22/82	2880	7.100	155.5273461	0.00	7,610,188,950,210	0
2/26/87	2880	7.100	155.5273461	0.00	7,610,188,950,210	0
3/20/87	2880	7.100	155.5273461	0.00	7,610,188,950,210	0
1/10/07	2880	7.100	155.5273461	0.10	7,610,188,950,210	7,610,188,950
3/13/99	2890	7.000	156.0673716	0.00	7,636,613,217,398	0
4/29/80	2900	7.000	156.6073971	0.00	7,663,037,484,586	0
3/4/85	2900	7.000	156.6073971	0.00	7,663,037,484,586	0
3/2/91	2900	7.000	156.6073971	0.10	7,663,037,484,586	7,663,037,485
12/13/85	2920	6.900	157.6874482	0.00	7,715,886,018,963	0
3/24/93	2920	6.900	157.6874482	0.00	7,715,886,018,963	0
1/7/98	2920	6.900	157.6874482	0.10	7,715,886,018,963	7,715,886,019
4/3/89	2930	6.800	158.2274737	0.00	7,742,310,286,151	0
12/26/97	2930	6.800	158.2274737	0.00	7,742,310,286,151	0
4/10/02	2930	6.800	158.2274737	0.00	7,742,310,286,151	0

FINAL—Whiskey Chitto Creek (Subsegment 030501) Fecal Coliform Bacteria TMDL  
 Origination Date: October 5, 2010

Date	Observed flow (cfs)	Percent exceedance for observed flow	Adjusted flow for entire basin (cfs)	Width for area under curves (%)	Allowable load to meet standard (MPN/day)	Area under TMDL curve (MPN/day)
1/17/89	2940	6.800	158.7674992	0.00	7,768,734,553,339	0
2/14/05	2940	6.800	158.7674992	0.10	7,768,734,553,339	7,768,734,553
2/11/83	2960	6.700	159.8475502	0.00	7,821,583,087,716	0
12/8/82	2970	6.700	160.3875757	0.00	7,848,007,354,904	0
4/6/93	2970	6.700	160.3875757	0.00	7,848,007,354,904	0
11/28/04	2970	6.700	160.3875757	0.00	7,848,007,354,904	0
2/17/82	2980	6.700	160.9276012	0.00	7,874,431,622,092	0
2/25/97	2980	6.700	160.9276012	0.00	7,874,431,622,092	0
12/11/04	2980	6.700	160.9276012	0.10	7,874,431,622,092	7,874,431,622
3/16/90	2990	6.600	161.4676267	0.00	7,900,855,889,280	0
1/19/91	2990	6.600	161.4676267	0.00	7,900,855,889,280	0
1/24/80	3000	6.600	162.0076522	0.00	7,927,280,156,469	0
12/6/91	3010	6.600	162.5476777	0.10	7,953,704,423,657	7,953,704,424
3/22/89	3020	6.500	163.0877032	0.00	7,980,128,690,845	0
12/17/01	3020	6.500	163.0877032	0.00	7,980,128,690,845	0
2/10/83	3030	6.500	163.6277287	0.00	8,006,552,958,033	0
11/28/84	3030	6.500	163.6277287	0.00	8,006,552,958,033	0
11/30/84	3040	6.500	164.1677543	0.00	8,032,977,225,222	0
3/19/87	3040	6.500	164.1677543	0.00	8,032,977,225,222	0
1/22/90	3040	6.500	164.1677543	0.00	8,032,977,225,222	0
2/8/92	3040	6.500	164.1677543	0.00	8,032,977,225,222	0
3/15/99	3040	6.500	164.1677543	0.10	8,032,977,225,222	8,032,977,225
1/20/91	3060	6.400	165.2478053	0.00	8,085,825,759,598	0
12/17/98	3060	6.400	165.2478053	0.00	8,085,825,759,598	0
11/10/02	3060	6.400	165.2478053	0.10	8,085,825,759,598	8,085,825,760
11/30/86	3070	6.300	165.7878308	0.00	8,112,250,026,786	0
1/4/91	3090	6.300	166.8678818	0.00	8,165,098,561,163	0
4/20/91	3090	6.300	166.8678818	0.00	8,165,098,561,163	0
11/24/04	3090	6.300	166.8678818	0.00	8,165,098,561,163	0
2/15/05	3090	6.300	166.8678818	0.10	8,165,098,561,163	8,165,098,561
11/29/84	3100	6.200	167.4079073	0.00	8,191,522,828,351	0
1/14/89	3100	6.200	167.4079073	0.00	8,191,522,828,351	0
2/20/84	3110	6.200	167.9479328	0.00	8,217,947,095,539	0
3/6/91	3110	6.200	167.9479328	0.00	8,217,947,095,539	0
4/4/88	3130	6.200	169.0279838	0.10	8,270,795,629,916	8,270,795,630
3/5/92	3140	6.100	169.5680093	0.00	8,297,219,897,104	0
2/26/03	3140	6.100	169.5680093	0.00	8,297,219,897,104	0
2/7/92	3150	6.100	170.1080348	0.00	8,323,644,164,292	0
3/19/92	3160	6.100	170.6480603	0.00	8,350,068,431,480	0
3/4/87	3170	6.100	171.1880858	0.10	8,376,492,698,669	8,376,492,699
2/12/84	3180	6.000	171.7281114	0.00	8,402,916,965,857	0
4/18/80	3190	6.000	172.2681369	0.00	8,429,341,233,045	0
12/16/83	3190	6.000	172.2681369	0.00	8,429,341,233,045	0
12/7/84	3190	6.000	172.2681369	0.00	8,429,341,233,045	0

FINAL—Whiskey Chitto Creek (Subsegment 030501) Fecal Coliform Bacteria TMDL  
 Origination Date: October 5, 2010

Date	Observed flow (cfs)	Percent exceedance for observed flow	Adjusted flow for entire basin (cfs)	Width for area under curves (%)	Allowable load to meet standard (MPN/day)	Area under TMDL curve (MPN/day)
3/18/95	3190	6.000	172.2681369	0.00	8,429,341,233,045	0
12/9/04	3190	6.000	172.2681369	0.10	8,429,341,233,045	8,429,341,233
1/3/91	3200	5.900	172.8081624	0.00	8,455,765,500,233	0
1/16/91	3200	5.900	172.8081624	0.00	8,455,765,500,233	0
3/25/93	3200	5.900	172.8081624	0.00	8,455,765,500,233	0
3/8/83	3210	5.900	173.3481879	0.00	8,482,189,767,422	0
3/27/93	3210	5.900	173.3481879	0.10	8,482,189,767,422	8,482,189,767
12/17/85	3220	5.800	173.8882134	0.00	8,508,614,034,610	0
1/31/04	3220	5.800	173.8882134	0.00	8,508,614,034,610	0
2/1/04	3230	5.800	174.4282389	0.00	8,535,038,301,798	0
4/19/09	3230	5.800	174.4282389	0.00	8,535,038,301,798	0
1/25/98	3240	5.800	174.9682644	0.10	8,561,462,568,986	8,561,462,569
1/31/90	3260	5.700	176.0483154	0.00	8,614,311,103,363	0
2/7/83	3270	5.700	176.5883409	0.00	8,640,735,370,551	0
2/6/92	3280	5.700	177.1283664	0.00	8,667,159,637,739	0
1/22/01	3310	5.700	178.748443	0.00	8,746,432,439,304	0
12/18/01	3310	5.700	178.748443	0.10	8,746,432,439,304	8,746,432,439
12/10/04	3320	5.600	179.2884685	0.00	8,772,856,706,492	0
1/23/92	3330	5.600	179.828494	0.00	8,799,280,973,680	0
3/9/88	3340	5.600	180.3685195	0.00	8,825,705,240,869	0
1/20/01	3340	5.600	180.3685195	0.00	8,825,705,240,869	0
1/21/01	3340	5.600	180.3685195	0.00	8,825,705,240,869	0
12/13/91	3360	5.600	181.4485705	0.10	8,878,553,775,245	8,878,553,775
1/2/83	3370	5.500	181.988596	0.00	8,904,978,042,433	0
2/19/84	3370	5.500	181.988596	0.00	8,904,978,042,433	0
3/14/99	3380	5.500	182.5286215	0.00	8,931,402,309,621	0
12/4/01	3380	5.500	182.5286215	0.00	8,931,402,309,621	0
2/18/08	3380	5.500	182.5286215	0.10	8,931,402,309,621	8,931,402,310
4/16/95	3390	5.400	183.068647	0.00	8,957,826,576,810	0
3/18/87	3400	5.400	183.6086725	0.00	8,984,250,843,998	0
3/17/95	3400	5.400	183.6086725	0.00	8,984,250,843,998	0
4/9/99	3430	5.400	185.228749	0.00	9,063,523,645,563	0
12/6/84	3440	5.400	185.7687745	0.00	9,089,947,912,751	0
11/26/86	3450	5.400	186.3088001	0.00	9,116,372,179,939	0
2/25/91	3450	5.400	186.3088001	0.00	9,116,372,179,939	0
11/2/02	3450	5.400	186.3088001	0.10	9,116,372,179,939	9,116,372,180
3/30/89	3490	5.300	188.4689021	0.00	9,222,069,248,692	0
3/2/93	3490	5.300	188.4689021	0.00	9,222,069,248,692	0
4/13/80	3500	5.300	189.0089276	0.00	9,248,493,515,880	0
1/24/93	3500	5.300	189.0089276	0.00	9,248,493,515,880	0
12/31/06	3500	5.300	189.0089276	0.10	9,248,493,515,880	9,248,493,516
3/25/89	3520	5.200	190.0889786	0.00	9,301,342,050,257	0
4/13/93	3530	5.200	190.6290041	0.00	9,327,766,317,445	0
3/3/85	3540	5.200	191.1690296	0.10	9,354,190,584,633	9,354,190,585

FINAL—Whiskey Chitto Creek (Subsegment 030501) Fecal Coliform Bacteria TMDL  
 Origination Date: October 5, 2010

Date	Observed flow (cfs)	Percent exceedance for observed flow	Adjusted flow for entire basin (cfs)	Width for area under curves (%)	Allowable load to meet standard (MPN/day)	Area under TMDL curve (MPN/day)
11/28/82	3550	5.100	191.7090551	0.00	9,380,614,851,821	0
3/15/95	3560	5.100	192.2490806	0.00	9,407,039,119,010	0
3/16/95	3560	5.100	192.2490806	0.00	9,407,039,119,010	0
1/17/98	3580	5.100	193.3291317	0.00	9,459,887,653,386	0
1/24/98	3580	5.100	193.3291317	0.00	9,459,887,653,386	0
12/28/97	3590	5.100	193.8691572	0.10	9,486,311,920,574	9,486,311,921
1/23/90	3600	5.000	194.4091827	0.00	9,512,736,187,762	0
4/2/88	3630	5.000	196.0292592	0.00	9,592,008,989,327	0
3/26/93	3640	5.000	196.5692847	0.00	9,618,433,256,515	0
2/23/89	3660	5.000	197.6493357	0.00	9,671,281,790,892	0
2/14/80	3690	5.000	199.2694122	0.00	9,750,554,592,457	0
3/23/89	3690	5.000	199.2694122	0.00	9,750,554,592,457	0
3/3/91	3690	5.000	199.2694122	0.00	9,750,554,592,457	0
2/3/04	3690	5.000	199.2694122	0.10	9,750,554,592,457	9,750,554,592
1/15/89	3700	4.900	199.8094377	0.00	9,776,978,859,645	0
1/22/87	3710	4.900	200.3494632	0.10	9,803,403,126,833	9,803,403,127
2/12/85	3720	4.800	200.8894888	0.00	9,829,827,394,021	0
3/31/89	3720	4.800	200.8894888	0.00	9,829,827,394,021	0
4/2/91	3720	4.800	200.8894888	0.00	9,829,827,394,021	0
11/28/01	3730	4.800	201.4295143	0.00	9,856,251,661,209	0
4/24/95	3740	4.800	201.9695398	0.00	9,882,675,928,398	0
2/24/85	3750	4.800	202.5095653	0.00	9,909,100,195,586	0
2/22/91	3750	4.800	202.5095653	0.00	9,909,100,195,586	0
3/31/91	3750	4.800	202.5095653	0.00	9,909,100,195,586	0
4/5/93	3750	4.800	202.5095653	0.00	9,909,100,195,586	0
2/13/97	3750	4.800	202.5095653	0.00	9,909,100,195,586	0
2/11/05	3750	4.800	202.5095653	0.20	9,909,100,195,586	19,818,200,391
2/24/91	3760	4.600	203.0495908	0.00	9,935,524,462,774	0
2/13/85	3790	4.600	204.6696673	0.00	10,014,797,264,339	0
1/21/93	3800	4.600	205.2096928	0.00	10,041,221,531,527	0
12/5/02	3800	4.600	205.2096928	0.00	10,041,221,531,527	0
2/1/95	3840	4.600	207.3697948	0.00	10,146,918,600,280	0
4/23/09	3850	4.600	207.9098204	0.10	10,173,342,867,468	10,173,342,867
2/16/05	3860	4.500	208.4498459	0.00	10,199,767,134,656	0
4/3/80	3870	4.500	208.9898714	0.00	10,226,191,401,845	0
11/29/82	3880	4.500	209.5298969	0.00	10,252,615,669,033	0
3/24/89	3880	4.500	209.5298969	0.00	10,252,615,669,033	0
12/27/97	3900	4.500	210.6099479	0.10	10,305,464,203,409	10,305,464,203
1/23/98	3930	4.400	212.2300244	0.00	10,384,737,004,974	0
2/17/04	3960	4.400	213.8501009	0.00	10,464,009,806,539	0
2/18/84	3970	4.400	214.3901264	0.00	10,490,434,073,727	0
4/8/93	3980	4.400	214.9301519	0.00	10,516,858,340,915	0
2/10/80	4030	4.400	217.6302795	0.00	10,648,979,676,856	0
1/19/92	4030	4.400	217.6302795	0.00	10,648,979,676,856	0

FINAL—Whiskey Chitto Creek (Subsegment 030501) Fecal Coliform Bacteria TMDL  
 Origination Date: October 5, 2010

Date	Observed flow (cfs)	Percent exceedance for observed flow	Adjusted flow for entire basin (cfs)	Width for area under curves (%)	Allowable load to meet standard (MPN/day)	Area under TMDL curve (MPN/day)
12/13/98	4030	4.400	217.6302795	0.10	10,648,979,676,856	10,648,979,677
4/3/88	4040	4.300	218.170305	0.00	10,675,403,944,045	0
1/16/89	4050	4.300	218.7103305	0.00	10,701,828,211,233	0
2/15/85	4060	4.300	219.250356	0.00	10,728,252,478,421	0
2/2/04	4060	4.300	219.250356	0.10	10,728,252,478,421	10,728,252,478
2/13/05	4070	4.200	219.7903815	0.00	10,754,676,745,609	0
2/23/91	4110	4.200	221.9504835	0.00	10,860,373,814,362	0
2/14/85	4130	4.200	223.0305346	0.00	10,913,222,348,739	0
3/12/88	4140	4.200	223.5705601	0.00	10,939,646,615,927	0
12/19/95	4140	4.200	223.5705601	0.10	10,939,646,615,927	10,939,646,616
3/12/95	4150	4.100	224.1105856	0.00	10,966,070,883,115	0
2/25/89	4170	4.100	225.1906366	0.00	11,018,919,417,492	0
1/22/93	4170	4.100	225.1906366	0.00	11,018,919,417,492	0
12/9/02	4180	4.100	225.7306621	0.00	11,045,343,684,680	0
4/20/09	4190	4.100	226.2706876	0.10	11,071,767,951,868	11,071,767,952
1/28/94	4200	4.000	226.8107131	0.00	11,098,192,219,056	0
1/24/90	4210	4.000	227.3507386	0.00	11,124,616,486,244	0
1/21/92	4210	4.000	227.3507386	0.00	11,124,616,486,244	0
2/22/03	4210	4.000	227.3507386	0.00	11,124,616,486,244	0
1/15/91	4230	4.000	228.4307896	0.00	11,177,465,020,621	0
1/22/92	4230	4.000	228.4307896	0.10	11,177,465,020,621	11,177,465,021
12/26/82	4290	3.900	231.6709427	0.00	11,336,010,623,750	0
12/6/02	4290	3.900	231.6709427	0.00	11,336,010,623,750	0
2/17/05	4300	3.900	232.2109682	0.00	11,362,434,890,939	0
2/21/08	4310	3.900	232.7509937	0.00	11,388,859,158,127	0
1/20/92	4340	3.900	234.3710702	0.00	11,468,131,959,691	0
1/4/07	4340	3.900	234.3710702	0.10	11,468,131,959,691	11,468,131,960
3/4/91	4350	3.800	234.9110957	0.00	11,494,556,226,880	0
4/25/95	4350	3.800	234.9110957	0.00	11,494,556,226,880	0
11/21/87	4360	3.800	235.4511212	0.00	11,520,980,494,068	0
3/5/91	4380	3.800	236.5311722	0.00	11,573,829,028,444	0
2/11/80	4390	3.800	237.0711978	0.00	11,600,253,295,633	0
1/23/93	4390	3.800	237.0711978	0.10	11,600,253,295,633	11,600,253,296
3/3/97	4400	3.700	237.6112233	0.00	11,626,677,562,821	0
11/25/04	4400	3.700	237.6112233	0.00	11,626,677,562,821	0
11/27/04	4410	3.700	238.1512488	0.00	11,653,101,830,009	0
1/6/07	4410	3.700	238.1512488	0.10	11,653,101,830,009	11,653,101,830
12/14/85	4420	3.600	238.6912743	0.00	11,679,526,097,197	0
3/10/88	4420	3.600	238.6912743	0.00	11,679,526,097,197	0
12/23/95	4430	3.600	239.2312998	0.00	11,705,950,364,386	0
2/6/83	4450	3.600	240.3113508	0.00	11,758,798,898,762	0
12/18/91	4450	3.600	240.3113508	0.00	11,758,798,898,762	0
2/19/08	4450	3.600	240.3113508	0.10	11,758,798,898,762	11,758,798,899
4/21/09	4500	3.500	243.0114783	0.00	11,890,920,234,703	0



FINAL—Whiskey Chitto Creek (Subsegment 030501) Fecal Coliform Bacteria TMDL  
 Origination Date: October 5, 2010

Date	Observed flow (cfs)	Percent exceedance for observed flow	Adjusted flow for entire basin (cfs)	Width for area under curves (%)	Allowable load to meet standard (MPN/day)	Area under TMDL curve (MPN/day)
4/27/95	4530	3.500	244.6315549	0.00	11,970,193,036,268	0
1/9/07	4530	3.500	244.6315549	0.00	11,970,193,036,268	0
1/7/07	4550	3.500	245.7116059	0.00	12,023,041,570,644	0
1/30/90	4610	3.500	248.9517589	0.10	12,181,587,173,774	12,181,587,174
11/30/82	4620	3.400	249.4917844	0.00	12,208,011,440,962	0
1/5/07	4650	3.400	251.1118609	0.00	12,287,284,242,527	0
3/7/95	4660	3.400	251.6518865	0.00	12,313,708,509,715	0
1/11/91	4720	3.400	254.8920395	0.00	12,472,254,112,844	0
3/28/80	4730	3.400	255.432065	0.10	12,498,678,380,032	12,498,678,380
11/4/85	4760	3.300	257.0521415	0.00	12,577,951,181,597	0
4/1/89	4760	3.300	257.0521415	0.00	12,577,951,181,597	0
2/12/04	4760	3.300	257.0521415	0.00	12,577,951,181,597	0
12/7/82	4770	3.300	257.592167	0.00	12,604,375,448,785	0
12/16/85	4780	3.300	258.1321925	0.10	12,630,799,715,974	12,630,799,716
1/8/98	4800	3.200	259.2122436	0.00	12,683,648,250,350	0
12/20/95	4820	3.200	260.2922946	0.00	12,736,496,784,726	0
3/9/92	4830	3.200	260.8323201	0.00	12,762,921,051,915	0
12/13/83	4840	3.200	261.3723456	0.00	12,789,345,319,103	0
3/2/85	4860	3.200	262.4523966	0.00	12,842,193,853,479	0
1/16/98	4950	3.200	267.3126262	0.00	13,080,012,258,173	0
4/22/09	4950	3.200	267.3126262	0.10	13,080,012,258,173	13,080,012,258
2/23/03	5010	3.100	270.5527792	0.00	13,238,557,861,303	0
2/25/03	5010	3.100	270.5527792	0.00	13,238,557,861,303	0
4/1/91	5020	3.100	271.0928047	0.00	13,264,982,128,491	0
2/27/87	5030	3.100	271.6328302	0.10	13,291,406,395,679	13,291,406,396
2/12/05	5040	3.000	272.1728557	0.00	13,317,830,662,867	0
2/24/89	5060	3.000	273.2529067	0.00	13,370,679,197,244	0
11/27/86	5090	3.000	274.8729833	0.00	13,449,951,998,809	0
3/6/92	5130	3.000	277.0330853	0.00	13,555,649,067,562	0
4/9/93	5160	3.000	278.6531618	0.00	13,634,921,869,126	0
4/19/91	5170	3.000	279.1931873	0.10	13,661,346,136,314	13,661,346,136
2/14/97	5200	2.900	280.8132639	0.00	13,740,618,937,879	0
1/1/83	5210	2.900	281.3532894	0.00	13,767,043,205,067	0
3/11/88	5220	2.900	281.8933149	0.00	13,793,467,472,256	0
4/26/95	5250	2.900	283.5133914	0.00	13,872,740,273,820	0
2/12/80	5260	2.900	284.0534169	0.00	13,899,164,541,009	0
4/2/89	5260	2.900	284.0534169	0.10	13,899,164,541,009	13,899,164,541
4/15/91	5290	2.800	285.6734934	0.00	13,978,437,342,573	0
1/12/91	5300	2.800	286.2135189	0.00	14,004,861,609,761	0
2/26/97	5340	2.800	288.373621	0.00	14,110,558,678,514	0
1/8/07	5350	2.800	288.9136465	0.10	14,136,982,945,703	14,136,982,946
12/15/85	5360	2.700	289.453672	0.00	14,163,407,212,891	0
2/3/99	5360	2.700	289.453672	0.00	14,163,407,212,891	0
11/26/04	5390	2.700	291.0737485	0.00	14,242,680,014,456	0

FINAL—Whiskey Chitto Creek (Subsegment 030501) Fecal Coliform Bacteria TMDL  
 Origination Date: October 5, 2010

Date	Observed flow (cfs)	Percent exceedance for observed flow	Adjusted flow for entire basin (cfs)	Width for area under curves (%)	Allowable load to meet standard (MPN/day)	Area under TMDL curve (MPN/day)
4/17/80	5400	2.700	291.613774	0.00	14,269,104,281,644	0
1/15/98	5400	2.700	291.613774	0.00	14,269,104,281,644	0
3/6/93	5410	2.700	292.1537995	0.00	14,295,528,548,832	0
4/12/93	5410	2.700	292.1537995	0.10	14,295,528,548,832	14,295,528,549
1/28/95	5440	2.600	293.773876	0.00	14,374,801,350,397	0
1/14/91	5450	2.600	294.3139015	0.00	14,401,225,617,585	0
11/4/02	5470	2.600	295.3939526	0.00	14,454,074,151,961	0
2/13/80	5490	2.600	296.4740036	0.10	14,506,922,686,338	14,506,922,686
2/17/84	5520	2.500	298.0940801	0.00	14,586,195,487,902	0
2/20/08	5550	2.500	299.7141566	0.00	14,665,468,289,467	0
2/24/03	5580	2.500	301.3342331	0.00	14,744,741,091,032	0
1/21/87	5610	2.500	302.9543097	0.00	14,824,013,892,597	0
1/13/91	5640	2.500	304.5743862	0.10	14,903,286,694,161	14,903,286,694
1/1/07	5660	2.400	305.6544372	0.00	14,956,135,228,538	0
11/1/02	5690	2.400	307.2745137	0.00	15,035,408,030,102	0
4/2/80	5700	2.400	307.8145392	0.00	15,061,832,297,291	0
1/14/98	5700	2.400	307.8145392	0.00	15,061,832,297,291	0
11/29/86	5710	2.400	308.3545647	0.00	15,088,256,564,479	0
4/10/93	5740	2.400	309.9746413	0.10	15,167,529,366,044	15,167,529,366
1/25/90	5780	2.300	312.1347433	0.00	15,273,226,434,796	0
1/18/87	5800	2.300	313.2147943	0.00	15,326,074,969,173	0
11/9/02	5800	2.300	313.2147943	0.00	15,326,074,969,173	0
2/17/97	5860	2.300	316.4549473	0.00	15,484,620,572,302	0
2/5/83	5950	2.300	321.3151769	0.00	15,722,438,976,996	0
2/13/04	5950	2.300	321.3151769	0.10	15,722,438,976,996	15,722,438,977
2/1/94	5990	2.200	323.4752789	0.00	15,828,136,045,749	0
3/1/85	6000	2.200	324.0153044	0.00	15,854,560,312,937	0
3/3/87	6060	2.200	327.2554575	0.00	16,013,105,916,067	0
1/29/94	6120	2.200	330.4956105	0.00	16,171,651,519,196	0
12/15/83	6200	2.200	334.8158146	0.00	16,383,045,656,702	0
1/29/90	6200	2.200	334.8158146	0.00	16,383,045,656,702	0
1/13/98	6200	2.200	334.8158146	0.10	16,383,045,656,702	16,383,045,657
12/21/95	6220	2.100	335.8958656	0.00	16,435,894,191,079	0
4/11/93	6270	2.100	338.5959931	0.00	16,568,015,527,020	0
12/6/82	6280	2.100	339.1360187	0.10	16,594,439,794,208	16,594,439,794
4/18/91	6340	2.000	342.3761717	0.00	16,752,985,397,337	0
12/3/01	6340	2.000	342.3761717	0.00	16,752,985,397,337	0
4/11/95	6360	2.000	343.4562227	0.00	16,805,833,931,714	0
1/31/95	6370	2.000	343.9962482	0.00	16,832,258,198,902	0
2/16/04	6370	2.000	343.9962482	0.10	16,832,258,198,902	16,832,258,199
12/16/98	6430	1.900	347.2364013	0.00	16,990,803,802,031	0
12/22/95	6470	1.900	349.3965033	0.00	17,096,500,870,784	0
2/28/87	6590	1.900	355.8768094	0.00	17,413,592,077,043	0
1/12/98	6600	1.900	356.4168349	0.00	17,440,016,344,231	0

FINAL—Whiskey Chitto Creek (Subsegment 030501) Fecal Coliform Bacteria TMDL  
 Origination Date: October 5, 2010

Date	Observed flow (cfs)	Percent exceedance for observed flow	Adjusted flow for entire basin (cfs)	Width for area under curves (%)	Allowable load to meet standard (MPN/day)	Area under TMDL curve (MPN/day)
11/28/86	6620	1.900	357.4968859	0.00	17,492,864,878,608	0
4/8/99	6620	1.900	357.4968859	0.10	17,492,864,878,608	17,492,864,879
1/29/95	6630	1.800	358.0369114	0.00	17,519,289,145,796	0
4/15/95	6650	1.800	359.1169624	0.00	17,572,137,680,172	0
12/7/02	6680	1.800	360.7370389	0.00	17,651,410,481,737	0
4/5/99	6690	1.800	361.2770645	0.00	17,677,834,748,925	0
3/2/97	6700	1.800	361.817109	0.10	17,704,259,016,114	17,704,259,016
2/25/85	6740	1.700	363.977192	0.00	17,809,956,084,866	0
4/16/91	6760	1.700	365.057243	0.00	17,862,804,619,243	0
4/17/91	6840	1.700	369.3774471	0.00	18,074,198,756,749	0
3/3/93	6840	1.700	369.3774471	0.00	18,074,198,756,749	0
12/8/02	6840	1.700	369.3774471	0.10	18,074,198,756,749	18,074,198,757
3/11/95	6950	1.600	375.3177276	0.00	18,364,865,695,819	0
1/3/07	6980	1.600	376.9378042	0.00	18,444,138,497,384	0
11/3/85	7040	1.600	380.1779572	0.00	18,602,684,100,513	0
12/1/82	7050	1.600	380.7179827	0.00	18,629,108,367,702	0
12/17/91	7050	1.600	380.7179827	0.00	18,629,108,367,702	0
1/11/98	7100	1.600	383.4181103	0.10	18,761,229,703,643	18,761,229,704
1/20/87	7150	1.500	386.1182378	0.00	18,893,351,039,584	0
1/31/99	7170	1.500	387.1982888	0.00	18,946,199,573,960	0
3/8/92	7190	1.500	388.2783398	0.00	18,999,048,108,337	0
12/31/82	7310	1.500	394.7586459	0.00	19,316,139,314,595	0
11/20/87	7350	1.500	396.9187479	0.10	19,421,836,383,348	19,421,836,383
4/16/80	7360	1.400	397.4587735	0.00	19,448,260,650,537	0
4/1/80	7400	1.400	399.6188755	0.00	19,553,957,719,290	0
1/19/87	7420	1.400	400.6989265	0.00	19,606,806,253,666	0
12/14/83	7430	1.400	401.238952	0.00	19,633,230,520,854	0
2/16/84	7510	1.400	405.5591561	0.00	19,844,624,658,360	0
2/28/85	7540	1.400	407.1792326	0.10	19,923,897,459,925	19,923,897,460
2/15/97	7590	1.300	409.8793601	0.00	20,056,018,795,866	0
2/16/97	7590	1.300	409.8793601	0.00	20,056,018,795,866	0
1/10/98	7600	1.300	410.4193856	0.00	20,082,443,063,054	0
3/29/80	7640	1.300	412.5794877	0.00	20,188,140,131,807	0
1/30/95	7780	1.300	420.1398448	0.10	20,558,079,872,442	20,558,079,872
2/2/99	7840	1.200	423.3799978	0.00	20,716,625,475,572	0
12/5/82	7900	1.200	426.6201509	0.00	20,875,171,078,701	0
3/5/93	7900	1.200	426.6201509	0.00	20,875,171,078,701	0
1/9/98	7900	1.200	426.6201509	0.00	20,875,171,078,701	0
1/28/90	7990	1.200	431.4803804	0.10	21,112,989,483,395	21,112,989,483
2/4/83	8270	1.100	446.6010946	0.00	21,852,868,964,665	0
3/2/87	8310	1.100	448.7611967	0.00	21,958,566,033,418	0
1/26/90	8310	1.100	448.7611967	0.00	21,958,566,033,418	0
3/7/92	8330	1.100	449.8412477	0.00	22,011,414,567,795	0
12/14/98	8480	1.100	457.9416303	0.00	22,407,778,575,618	0

FINAL—Whiskey Chitto Creek (Subsegment 030501) Fecal Coliform Bacteria TMDL  
 Origination Date: October 5, 2010

Date	Observed flow (cfs)	Percent exceedance for observed flow	Adjusted flow for entire basin (cfs)	Width for area under curves (%)	Allowable load to meet standard (MPN/day)	Area under TMDL curve (MPN/day)
2/15/04	8520	1.100	460.1017323	0.10	22,513,475,644,371	22,513,475,644
3/1/97	8550	1.000	461.7218088	0.00	22,592,748,445,936	0
2/14/04	8580	1.000	463.3418854	0.00	22,672,021,247,501	0
2/2/83	8620	1.000	465.5019874	0.00	22,777,718,316,253	0
1/31/94	8750	1.000	472.522319	0.00	23,121,233,789,700	0
12/4/82	8820	1.000	476.3024975	0.10	23,306,203,660,018	23,306,203,660
12/15/98	8910	0.900	481.1627271	0.00	23,544,022,064,712	0
12/2/01	9030	0.900	487.6430332	0.00	23,861,113,270,971	0
11/2/85	9090	0.900	490.8831862	0.00	24,019,658,874,100	0
3/31/80	9150	0.900	494.1233393	0.00	24,178,204,477,230	0
1/2/07	9160	0.900	494.6633648	0.10	24,204,628,744,418	24,204,628,744
12/2/82	9320	0.800	503.3037729	0.00	24,627,417,019,430	0
2/27/85	9370	0.800	506.0039004	0.00	24,759,538,355,371	0
3/1/87	9370	0.800	506.0039004	0.00	24,759,538,355,371	0
3/4/93	9440	0.800	509.784079	0.00	24,944,508,225,688	0
12/3/82	9460	0.800	510.86413	0.00	24,997,356,760,065	0
4/7/99	9570	0.800	516.8044106	0.10	25,288,023,699,135	25,288,023,699
4/14/95	9580	0.700	517.3444361	0.00	25,314,447,966,323	0
2/26/85	9590	0.700	517.8844616	0.00	25,340,872,233,512	0
2/27/97	9600	0.700	518.4244871	0.00	25,367,296,500,700	0
12/16/91	9760	0.700	527.0648952	0.00	25,790,084,775,712	0
4/15/80	9960	0.700	537.8654054	0.10	26,318,570,119,476	26,318,570,119
12/30/82	10100	0.600	545.4257625	0.00	26,688,509,860,111	0
3/10/95	10100	0.600	545.4257625	0.00	26,688,509,860,111	0
11/19/87	10500	0.600	567.0267828	0.00	27,745,480,547,641	0
11/8/02	10500	0.600	567.0267828	0.00	27,745,480,547,641	0
4/14/80	10700	0.600	577.8272929	0.00	28,273,965,891,405	0
2/28/97	10800	0.600	583.227548	0.10	28,538,208,563,287	28,538,208,563
1/27/90	10900	0.500	588.6278031	0.00	28,802,451,235,170	0
2/15/84	11300	0.500	610.2288234	0.00	29,859,421,922,699	0
2/13/84	11400	0.500	615.6290784	0.00	30,123,664,594,581	0
2/1/99	12200	0.500	658.831119	0.00	32,237,605,969,639	0
3/30/80	12400	0.500	669.6316292	0.10	32,766,091,313,404	32,766,091,313
1/30/94	13000	0.400	702.0331596	0.00	34,351,547,344,698	0
2/3/83	13400	0.400	723.6341799	0.00	35,408,518,032,227	0
11/17/87	13400	0.400	723.6341799	0.00	35,408,518,032,227	0
11/29/01	13500	0.400	729.034435	0.00	35,672,760,704,109	0
11/1/85	13900	0.400	750.6354553	0.10	36,729,731,391,638	36,729,731,392
4/6/99	14800	0.300	799.237751	0.00	39,107,915,438,579	0
3/8/95	15500	0.300	837.0395365	0.00	40,957,614,141,755	0
12/14/91	15800	0.300	853.2403017	0.00	41,750,342,157,402	0
4/12/95	15800	0.300	853.2403017	0.00	41,750,342,157,402	0
4/13/95	17600	0.300	950.444893	0.00	46,506,710,251,283	0
12/1/01	18800	0.300	1015.247954	0.10	49,677,622,313,871	49,677,622,314

FINAL—Whiskey Chitto Creek (Subsegment 030501) Fecal Coliform Bacteria TMDL  
 Origination Date: October 5, 2010

Date	Observed flow (cfs)	Percent exceedance for observed flow	Adjusted flow for entire basin (cfs)	Width for area under curves (%)	Allowable load to meet standard (MPN/day)	Area under TMDL curve (MPN/day)
12/15/91	19200	0.200	1036.848974	0.00	50,734,593,001,400	0
11/7/02	20000	0.200	1080.051015	0.00	52,848,534,376,458	0
11/18/87	20300	0.200	1096.25178	0.00	53,641,262,392,105	0
3/9/95	22900	0.200	1236.658412	0.00	60,511,571,861,045	0
2/14/84	23900	0.200	1290.660963	0.10	63,153,998,579,867	63,153,998,580
12/29/82	24300	0.100	1312.261983	0.00	64,210,969,267,397	0
11/6/02	26400	0.100	1425.66734	0.00	69,760,065,376,925	0
11/5/02	27100	0.100	1463.469125	0.00	71,609,764,080,101	0
12/27/82	30200	0.100	1630.877032	0.00	79,801,286,908,452	0
11/30/01	33900	0.100	1830.68647	0.10	89,578,265,768,097	89,578,265,768
12/28/82	40800	0.000	2203.30407	0.00	107,811,010,127,975	0